




Moving Health Forward

Pressure Reducing Cushion Range

User Manual



1. Overview

1.1 Product Description

The Dyna-Tek®, Dyna-Flex® and Transflo cushions have been uniquely designed to provide superior pressure reduction properties. Our specialist designs utilise multiple densities of high specification medical grade foams that have been designed for pressure reduction for the human body. The Covers are made from a water resistant, multi-stretch, vapour permeable material that have been designed to reduce the build-up of both heat and moisture. Please see the product literature for further details.

1.2 Symbols

Warnings

In this User Manual warnings are indicated by symbols. The warning symbols are accompanied by a heading that indicates the severity of the danger.

WARNING

Indicates a hazardous situation that could result in serious injury or death if it is not avoided.

CAUTION

Indicates a hazardous situation that could result in minor or slight injury if it is not avoided.

IMPORTANT

Indicates a hazardous situation that could result in damage to property if it is not avoided.

1.3 Symbols guide



DO NOT PIERCE OR CUT



LINE DRY



DO NOT BLEACH



DO NOT DRY CLEAN



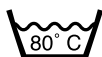
DECLARATION OF CONFORMITY



DO NOT IRON



DO NOT PUT NEAR FLAME



RECOMMENDED 80°C



TUMBLE DRY ON LOW MAX 40°C





FOR USER WEIGHT LIMITS PLEASE SEE TECHNICAL DATA TABLE

2. Usage

2.1 Intended use

The Direct Healthcare Group range of Pressure Redistribution Cushions are designed for both prevention and treatment of pressure ulcers and are intended to be used in conjunction with an appropriately sized chair / wheel chair, as part of an overall pressure ulcer prevention program of care.


 **WARNING** Which cushion is suitable for your individual use should be decided by your clinician who will also determine the most appropriate pressure ulcer prevention or treatment plan and the relevant nursing procedures.


 **WARNING** The following user manual should be used in conjunction with the product literature and will give you instructions on how to get the best results when using one of our pressure reducing cushions, however should you require any additional information please contact our Customer Services team on +44 (0) 800 043 0881.

2.2 On delivery of your new cushion


! IMPORTANT Open the outer packaging a minimum of 1 hour before use to optimise performance. Please dispose of all packaging in line with your relevant environmental policy.


2.3 Using your cushion

 **CAUTION** Prior to using the cushion ensure that the chair has no rough edges that may damage the cushion. Ensure the zip is closed and the zip flap is completely covering the zip. Avoid contact with sharp objects that may damage the cushion.

 **WARNING** The usage of additional layers between the cushion and the patient, such as sheepskins or other similar items may reduce the effectiveness of the pressure reducing properties of the cushion or indeed lead to an additional increase of body temperature, which may cause skin maceration and is therefore not advisable. Please seek clinical advice should you wish to use any additional covering other than the cover which has been supplied with the cushion by the manufacturer.

Take care when using mechanical items such as bridging boards, PAT slides or other patient transfer aids that damage does not occur to the cushion due to sharp or damaged edges.

 **WARNING** The maximum user weight of your cushion is dependent on the cushion correctly fitting the patient. Ensure the patient buttocks do not overhang the edges of the cushion whilst seated as this would mean the patient is too wide for the specific size cushion. Different cushion sizes are available.

 **WARNING** Ensure the cushion is placed the correct way up and in the correct rotation. Please follow the labelling instructions on your cushion at all times. Do not use the cushion without the cover that has been supplied by the manufacturer.

2.4 Patient repositioning

! IMPORTANT Your Pressure Redistributing Cushion will provide not only the best pressure re-distribution properties but also give greater patient comfort and product longevity. However to prevent the build-up of pressure which may lead to tissue damage and potential ulcer formation, it is important that the patient either repositions themselves, or is repositioned on a regular basis. This should be based on the clinical judgement of a qualified healthcare professional who will provide you with a suitable turning regime.

3. Cleaning & Care

The way in which the cushion is cleaned depends upon the nature of the contamination and the susceptibility of the patient. Cleaning should take place before and after use, and between each patient.

3.1 Light Soiling

! IMPORTANT In the absence of gross contamination or unusual risk, the removal of dirt and spillages with clean, warm water, neutral detergent and manual dexterity should be sufficient. However if required the cover can be wiped down with a 0.1% Hypo Chlorite Solution(1,000ppm). Ensure that the cover is rinsed with clean water using a single use non- abrasive cloth, and thoroughly dried. Ensure adequate ventilation.

3.2 Heavy Soiling

! IMPORTANT In cases of gross contamination the cushion cover should be cleaned first with detergent and water then with a diluted solution of 1% Hypo Chlorite (10,000ppm). Rinse well with clean water and a damp single use non-abrasive cloth. Ensure adequate ventilation. Disposable gloves and aprons should be worn. If splashing could occur, eye/face protection should also be worn. On removal of gloves, hands should be washed.

3.3 Drying

! IMPORTANT Ensure cushion cover is thoroughly dried before placing it back onto the cushion. Damp humid environments have been shown to lead to the continuation of bacterial growth.

Within the community setting, it may be desirable to launder the cover after removing from the foam core. In such cases the cover should be laundered at no more than 80°C. To avoid shrinkage of the cover only tumble dry on a low heat setting not exceeding 40°C and not for longer than 10 minutes. Covers must be thoroughly dried before re-fitting to the cushion.

3.4 Inspection

⚠ WARNING Inspect the inner and outer surfaces of covers and their zip fasteners regularly for signs of damage. If the cover is stained, soiled or torn, the foam should also be examined for contamination. Damaged/soiled covers and foam should be reported to the ward/department manager.

If the core of the cushion is wet or badly stained, the cushion should be withdrawn from service. We recommend that the chair should also be cleaned in between each change of patient.

4. Maintenance

4.1 Audit

⚠ CAUTION It is recommended that a minimum of a 6 monthly or annual audit of all cushions within a ward/department should be adhered to. In the community setting, an audit should also be considered at similar periods and between each change of patient. Details on how to audit your cushion, including covers, air cells and pressure valves are available from Direct Healthcare Group.

5. After Use

5.1 Storage

⚠ CAUTION Cushions can become damaged when stored incorrectly. It is advisable to store your cushion off the floor in a clean dry environment. Do not store your cushion near heating devices such as electrical fires or radiators. Wherever possible, cushions should be stored within a protective cover.

5.2 Re-Use

! IMPORTANT A cleaning record must be kept as part of the cleaning system. The product is suitable for repeated use. The number of times it can be used depends on how often and in which way the product is used. Before reuse, clean the product thoroughly in accordance with the guidelines.

5.3 Disposal

! IMPORTANT The disposal and recycling of used devices and packaging must comply with the applicable legal regulation in each country.

6. Quality & Testing

6.1 Service Life

We estimate a life expectancy of four years for these products, provided they are used in strict accordance with the intended use as set out in this document and all maintenance and service requirements are met.

The estimated life expectancy can be exceeded if the product is carefully used and properly maintained, and provided technical and scientific advances do not result in technical limitations. The life expectancy can also be considerably reduced by extreme or incorrect usage. The fact that we estimate a life expectancy for these products does not constitute an additional warranty.

6.2 Product Warranty Periods

Please refer to the product literature for your cushion warranty period. The warranty of your cushion is valid from time of shipping. If a defect or fault is discovered please contact our Customer Services team on +44 (0) 800 043 0881.

6.3 Fire Testing

Direct Healthcare Group products are independently fire tested. Covers adhere to BS 7175. Cushions adhere BS EN 597-1:1995, BS EN 597-2:1995, and where applicable BS 7176 low or medium hazard.

6.4 Quality Standards

Quality is fundamental to the company's operation, working within the disciplines of BS EN ISO 9001:2008 and ISO 13485:2012. All Direct Healthcare Group cushion products feature the CE mark, in compliance with the Medical Device Directive 93/42/EEC.

Every effort has been made to ensure that the contents of this publication are fully up-to-date at the time of going to print. As part of our continuous improvement process, Direct Healthcare Group reserves the right to modify existing models at any time.

7. Technical Data

Product	Warranty	Fire Testing	Grade Ref & Colour	Nominal Density Range (kg/m3)	Nominal Hardness Range (N)	Maximum User Weight (kg)	Product Weight (kg)
Dyna-Tek™ Gel Cushion	2 Years	BS7176		Foam 34	100	159	3
Dyna-Tek™ Pad Cushion	2 Years	BS7176	Beige RX 36 / 125	34 – 36	125	127	1
Dyna-Tek™ Superior	2 Years	BS7176	Beige RX 36 / 125 Blue RX 39 / 200	34 – 36	125	127	1.3
Dyna-Tek™ Posture Visco	2 Years	BS7176	White N / A Blue RX 39 / 200	Visco 60 Foam 38 – 40	N / A	178	1.3
Dyna-Tek™ Owl	2 Years	BS7176	Beige N / A	40 – 45	250 / 260	152	1.3
Dyna-Flex™ Cushion	2 Years	BS7176	Wine	Visco 55 – 60 CME Base 38 – 40	200	152	1
Dyna-Tek™ Profile	1 Year	BS7176	Light Blue	CME Base 38 – 40		114	>1
Transflo Cushion	2 Years	BS7177	White	40 – 60	N / A	178	2.5
Dyna-Tek™ Intelligent-Air	2 Years	BS7176	Black	38 – 40	120	152	2



Moving Health Forward

LIT-00012 Issue 13
Date: February 2022



Direct Healthcare Group Ltd
Withey Court, Western Industrial Estate,
Caerphilly, United Kingdom, CF83 1BF
T: +44 (0) 800 043 0881
E: info@directhealthcaregroup.com

EU Authorised Representative, Importer and
Distributor:
Direct Healthcare Group Sverige AB,
Torshamnsgatan 35, SE-164 40, Kista, Sweden
T: +46 (0) 8 557 200

Australian Sponsor:
Direct Healthcare Group Pty Ltd.,
68 Howe Street, Osborne Park,
Western Australia 6017
T: +61 (0) 423 852 810