

# Transfer and lifting products

making everyday life easier

System**RoMedic**



For more products and product updates  
visit [www.directhealthcaregroup.com](http://www.directhealthcaregroup.com)

**Direct Healthcare  
Group**

Advancing Movement & Health®

# Index

## TRANSFER PRODUCTS



### SLIDING BOARDS

EasyGlide \_\_\_\_\_ 10



### SLIDING MATS

EasySlide (transfer version) \_\_\_\_\_ 10

MoveMaster \_\_\_\_\_ 11

RollerSlide \_\_\_\_\_ 11

## POSITIONING PRODUCTS



### SLIDING BOARDS

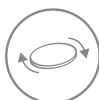
EasyGlide (Mini)/ EasyGlide \_\_\_\_\_ 12



### SLIDING MATS

OneWaySlide \_\_\_\_\_ 12

AutoSlide \_\_\_\_\_ 13



### TURNING PLATES

TurnTableSoft \_\_\_\_\_ 13



### OTHER POSITIONING AIDS

SitWalk \_\_\_\_\_ 13



### SLIDING MATS

ReadySlide \_\_\_\_\_ 14

EasySlide/ EasySlide, disposable \_\_\_\_\_ 14-15

### SLIDING SHEETS

Introduction \_\_\_\_\_ 16-17

Portfolios \_\_\_\_\_ 18

WendyLett Sliding Sheet \_\_\_\_\_ 19

WendyLett2Way Draw Sheet \_\_\_\_\_ 20

WendyLett4Way Sliding Draw Sheet \_\_\_\_\_ 21

WendyLean \_\_\_\_\_ 22

EasyRoll Sliding Sheet \_\_\_\_\_ 23-25

EasyRoll 2way Drawsheet \_\_\_\_\_ 26

EasyRoll Inco 2way Sliding Sheet \_\_\_\_\_ 26

EasyRoll 4way Sliding Drawsheet \_\_\_\_\_ 27

EasyRoll Pillow Case \_\_\_\_\_ 29

EasyRoll Underpads \_\_\_\_\_ 30-32

EasyRoll Mattress protector \_\_\_\_\_ 32

PositioningCover \_\_\_\_\_ 33

TurnSheet (two parts system) \_\_\_\_\_ 34



### OTHER POSITIONING AIDS

TopSheet \_\_\_\_\_ 35

AntiSlip \_\_\_\_\_ 36

FootStool/ FootStoolCover \_\_\_\_\_ 36

## SUPPORT PRODUCTS



### SIT-TO-STAND AIDS

FlexiMove \_\_\_\_\_ 38

FlexiGrip \_\_\_\_\_ 38



### BELTS

PositioningBelt \_\_\_\_\_ 38

FlexiBelt/ EasyBelt \_\_\_\_\_ 39

ReadyBelt \_\_\_\_\_ 39

WalkingBelt \_\_\_\_\_ 40



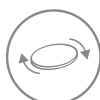
### BELT ACCESSORY

SupportStraps \_\_\_\_\_ 40



### WALKING AIDS

RoWalker400 \_\_\_\_\_ 40



### TURNING PLATES

TurnTable \_\_\_\_\_ 41

TurnSafe2 \_\_\_\_\_ 41



### SIT-TO-STAND AIDS

ReTurn \_\_\_\_\_ 42-43

QuickMove \_\_\_\_\_ 44

MiniLift \_\_\_\_\_ 46

ThoraxSling \_\_\_\_\_ 47, 85

## LIFTING PRODUCTS



### MANUAL LIFTING AIDS

LiftSeat \_\_\_\_\_ 50

FlexiMove \_\_\_\_\_ 50



### CEILING LIFT UNITS

RiseBasic/ RiseAtlas, stationary ceiling lift units \_\_\_\_\_ 52-55



### RAIL SYSTEMS

Castor/ Helena, freestanding lift stands \_\_\_\_\_ 56-57

MilkyWay, rail system \_\_\_\_\_ 58-59



### MOBILE LIFTS

Eva \_\_\_\_\_ 60

EvaDrive \_\_\_\_\_ 61

Carina350 \_\_\_\_\_ 62

Vega505EE \_\_\_\_\_ 63



### LIFTING ACCESSORIES

SlingBar \_\_\_\_\_ 64

SlingBarSpreader M \_\_\_\_\_ 64

SlingBarWrap \_\_\_\_\_ 64

StretcherBar \_\_\_\_\_ 65

Scales \_\_\_\_\_ 65

BackBoardStraps \_\_\_\_\_ 65

BariBar \_\_\_\_\_ 66

BariTurn \_\_\_\_\_ 66



### LIFTING SLINGS

Selecting sling model, material and size ...	69-71
HighBackSling .....	72
ShellHBSling .....	73
FlexibleSling .....	74, 81
AmpHBSling .....	74
HygieneHBSling .....	75
BasicSling .....	76
AmpSling .....	77
LowBackSling .....	78
HygieneSling .....	79
HygieneLBSling .....	80
ClassicHBSling .....	81
ClassicSling .....	82
BariSling .....	82
StretcherSling .....	83
SafeHandlingSheet .....	83
PositioningSling .....	83
LimbSling .....	87
Size guide for lifting slings, overview .....	88-91



### LIFTING SLINGS - RISING / STANDING / WALKING

StandingVest .....	86
WalkingVest .....	86
BariVest .....	87



### LIFTING SLINGS ACCESSORIES

AdjustmentLoop .....	92
HeadSupport .....	92
SoftLegSupport .....	92
StrapsPadding .....	93
NameTag .....	93
LoopTag .....	93



### OTHER

About Direct Healthcare Group .....	4
Ethos Education Programme .....	5
Find the right aid for the right situation .....	6-8
BackPack .....	15
Safety information .....	94
Check, improve the work environment .....	95

## Combination of devices provides individually adapted solutions

To create optimal solutions for users with different needs, most assistive devices can be used in combination with one or several other. Inside this catalogue, you can find symbols regarding user applications. Below are explanations for these symbols.

### Activities / Symbols

Supine transfer	
Turning in bed	
Higher up in bed	
Lying to sitting	
Up from the floor	
Support for gait training	
Standing training	
From bed to wheelchair	
From bed to commode	
From wheelchair to toilet	
Rising - sitting down	
Positioning in chair	
Into and out of vehicles	
Positioning in car	

# About Direct Healthcare Group

Being in poor health can dramatically reduce our ability to move, leading to further health complications and slower recovery.

At Direct Healthcare Group, we recognise that movement is vital to our recovery, rehabilitation and independence. We believe that supporting mobility and independence is essential to achieving and maintaining good health.

No-one better understands the importance of movement and its relationship to both physical and mental health than Direct Healthcare Group, especially when the need to move directly affects our quality of daily living. Through this understanding, and close collaboration with healthcare professionals, we strive to provide effective, movement-based solutions that increase life-quality across care and living environments.

From effective prevention and treatment of pressure ulcers, to promoting safe independence and avoiding patient falls, our solutions support care delivery to a broad patient spectrum, including those with complex, long term conditions. At Direct Healthcare Group we uniquely enable the healthcare challenges associated with reduced patient movement to be anticipated, managed, and in many cases, resolved to support care providers and those they care for. All leading to better health outcomes, accelerated recovery and easier daily living.

## The challenge

Every day, care staff find themselves in situations where they are pressed for time, short of personnel and lacking knowledge and access to simple and functional assistive devices.

Inadequate budgets in combination with the ambition and desire to provide a high standard of care contribute to the occurrence of various load injuries. The result is increased staff absence and escalating costs. Putting an end to this negative spiral can be difficult.

## The solution is simple

Direct Healthcare Group transfer-assistive devices are based on simple, logical thinking, ergonomic principles and a design with the user and caregiver in mind.

Simplicity is the key. Attention to the basic principles results in user-friendly solutions. In fact, it is the simple, most time-saving devices that actually get used.

Our products work with the laws of nature – not against them. Friction, for example, is a factor that must be considered. With smart solutions and combinations of special, functional materials, we can both reduce the friction under the user to facilitate transfer or repositioning, and increase the friction to minimise the risk of the user sliding out of bed.



# ēthos

EDUCATION PROGRAMME



## Direct Healthcare Group – more than just products

In order for assistive technology to be used to its full potential, those using our products must have both an understanding of everything a piece of equipment can accomplish and the skills to use it in the best possible way in every single situation. At Direct Healthcare Group, we want our customers; healthcare providers, healthcare professionals, family members and users to get optimum use and value from our assistive devices and solutions. Therefore, we do not stop at the innovation, design and manufacturing process but we also take great care to develop means and methods for sharing our knowledge and experience gained from creating safe and easy solutions for all users in all transfer situations.



## New skills. New choices. Better outcomes.

With Ethos, our objective is to deliver superior knowledge and first-hand experience of basic core principles and techniques to demonstrate how our assistive devices can be most effectively used to provide safe and easy-to-use transfer solutions that result in:

- **Improved work environment**  
prevention and reduction of occupational injuries for the caregivers
- **Improved quality of care**  
enabling users to use as much of their ability as possible for rehabilitation and greater independence and dignity
- **Significant cost-savings for the care providers**

## Our tutors and trainers

Our tutors training sessions are delivered by individuals who have extensive practical experience and theoretical knowledge of the topics that they cover. Depending on the content covered tutors are either specialist members of the Direct Healthcare Group team or independent industry experts.

## How can I book a workshop?

Once you have chosen your workshop, please email [ethos@directhealthcaregroup.com](mailto:ethos@directhealthcaregroup.com) advising of your chosen workshop and 2–3 preferred dates when you intend to run the workshop. Minimum delegates required for each workshop to run is 6, maximum 12. We are pleased to offer the Ethos Education Programme free of charge for healthcare professionals, we kindly ask that as the organiser, you arrange a suitable venue with access to a profiling bed. Please note, Direct Healthcare Group reserve the right to change in certain situations at a rate of £90 per delegate, per workshop. For more information, please visit [www.directhealthcaregroup.com](http://www.directhealthcaregroup.com)

## Tailor-made training and consultations from experienced professionals

Our Ethos team has a wealth of experience and this allows them to create training packages that are tailored to your requirements which means we can offer you training that fits around your team's logistical and time constraints.

For more information about how our personalised training service can help your team, please contact [ethos@directhealthcaregroup.com](mailto:ethos@directhealthcaregroup.com)

# Find the right transfer aid for the right situation.

To make it easier to find and choose the right transfer aid for the right situation, please use the below matrix to combine the main products in four transfer categories with the 14 most common activities in user transfers.

## Index/Matrix

### TRANSFER PRODUCTS



#### PRODUCTS

Page

#### SLIDING BOARDS

EasyGlide

10



#### SLIDING MATS

EasySlide (transfer version)

10



MoveMaster

11

RollerSlide

11



#### SLIDING BOARDS

EasyGlide (Mini)/ EasyGlide

12



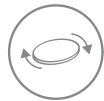
#### SLIDING MATS

OneWaySlide

12

AutoSlide

13



#### TURNING PLATES

TurnTableSoft

13



#### OTHER POSITIONING AIDS

SitWalk

13



#### SLIDING MATS

ReadySlide

14



EasySlide/ EasySlide, disposable

14-15



#### SLIDING SHEETS

WendyLett Sliding Sheet

19



WendyLett2Way Draw Sheet

20



WendyLett4Way Sliding Draw Sheet

21



WendyLean

22



EasyRoll Sliding Sheet

23-25



EasyRoll 2way Drawsheet

26



EasyRoll Inco 2way Sliding Sheet

26



EasyRoll 4way Sliding Drawsheet

27



EasyRoll Pillow Case

29



EasyRoll Underpads

30-32

EasyRoll Mattress protector

32

PositioningCover

33



TurnSheet (two parts system)

34



#### OTHER POSITIONING AIDS

TopSheet

35



AntiSlip

36



FootStool/ FootStoolCover

36



#### ACTIVITIES



PRODUCTS	Page	Supine transfer	Turning in bed	Higher up in bed	Lying to sitting	Up from the floor	Support for gait training	Standing training	From bed to wheelchair	From bed to commode	From wheelchair to toilet	Rising - sitting down	Positioning in chair	Into and out of vehicles	Positioning in car
EasyGlide	10	✓							✓	✓	✓			✓	
EasySlide (transfer version)	10	✓	✓												
MoveMaster	11								✓	✓	✓				
RollerSlide	11	✓													
EasyGlide (Mini)/ EasyGlide	12	✓							✓	✓	✓		✓	✓	
OneWaySlide	12												✓		
AutoSlide	13													✓	✓
TurnTableSoft	13				✓										✓
SitWalk	13												✓		
ReadySlide	14		✓	✓									✓		
EasySlide/ EasySlide, disposable	14-15	✓	✓	✓					✓				✓		
WendyLett Sliding Sheet	19	✓													
WendyLett2Way Draw Sheet	20		✓			✓									
WendyLett4Way Sliding Draw Sheet	21		✓	✓	✓										
WendyLean	22			✓	✓										
EasyRoll Sliding Sheet	23-25		✓												
EasyRoll 2way Drawsheet	26		✓			✓									
EasyRoll Inco 2way Sliding Sheet	26		✓	✓											
EasyRoll 4way Sliding Drawsheet	27		✓	✓	✓										
EasyRoll Pillow Case	29			✓											
EasyRoll Underpads	30-32														
EasyRoll Mattress protector	32														
PositioningCover	33		✓	✓											
TurnSheet (two parts system)	34		✓	✓											
TopSheet	35		✓												
AntiSlip	36			✓								✓			
FootStool/ FootStoolCover	36								✓	✓	✓		✓		

# Index/Matrix

**SUPPORT PRODUCTS**

**LIFTING PRODUCTS**

**PRODUCTS**

Page

**ACTIVITIES**

		Supine transfer	Turning in bed	Higher up in bed	Lying to sitting	Up from the floor	Support for gait training	Standing training	From bed to wheelchair	From bed to commode	From wheelchair to toilet	Rising - sitting down	Positioning in chair	Into and out of vehicles	Positioning in car
<b>SIT-TO-STAND AIDS</b>	FlexiMove			✓	✓				✓		✓	✓			
	FlexiGrip				✓				✓						
<b>BELTS</b>	PositioningBelt				✓		✓					✓			
	FlexiBelt/ EasyBelt						✓		✓		✓	✓			
	ReadyBelt						✓				✓	✓	✓		
	WalkingBelt						✓								
<b>BELT ACCESSORY</b>	SupportStraps						✓	✓							
<b>WALKING AIDS</b>	RoWalker400						✓	✓							
<b>TURNING PLATES</b>	TurnTable							✓	✓	✓					
	TurnSafe2							✓	✓	✓	✓	✓	✓		
<b>SIT-TO-STAND AIDS</b>	ReTurn							✓	✓	✓	✓	✓	✓		
	QuickMove							✓	✓	✓	✓	✓	✓		
	MiniLift							✓	✓	✓	✓	✓	✓		
	ThoraxSling							✓	✓	✓	✓	✓	✓		
<b>MANUAL LIFTING AIDS</b>	LiftSeat					✓		✓	✓	✓				✓	
	FlexiMove		✓	✓	✓	✓									
<b>CEILING LIFT UNITS</b>	RiseBasic/ RiseAtlas, stationary ceiling lift units		✓	✓	✓	✓	✓	✓	✓	✓	✓	✓	✓		
<b>RAIL SYSTEMS</b>	Castor/ Helena, freestanding lift stands		✓	✓	✓	✓	✓	✓	✓	✓	✓	✓	✓		
	MilkyWay, rail system		✓	✓	✓	✓	✓	✓	✓	✓	✓	✓	✓		
<b>MOBILE LIFTS</b>	Eva		✓	✓	✓	✓	✓	✓	✓	✓	✓	✓	✓		
	EvaDrive		✓	✓	✓	✓	✓	✓	✓	✓	✓	✓	✓		
	Carina350		✓	✓	✓	✓	✓	✓	✓	✓	✓	✓	✓		
	Vega505EE		✓	✓	✓	✓	✓	✓	✓	✓	✓	✓	✓		

# Find the right transfer aid for the right situation.

To make it easier to find and choose the right transfer aid for the right situation, please use the below matrix to combine the main products in four transfer categories with the 14 most common activities in user transfers.

## Index/Matrix

PRODUCTS	Page	ACTIVITIES													
		Supine transfer	Turning in bed	Higher up in bed	Lying to sitting	Up from the floor	Support for gait training	Standing training	From bed to wheelchair	From bed to commode	From wheelchair to toilet	Rising - sitting down	Positioning in chair	Into and out of vehicles	Positioning in car
<b>LIFTING SLINGS</b>															
HighBackSling	72					✓		✓						✓	
ShellHSling	73					✓		✓						✓	
FlexibleSling	74, 81				✓	✓		✓	✓	✓				✓	
AmpHSling	74					✓		✓						✓	
HygieneHSling	75							✓		✓				✓	
BasicSling	76							✓						✓	
AmpSling	77							✓						✓	
LowBackSling	78				✓			✓						✓	
HygieneSling	79									✓	✓				
HygieneLSling	80									✓	✓			✓	
ClassicHSling	81							✓						✓	
ClassicSling	82							✓		✓	✓			✓	
BariSling	82							✓							
StretcherSling	83	✓		✓		✓									
SafeHandlingSheet	83	✓	✓	✓	✓	✓									
PositioningSling	83	✓	✓	✓	✓	✓									
<b>LIFTING SLINGS - RISING / STANDING / WALKING</b>															
StandingVest	86									✓					
WalkingVest	86				✓		✓	✓			✓				
BariVest	87						✓	✓			✓				

LIFTING PRODUCTS







# Transfer

## Sliding aids



EasyGlide 5020



EasyGlide 5060

### EasyGlide

For sitting transfers from wheelchairs to beds, toilets, car seats and many other seated positions. It is especially suitable for leveling out height differences or for bridging short distances. Available in two models and several sizes.



Art. No.	Product name	Description	Unit
5020	EasyGlide	60 x 33 cm/ 23.6" x 13", three-part	1 Pce
5050	EasyGlide	75 x 33 cm/ 29.5" x 13", three-part	1 Pce
5060	EasyGlide	60 x 25 cm/ 23.6" x 9.8"	1 Pce
5070	EasyGlide	45 x 20 cm/ 17.7" x 7.9"	1 Pce



EasyGlide 5000

### EasyGlide

For supine transfers from one bed to another.



Art. No.	Product name	Description	Unit
5000	EasyGlide, extra long	120 x 60 cm/ 47.2" x 23.6"	1 Pce



EasySlide 1030



Protective Cover

Disposable cover



WallRack

### EasySlide (transfer version)

EasySlide (190 x 60) is primarily used for supine transfers, for example between beds and x-ray or operating tables, shower trolleys, stretchers and similar. EasySlide is also a very effective aid for turning users in bed or on x-ray or operating tables. Disposable covers for EasySlide provide for improved hygiene and less laundry.



Art. No.	Product name	Description	Unit
1020	EasySlide	190 x 60 cm/ 74.8" x 23.6"	1 Pce
1030	EasySlide (1020 + 1051)	190 x 60 cm/ 74.8" x 23.6" complete	1 Set

#### Accessories

Art. No.	Product name	Description	Unit
1051	Protective cover	For 1020, 1030	1 Pce
1055	Disposable cover	For 1020, 1030	2 x 50 Pcs
1151	Protective cover	For 1120*, 1130*	1 Pce
1155	Disposable cover	For 1120*, 1130*	2 x 90 Pcs
1085	WallRack	For storing of sliding mats and disposable covers for EasySlide and RollerSlide	1 Pce

\* 1120, 1130, EasySlide 100 x 60, discontinued





### MoveMaster

MoveMaster is a slightly different, open sliding mat with handles at one end. This makes it possible to help by pulling users in various transfers, such as moving them further up in bed. MoveMaster is particularly well suited for use against bare skin when transferring to shower chairs or to the toilet.



Art. No.	Product name	Description	Unit
2090	MoveMaster	47 x 120 cm/ 18.5" x 47.2", 3 handles	1 Pce



RollerSlide 9145

### RollerSlide

For supine transfers of passive users between a bed and an x-ray or operating table, shower trolley, ambulance stretcher or similar. Bridges gaps and moves with the users during the transfer.



RollerSlide consists of a padded sliding board with a cover made from ULF™ (Ultra Low Friction), a sophisticated sliding material that slides round the board during transfer. RollerSlide is available in three models and several sizes.



RollerSlide, flexi 9148

RollerSlide, flexi is a lighter and bendable variant of RollerSlide. Our customer's favorite model, RollerSlide, light 9120 is a light-weight variant of RollerSlide, flexi. RollerSlide, flexi is also available in two wider variants adapted for larger and heavier users weighing up to 300 kg / 660 lbs, depending on the distance between the underlying surfaces.

The sliding cover for RollerSlide is made from ULF (Ultra Low Friction), Direct Healthcare Group's own sophisticated sliding material. It is very easy to clean and, if necessary, the sliding cover can be replaced by a new one. Disposable covers, which are available as accessories for RollerSlide, provide even further improved hygiene and less laundry.



Disposable cover

Art. No.	Product name	Description	Weight	Unit
9145	RollerSlide	175 x 50 cm/ 68.9" x 19.7", foldable, long	4,1 kg/ 9.04 lbs	1 Pce
9155	RollerSlide	85 x 50 cm/ 33.5" x 19.7", short	2,2 kg/ 4.85 lbs	1 Pce
9148	RollerSlide, flexi	175 x 50 cm/ 68.9" x 19.7, foldable, long	3,9 kg/ 8.6 lbs	1 Pce
9158	RollerSlide, flexi	85 x 50 cm/ 33.5" x 19.7", short	2,0 kg/ 4.41 lbs	1 Pce
9120	RollerSlide, light	175 x 50 cm/ 68.9" x 19.7", bendable, long	2,0 kg/ 4.41 lbs	1 Pce
9110	RollerSlide, light	85 x 50 cm/ 33.5" x 19.7", short	1,1 kg/ 2.42 lbs	1 Pce
9170	RollerSlide, flexi	175 x 60 cm/ 68.9" x 23.6", foldable, long	5,7 kg/ 12.56 lbs	1 Pce
9175	RollerSlide, flexi	85 x 60 cm/ 33.5" x 23.6", short	3,2 kg/ 7.05 lbs	1 Pce

#### Accessories



WallRack

9136	Sliding cover	For 9120, 9145, 9148		1 Pce
9156	Sliding cover	For 9110, 9155, 9158		1 Pce
9172	Sliding cover	For 9170		1 Pce
9177	Sliding cover	For 9175		1 Pce
9138	Disposable cover, long model	For 9120, 9145, 9148		2 x 50 Pcs
9168	Disposable cover, short model	For 9110, 9155, 9158		2 x 115 Pcs
1085	WallRack	For storing of sliding mats and disposable covers for EasySlide and RollerSlide		1 Pce



# Positioning

## Sliding aids



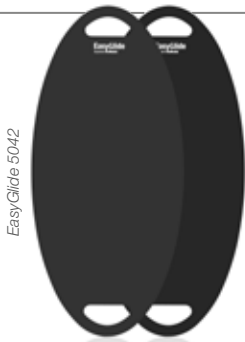
EasyGlide 5045

### EasyGlide (Mini)

EasyGlide are used in pairs to facilitate positioning further back in chair. The smaller size makes it easier to place the sliding boards under the user's thighs and seat because they split the weight over the surface. EasyGlide, oval can also be used to facilitate the application of leg supports of slings with divided leg supports in a seated position. The sliding boards are also useful for helping a user lie down in bed. EasyGlides are easy to clean and wipeable.



Art. No.	Product name	Description	Unit
5045	EasyGlide, oval	45 x 20 cm/ 17.7" x 7.9"	2 Pcs



EasyGlide 5042

### EasyGlide

For supine transfers from one bed to another but also for positioning higher up in bed and for placing the sling behind the backrest of the user, (wheel)chair or at the floor.



Art. No.	Product name	Description	Unit
5040	EasyGlide, oval	85 x 39 cm/ 33.5" x 15.4"	1 Pce
5042	EasyGlide, oval	85 x 39 cm/ 33.5" x 15.4"	2 Pcs



OneWaySlide 2075



OneWaySlide 2069

### OneWaySlide

OneWaySlide has many functions. The main one improves sitting positions in chairs or wheelchairs. The sliding mat facilitates movement in backwards direction, but will not slide forwards, which makes it easier for the client to get and stay into a more comfortable position in the chair. Also available in a tube-shaped design without handles for the more active user.



Art. No.	Product name	Description	Unit
2074	OneWaySlide	110 x 30 cm /43.3" x 11.8", 6 handles	1 Pce
2075	OneWaySlide	130 x 40 cm/ 51.2" x 15.7", 6 handles	1 Pce
2076	OneWaySlide	130 x 45 cm/ 51.2" x 17.7", 6 handles	1 Pce
2077	OneWaySlide	130 x 55 cm/ 51.2" x 21.7", 6 handles	1 Pce
2069	OneWaySlide, tubular	50 x 40 cm/ 19.7" x 15.7"	1 Pce
2070	OneWaySlide, tubular	50 x 45 cm/ 19.7" x 17.7"	1 Pce



## Sliding aids



## AutoSlide

Facilitates getting in and out of cars, allowing its users to easier turn and move sideways. The seat cushions are firmly attached to the backs of car seats, so users cannot slide forward.



Art. No.	Product name	Description	Unit
8100	AutoSlide	46 x 46 cm/ 18.1" x 18.1"	1 Pce



## Turning plates



TurnTableSoft 5086

## TurnTableSoft

TurnTableSoft makes it easier to turn when sitting down. TurnTableSoft is constructed of two round discs with a friction-reducing material on the inside, enabling the discs to rotate smoothly over each other.



Art. No.	Product name	Description	Unit
5086	TurnTableSoft	Ø 45 cm/ Ø 17.7"	1 Pce
5087	TurnTableSoft	Ø 40 cm/ Ø 15.7"	1 Pce



## Other positioning aids



SitWalk 6080

## SitWalk

This device is named after the method of moving a user backwards in the chair to a more comfortable sitting position. Lean the user sideways and move one buttock at a time, facilitating a hip-hitch.



Art. No.	Product name	Description	Unit
6080	SitWalk	140 x 13 cm/ 55.1" x 5.1", 8 handles	1 Pce



# Positioning

## Sliding aids



### ReadySlide

ReadySlide is a thin, tubular, pliable and very easy-to-use sliding mat that facilitates various types positioning in beds and application of lifting slings.



Art. No.	Product name	Description	Unit
11240	ReadySlide	50 x 60 cm/ 20 x 24", polyamid	1 Pce
11250	ReadySlide	70 x 70 cm/ 27.6" x 27.6", polyamid	1 Pce
11230	ReadySlide	110 x 70 cm/ 43.3" x 27.6", polyamid	1 Pce
11235	ReadySlide	110 x 90 cm/ 43.3" x 35.4", polyamid, extra wide	1 Pce
11210	ReadySlide	195 x 70 cm/ 76.8" x 27.6", polyamid	1 Pce
11215	ReadySlide	195 x 70 cm/ 76.8" x 27.6", polyamid, with handles	1 Pce



EasySlide 2010



EasySlide 2015



EasySlide 1220



EasySlide 1470



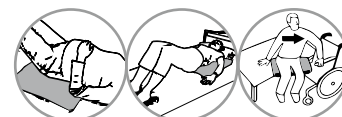
EasySlide 1420



WallRack

### EasySlide

EasySlide (50 x 60), (50 x 70) and (25 x 60) are excellent aids for turning in bed, for moving users higher up in bed or for transferring them from the bed to the wheelchair. EasySlide is a small, practical aid that encourages activation. For the caregiver, EasySlide decreases the number of assisted positionings and eliminates unnecessary lifting, which spares both back and shoulders.



EasySlide (100 x 70) is mainly designed for users requiring only some care who need to turn and move in bed. It performs best on a rough surface. EasySlide reduces the friction on both shoulder and hip, which in turn reduces the risk of pressure sores. Thanks to these features, EasySlide is very gentle for users in pain but also for the caregiver.



EasySlide (140 x 90 cm) is designed for normal-weight users with limited to severely reduced abilities to participate in the turning process. These users are often permanently confined to the bed, and it is therefore important to prevent pressure sores.



EasySlide (200 x 90 cm) has extra padding in order to further reduce the risks of pressure sores. The padding distributes the pressure over the entire body and reduces pressure, friction and the risk of shearing on the especially vulnerable pressure points: the shoulders, hips, head and heel.

Art. No.	Product name	Description	Unit
2010	EasySlide	50 x 60 cm/ 19.7" x 23.6", polyester	1 Pce
2020	EasySlide	50 x 60 cm/ 19.7" x 23.6", microfiber	1 Pce
2021	EasySlide	50 x 70 cm/ 19.7" x 27.6", microfiber	1 Pce
2015	EasySlide	25 x 60 cm/ 9.8" x 23.6", polyester	1 Pce
1220	EasySlide	100 x 70 cm/ 39.4" x 27.6", microfiber	1 Pce
1420	EasySlide	140 x 90 cm/ 55.1" x 35.4", 2 bed fastening straps, microfiber	1 Pce
1470	EasySlide	200 x 90 cm/ 78.7" x 35.4", 4 bed fastening straps, microfiber	1 Pce

#### Accessories

2051	Protective cover	For 2010, 2020, 2030, polyester	1 Pce
2055	Disposable cover	For 2010, 2020, 2030, plastic	100 Pcs
1085	WallRack	For storing of sliding mats and disposable covers for EasySlide and RollerSlide	1 Pce





### EasySlide, disposable

EasySlide, disposable is a thin, pliable and very easy-to-use personal sliding mat for short-term use. EasySlide, disposable can be used to facilitate turning and repositioning higher up in bed, and for repositioning in the seated position. EasySlide, disposable can also be used to lift the user's legs in and out of bed, to assist dressing and undressing, and to facilitate application of a lifting sling. EasySlide, disposable is an unbelievably versatile sliding mat that makes many common transfers, even heavy ones, easier for both the user and the caregiver. The sliding mat is made of environmentally friendly polyethylene (PE) plastic and the practical, hygienic package contains a roll with up to 60 individual EasySlide mats for short-term use.



EasySlide, disposable, 2040

Art. No.	Product name	Description	Unit
2040	EasySlide, disposable	50 cm x 70 cm/ 19.7" x 27.6"	2 x 60 Pcs



## Assessment bag / Backpack

### BackPack

Our BackPack can be filled with different practical aids for positioning and transferring.



Art. No.	Product name	Description	Unit
952	BackPack	Assessment bag/ Backpack, dark grey	1 Pce



Example of products to put in the bag:



EasyGlide (5040/5042)



EasyGlide (5045)



ReadySlide (11230)



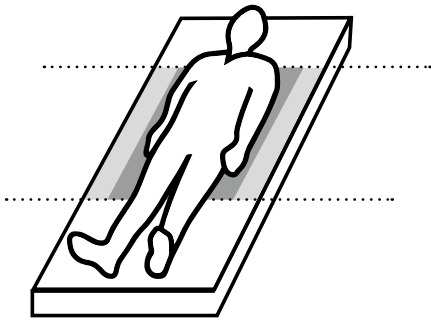
FootStool (8090 + 8091)



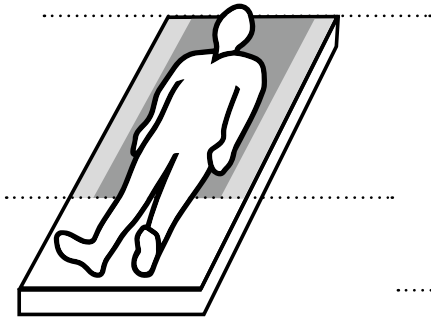
EasyBelt, hug (6004)

# Sheet guide


Choose the correct sliding zone on the sheet depending on user function.



**Sliding zone Hip:** For more active/lighter users who only need the sliding function at hip level.

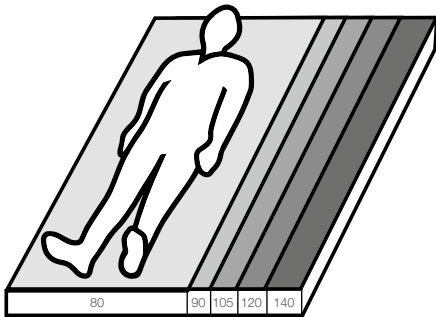


**Sliding zone Head-Hip:** For less active/heavier users who need the sliding function from hip level and up.



**Sliding zone Head-Feet:** For users who are passive/in need of more intensive care where the sliding function is required under the entire body.

Choose the correct sliding sheet based on bed width.



80 cm 31.5"	<b>90 cm</b> <b>35.4"</b>	105 cm 41.3"	120 cm 47.2"	140 cm 55.1"
----------------	------------------------------	-----------------	-----------------	-----------------

Bed width

The mattress dimensions are important for optimising the sliding surface of the sheet and stimulating the activity of the user. For our draw sheets and sliding draw sheets, there is no recommended mattress width.

Find the correct function.



### Incontinence protection

Incontinence protection is a washable incontinence sheet placed on top of an ordinary sheet and/or other bedding. Incontinence protection is available with or without a sliding surface on the bottom. The material is highly absorbent and distributes liquid over a larger surface.



### Handle

Some sliding draw sheets are also equipped with handles that can be connected to lifts. This facilitates easier positioning, takes care of lower body hygiene and facilitates harness attachment.



### Elastic

Sliding sheets with this symbol have elastic that is pulled over the mattress. Other sheets have side sections that are tucked in under the mattress.

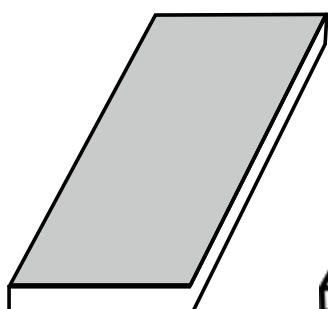
Care instructions.

Choose the right product bearing in mind the care instructions.

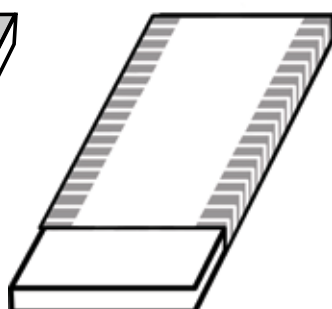




## Select the correct combinations.




**Mattress cover** with barrier layer. Placed on the top of the mattress.



**Sliding sheet.** Satin for the centre section and non-slip material for the side sections. Slide in the direction of the pattern.



**Sliding sheet + draw sheet.** Facilitates turning and reduces the heat from the satin of the sliding sheet. Slide in the direction of the pattern.



**Sliding sheet + sliding draw sheet.** Both the sheets have sliding surfaces on both the bottom and the top. Slide in the direction of the pattern.

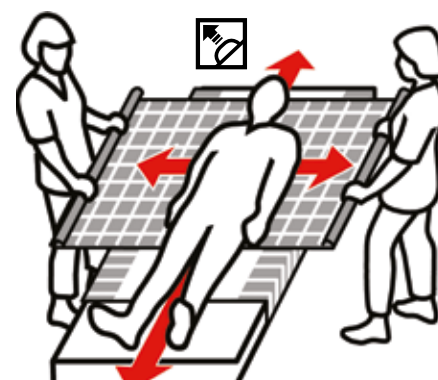
## How to use the combinations.



For patients able to turn over on their own, often a sliding sheet that improves the slide in the zones where this is needed is sufficient.



A combination of a sliding sheet and a draw sheet is used when the user is less active, heavier/requires more intensive care.



The combination of a sliding sheet and a sliding draw sheet is used when the user is passive, heavy/ in need of more intensive care. This combination is often used with a lift, during hygiene work and when attaching a harness.

## Find the right sheet.

Example from item list:

Art. No.	Product name	Fits mattress (cm/inch)	Length (cm/inch)	Width (cm/inch)	Sliding surface (cm/inch)	Colour	Functionality	Other
1661	WendyLett	120/47.2	120/47.2	120/47.2	95/37.4	Grey/white striped	Sliding sheet	Possible info

Item number (1661) | Product name (WendyLett) | The sheet is suitable for this bed width (120/47.2) | Dimensions (length + width) (120/47.2) | Zone/sliding surface (95/37.4) | Product colour (Grey/white striped) | Product function (Sliding sheet) | Other info (Possible info) | Special properties (Icons) | Sheet + sliding zone on the mattress (Art. No. 1661) | Repetition of Item number (1661)

# Positioning

## Sliding aids

### WendyLett portfolio



WendyLett  
Sliding Sheet  
page 19



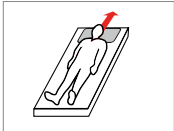
WendyLett2Way  
Draw Sheet  
page 20



WendyLett4Way  
Sliding Draw Sheet  
page 21



WendyLett inco range  
WendyLett 4Way, inco  
Sliding Draw Sheet  
page 21



WendyLean  
pillow case  
page 22

### EasyRoll portfolio



EasyRoll  
Sliding Sheet  
page 23-25



EasyRoll  
Sliding Sheet, inco  
page 24



EasyRoll 2way  
Draw Sheet  
page 26



EasyRoll Inco 2way  
Sliding Sheet  
page 26



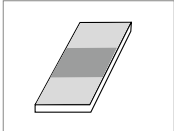
EasyRoll 4way  
Sliding Drawsheet  
page 27



EasyRoll 4way  
Sliding Drawsheet, inco  
page 27



EasyRoll Pillow Case  
page 29



EasyRoll underpads  
and mattress protector  
page 30-32



Our WendyLett products are our patented high-quality systems designed to facilitate repositioning higher up in bed, turning and minor repositioning in bed.

Together, Direct Healthcare Group's three WendyLett sheets constitute a well thought out system of sliding and draw sheets that complement each other and contribute to making day-to-day life easier for both users, healthcare professionals and private carers.

### WendyLett Sliding Sheet

WendyLett is a satin sliding sheet. Sliding takes place sideways, in the direction of the stripes. WendyLett is for users who have trouble turning over in bed. WendyLett has a smooth centre section, which means very little energy is required to turn over. It is very easy for the user to slide sideways, but they are stopped by a non-slip material on the side sections so that they do not slide out of the bed. The material also prevents the

user from sliding down the bed. When not in use, the WendyLett can be tucked in around the bed like a normal sheet, with the smooth surface in the centre of the bed. For users who need more help, WendyLett can be combined with the WendyLett2Way draw sheet or the WendyLett4Way sliding draw sheet.

WendyLett is available in several different versions and sizes.



### Product overview WendyLett Sliding Sheet

Art. No.	Product name	Fits mattress (cm/inch)	Length (cm/inch)	Width (cm/inch)	Sliding surface (cm/inch)	Colour	Functionality	Other	Sheet	Sheet length	Sliding zone	
1609	WendyLett	80-90/31.5-35.4	100/39.4	200/78.7	60/23.6	White	Sliding sheet		Art. No. 1609			
1614	WendyLett	80-90/31.5-35.4	140/55.1	200/78.7	60/23.6	White	Sliding sheet		Art. No. 1614			
1629	WendyLett	80-90/31.5-35.4	100/39.4	200/78.7	60/23.6	Grey/white striped	Sliding sheet		Art. No. 1629			
1634	WendyLett	80-90/31.5-35.4	140/55.1	200/78.7	60/23.6	Grey/white striped	Sliding sheet		Art. No. 1634			
1641	WendyLett	90/36	200/78.7	90/36	70/27.6	Grey/white striped	Sliding sheet		Art. No. 1641			
1639	WendyLett	105/41.3	200/78.7	200/78.7	70/27.6	Grey/white striped	Sliding sheet		Art. No. 1639			
1651	WendyLett	105/41.3	200/78.7	105/41.3	80/31.5	Grey/white striped	Sliding sheet		Art. No. 1651			
1667	WendyLett	120/47.2	100/39.4	220/86.6	100/39.4	Grey/white striped	Sliding sheet		Art. No. 1667			
1668	WendyLett	120/47.2	140/55.1	220/86.6	100/39.4	Grey/white striped	Sliding sheet		Art. No. 1668			
1669	WendyLett	120/47.2	200/78.7	220/86.6	100/39.4	Grey/white striped	Sliding sheet		Art. No. 1669			
1661	WendyLett	120/47.2	200/78.7	120/47.2	95/37.4	Grey/white striped	Sliding sheet		Art. No. 1661			
1671	WendyLett	140/55.1	200/78.7	140/55.1	110/43.3	Grey/white striped	Sliding sheet		Art. No. 1671			
1681	WendyLett	-	200/78.7	365/143.7	70/27.6	Grey/white striped	Sliding sheet	Extra wide to allow for optional placing of sliding surface	Art. No. 1681			

**Material:** Polyester, cotton, satin

**Care instructions:** Do not use fabric softener. Avoid tumble drying to ensure optimum service life of the material.



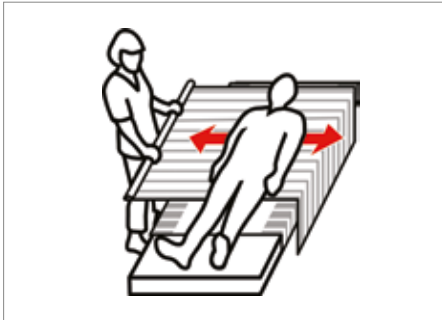
# Positioning

## Sliding aids

### WendyLett2Way Draw Sheet

WendyLett2Way is a draw sheet made from a material adapted for WendyLett sliding sheets. Sliding takes place sideways, in the direction of the stripes, which means that the user will not slide down in the bed.

WendyLett2Way is placed on top of the WendyLett sliding sheet. The combination makes it easy for the care assistant to turn the user sideways. WendyLett2Way is available in several versions and sizes.



### Product overview WendyLett2Way Draw Sheet

Art. No.	Product name	Fits mattress (cm/inch)	Length (cm/inch)	Width (cm/inch)	Sliding surface (cm/inch)	Colour	Functionality	Other
1620	WendyLett2Way	-	90/35.4	180/70.9	-	White	Draw sheet	Art. No. 1620
1631	WendyLett2Way	-	100/39.4	200/78.7	-	Grey/white striped	Draw sheet	Art. No. 1631
1636	WendyLett2Way	-	140/55.1	200/78.7	-	Grey/white striped	Draw sheet	Art. No. 1636

**Material:** Polyester, cotton, satin

**Care instructions:** Do not use fabric softener. Avoid tumble drying to ensure optimum service life of the material.



CE Class 1 medical device



#### Our WendyLett products

- Thin, high-quality fabric that breathes
- Suitable for users at risk of developing pressure ulcers
- Clear pattern shows slide direction


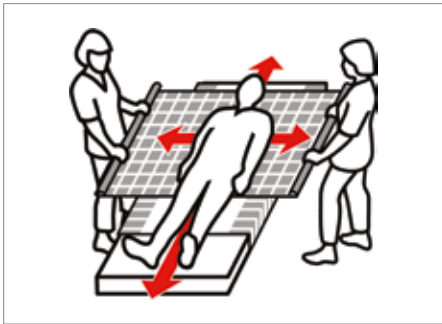
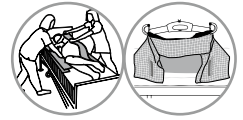


### WendyLett4Way Sliding Draw Sheet

WendyLett4Way is a sliding draw sheet that can be combined with a WendyLett sliding sheet to facilitate sliding both sideways and up/down in the bed, as the grid pattern indicates. WendyLett4Way is placed on top of the WendyLett sliding sheet.

The combination allows positioning in four directions and thereby facilitates

turning in bed, repositioning higher up in bed and minor repositioning while lying in bed, even with large, heavy or completely passive users. WendyLett4Way is available in many versions and sizes.



### Product overview WendyLett4Way Sliding Draw Sheet

Art. No.	Product name	Fits mattress (cm/inch)	Length (cm/inch)	Width (cm/inch)	Sliding surface (cm/inch)	Colour	Functionality	Other	Slide direction
1657	WendyLett4Way	-	140/55.1	190/74.8	-	Grey/white checked	Sliding draw sheet	2 x 7 handles	Art. No. 1657
1637	WendyLett4Way	-	140/55.1	200/78.7	-	Grey/white checked	Sliding draw sheet		Art. No. 1637
1647	WendyLett4Way	-	200/78.7	200/78.7	-	Grey/white checked	Sliding draw sheet		Art. No. 1647
1652	WendyLett4Way	-	140/55.1	260/102.4	-	Grey/white checked	Sliding draw sheet	Wider mattress	Art. No. 1652

**Material:** Polyester, cotton, satin

**Care instructions:** Do not use fabric softener. Avoid tumble drying to ensure optimum service life of the material.



Class 1 medical device



### Product overview WendyLett4Way Inco Sliding Draw Sheet

Art. No.	Product name	Fits mattress (cm/inch)	Length (cm/inch)	Width (cm/inch)	Sliding surface (cm/inch)	Colour	Functionality	Other	Slide direction
1648	WendyLett4Way, inco	-	75/29.5	200/78.7	-	Grey/white checked	Sliding draw sheet		Art. No. 1648
1649	WendyLett4Way, inco	-	140/55.1	120/47.2	-	Grey	Sliding draw sheet	2 x 7 handles	Art. No. 1649

**Material:** Polyester, cotton, satin

**Care instructions:** Do not use fabric softener. Avoid tumble drying to ensure optimum service life of the material.



Class 1 medical device



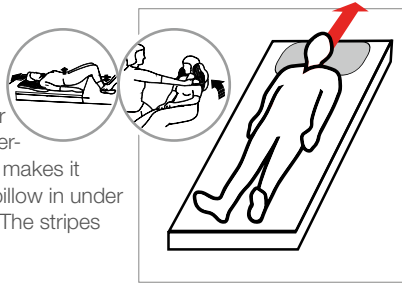
WendyLett4Way with handle, Art. No. 1657

# Positioning

## Sliding aids

### WendyLean Pillow Case

The patented, self-retracting handles are not the only features of this pillowcase, but they are very handy when you need to help a user move higher up in bed or into a seated position at the edge of the bed. The underside of the pillowcase is made of smooth satin which makes it very easy both to position the pillow and to pull the pillow in under the shoulders for raising the upper body of the user. The stripes indicate in which direction sliding is facilitated.



- Smooth satin with self-retracting handles

### Product overview WendyLean Pillow Case

Art. No.	Product name	Fits mattress (cm/inch)	Length (cm/inch)	Width (cm/inch)	Sliding surface (cm/inch)	Colour	Functionality	Other	Slide direction
1680	WendyLean	-	50/19.7	60/23.6	-	Grey/white striped	Pillow case	2 handles	Art. No. 1680

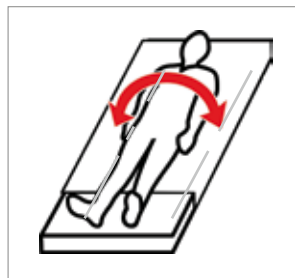
**Material:** Top: Polyester/cotton. Rear: Cotton/polyester. Underside: Satin  
**Care instructions:** Do not use rinsing agent. To ensure maximum material life, hang dry or tumble dry on low heat.



### EasyRoll Sliding Sheet White

The economic alternative to our WendyLett system. The difference is that EasyRoll is unlined and consists of a sliding surface laminated on a sheet. The EasyRoll system is available in numerous versions and sizes with various functions adapted to ensure you can find the best solution for your needs.

- Marker seams for easier placement of the sheet



### Product overview EasyRoll Sliding Sheet / White

Art. No.	Product name	Fits mattress (cm/inch)	Length (cm/inch)	Width (cm/inch)	Sliding surface (cm/inch)	Colour	Functionality	Other
41801PS	EasyRoll Sliding Sheet	80/31.5	100/39.4	180/70.9	60/23.6	White	Sliding sheet	Art. No. 41801PS
41802PS	EasyRoll Sliding Sheet	80/31.5	140/55.1	180/70.9	60/23.6	White	Sliding sheet	Art. No. 41802PS
41803PS	EasyRoll Sliding Sheet	80/31.5	200/78.7	180/70.9	60/23.6	White	Sliding sheet	Art. No. 41803PS
41901PS	EasyRoll Sliding Sheet	90/35.4	100/39.4	200/78.7	60/23.6	White	Sliding sheet	Art. No. 41901PS
41902PS	EasyRoll Sliding Sheet	90/35.4	140/55.1	200/78.7	60/23.6	White	Sliding sheet	Art. No. 41902PS
41903PS	EasyRoll Sliding Sheet	90/35.4	200/78.7	200/78.7	60/23.6	White	Sliding sheet	Art. No. 41903PS
411051PS	EasyRoll Sliding Sheet	105/41.3	100/39.4	215/84.6	75/29.5	White	Sliding sheet	Art. No. 411051PS
411052PS	EasyRoll Sliding Sheet	105/41.3	140/55.1	215/84.6	75/29.5	White	Sliding sheet	Art. No. 411052PS
411053PS	EasyRoll Sliding Sheet	105/41.3	200/78.7	215/84.6	75/29.5	White	Sliding sheet	Art. No. 411053PS
411201PS	EasyRoll Sliding Sheet	120/47.2	100/39.4	230/90.6	90/35.4	White	Sliding sheet	Art. No. 411201PS
411202PS	EasyRoll Sliding Sheet	120/47.2	140/55.1	230/90.6	90/35.4	White	Sliding sheet	Art. No. 411202PS
411203PS	EasyRoll Sliding Sheet	120/47.2	200/78.7	220/86.6	90/35.4	White	Sliding sheet	Art. No. 411203PS

**Material:** Side sections: Cotton/polyester. Sliding surfaces: Duchesse (polyester)  
**Care instructions:** Do not use fabric softener. Avoid tumble drying to ensure optimum service life of the material.




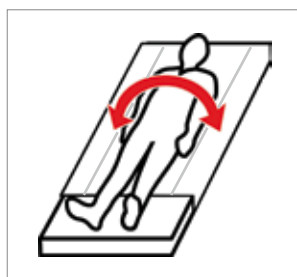
# Positioning

## Sliding aids

### EasyRoll Sliding Sheet White/blue striped

The economic alternative to our WendyLett system. The difference is that EasyRoll is unlined and consists of a sliding surface laminated on a sheet. The EasyRoll system is available in numerous versions and sizes with various functions adapted to ensure you can find the best solution for your needs.

- Marker seams for easier placement of the sheet



### Product overview EasyRoll Sliding Sheet / White/blue striped

Art. No.	Product name	Fits mattress (cm/inch)	Length (cm/inch)	Width (cm/inch)	Sliding surface (cm/inch)	Colour	Functionality	Other	Sheet	Sheet length	Sliding zone	
418011	EasyRoll Sliding Sheet	80/31.5	100/39.4	180/70.9	50/19.7	White/blue striped	Sliding sheet		Art. No. 418011			
418021	EasyRoll Sliding Sheet	80/31.5	140/55.1	180/70.9	50/19.7	White/blue striped	Sliding sheet		Art. No. 418021			
418031R	EasyRoll Sliding Sheet	80/31.5	200/78.7	180/70.9	60/23.6	White/blue striped	Sliding sheet		Art. No. 418031R			
419011	EasyRoll Sliding Sheet	90/35.4	100/39.4	190/74.8	60/23.6	White/blue striped	Sliding sheet		Art. No. 419011			
419021	EasyRoll Sliding Sheet	90/35.4	140/55.1	190/74.8	60/23.6	White/blue striped	Sliding sheet		Art. No. 419021			
419031	EasyRoll Sliding Sheet	90/35.4	200/78.7	190/74.8	60/23.6	White/blue striped	Sliding sheet		Art. No. 419031			
419031R	EasyRoll Sliding Sheet	90/35.4	200/78.7	90/35.4	70/27.6	White/blue striped	Sliding sheet		Art. No. 419031R			
4110511	EasyRoll Sliding Sheet	105/41.3	100/39.4	205/80.7	75/29.5	White/blue striped	Sliding sheet		Art. No. 4110511			
4110521	EasyRoll Sliding Sheet	105/41.3	140/55.1	205/80.7	75/29.5	White/blue striped	Sliding sheet		Art. No. 4110521			
4110531	EasyRoll Sliding Sheet	105/41.3	200/78.7	205/80.7	75/29.5	White/blue striped	Sliding sheet		Art. No. 4110531			
4110531R	EasyRoll Sliding Sheet	105/41.3	200/78.7	105/41.3	85/33.5	White/blue striped	Sliding sheet		Art. No. 4110531R			
4112011	EasyRoll Sliding Sheet	120/47.2	100/39.4	220/86.6	90/35.4	White/blue striped	Sliding sheet		Art. No. 4112011			
4112021	EasyRoll Sliding Sheet	120/47.2	140/55.1	220/86.6	90/35.4	White/blue striped	Sliding sheet		Art. No. 4112021			
4112031	EasyRoll Sliding Sheet	120/47.2	200/78.7	220/86.6	90/35.4	White/blue striped	Sliding sheet		Art. No. 4112031			

**Material:** Side sections: Cotton/polyester. Sliding surfaces: Duchesse (polyester)

**Care instructions:** Do not use fabric softener. Avoid tumble drying to ensure optimum service life of the material.



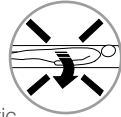
CE Class 1 medical device





## EasyRoll Sliding sheet with Anti-slip edge

EasyRoll Sliding Sheet with Anti-slip edge has braking surfaces at the sides of the sliding surface reinforced with silicone to prevent the user from slipping out of the bed. The sliding sheet is slipped onto the mattress and the elastic secures the sliding sheet around the mattress. Suitable for those with reduced mobility and/or severe pain since it gives good support when turning if you are lying directly on the sheet. Alternatively, use EasyRoll in combination with a draw sheet or a sliding draw sheet as a technical aid for healthcare professionals when turning/repositioning care recipients in bed.



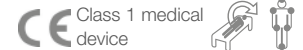
519031RAH

51901FAH, 51902FAH

### Product overview EasyRoll Sliding Sheet with Anti-slip edge


Art. No.	Product name	Fits mattress (cm/inch)	Length (cm/inch)	Width (cm/inch)	Sliding surface (cm/inch)	Colour	Functionality	Other	Sheet	Sheet length	Sliding zone	
51901FAH	EasyRoll Sliding Sheet with Anti-slip edge	90/35.4	100/39.4	180/70.9	50/19.7	White/blue striped	Sliding sheet	Silicone braking surface	Art. No. 51901FAH			
51902FAH	EasyRoll Sliding Sheet with Anti-slip edge	90/35.4	140/55.1	180/70.9	50/19.7	White/blue striped	Sliding sheet	Silicone braking surface	Art. No. 51902FAH			
519031RAH	EasyRoll Sliding Sheet with Anti-slip edge	90/35.4	200/78.7	90/35.4	70/27.6	White	Sliding sheet	Silicone braking surface	Art. No. 519031RAH			

**Material:** Side sections: Cotton/polyester. Sliding surfaces: Duchesse (polyester)  
**Care instructions:** Do not use fabric softener. Avoid tumble drying to ensure optimum service life of the material.



## EasyRoll Sliding Sheet with Barrier

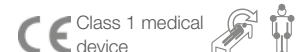
EasyRoll Sliding Sheet with Barrier is bedded like a regular sheet directly on the bed, its bed sheets are embedded under the mattress for fixation. The slip sheet with liquid barrier is used when there is a risk of leakage. The barrier layer is fluid tight and prevents fluid from spreading to underlying bedding / mattress. Red marker stripes make it easier to check the sliding sheet is placed correctly.



### Product overview EasyRoll Sliding Sheet with Barrier

Art. No.	Product name	Fits mattress (cm/inch)	Length (cm/inch)	Width (cm/inch)	Sliding surface (cm/inch)	Colour	Functionality	Other	Slide direction	Sheet	Sliding zone
42901PS	EasyRoll Sliding Sheet w Barrier	90/35.4	100/39.4	200/78.7	60/23.6	White/blue	Sliding Sheet w barrier				
42902PS	EasyRoll Sliding Sheet w Barrier	90/35.4	140/55.1	200/78.7	60/23.6	White blue	Sliding Sheet w barrier				

**Material:** Polyester. Barrier: PU. Absorbent: Polyester.  
**Care instructions:** Wash before first use. Do not dry clean. Do not use bleach. Do not use fabric softener. Avoid tumble drying to ensure optimum service life of the material.

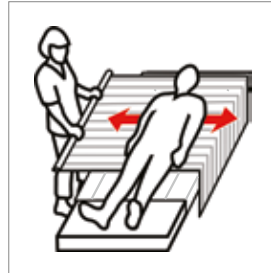


# Positioning

## Sliding aids

### EasyRoll 2way Drawsheet

EasyRoll 2way Drawsheet is used in combination with EasyRoll Sliding Sheet. The draw sheet is placed directly on top of the sliding sheet, and the user lies on the draw sheet. The combination of the sliding sheet and the draw sheet is a very good aid for turning a care recipient who is in bed. By gripping the draw sheet and pulling it, the user can be moved into the desired position very easily.


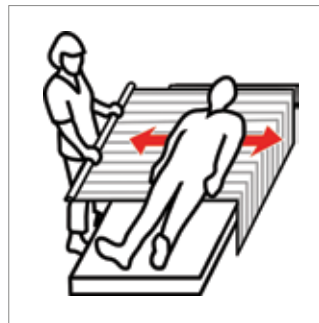


#### Product overview EasyRoll 2way Drawsheet

Art. No.	Product name	Fits mattress (cm/inch)	Length (cm/inch)	Width (cm/inch)	Sliding surface (cm/inch)	Colour	Functionality	Other
								Slide direction →
								Art. No. 2101S →
<b>Material:</b> Duchesse, Cotton/Polyester		<b>Care instructions:</b> Wash before first use. Dry at max. 70°C.						
				60-90°C 140-194°F				

### EasyRoll Inco 2way Sliding sheet

EasyRoll Inco 2way Sliding sheet is an absorbent incontinence pad with a barrier layer that prevents leakage. In addition, the underside of the product has a low-friction coating (sliding fabric) that allows easy sliding in bed. This means it facilitates the turning of the patient for caregivers. The EasyRoll Inco 2way Sliding sheet consist of three handles on each side for best grip in lateral movement of the patient.



• This product is used without a sliding sheet underneath

#### Product overview EasyRoll Inco 2way Sliding sheet

Art. No.	Product name	Fits mattress (cm/inch)	Length (cm/inch)	Width (cm/inch)	Sliding surface (cm/inch)	Colour	Functionality	Other
								Slide direction →
								Art. No. 10991 →
<b>Material:</b> Duchesse. Barrier: PU. Absorbent: Polyesterrayon		<b>Care instructions:</b> Wash before first use. Dry at max. 70°C.						
				60-90°C 140-194°F				
10991	EasyRoll Inco 2way	-	90/35.4	185/72.8	-	White/red	Sliding sheet	  2x3 handles

## EasyRoll 4way Sliding Drawsheet

This sliding draw sheet is placed directly on top of a sliding sheet, with the sliding surfaces against each other. EasyRoll Sliding Draw Sheet is a technical aid for healthcare professionals for easy turning/repositioning of a user who is in bed. When turning the user, the sliding draw sheet is released from the mattress. The healthcare professional grips the sliding draw sheet by the user's hip and shoulder and makes sure that they fill their hands with fabric. Then, keeping their wrists straight, the healthcare professional transfers their weight to lean backwards. If there are two care assistants, the second can help by pressing down on the shoulder and hip on the opposite side and pushing. The user will then turn over. After turning, the sliding draw sheet is tucked in on both sides of the mattress.



### Product overview EasyRoll 4way Sliding Drawsheet

Art. No.	Product name	Fits mattress (cm/inch)	Length (cm/inch)	Width (cm/inch)	Sliding surface (cm/inch)	Colour	Functionality	Other	Slide direction
4011S	EasyRoll 4way Sliding Drawsheet	-	140/55.1	210/82.7	-	White/blue	Sliding draw sheet		Art. No. 4011S
4011L	EasyRoll 4way Sliding Drawsheet	-	200/78.7	200/78.7	-	White/blue	Sliding draw sheet		Art. No. 4011L
4011S1	EasyRoll 4way Sliding Drawsheet	-	150/59.1	200/78.7	-	White/blue striped	Sliding draw sheet		Art. No. 4011S1
4111T	EasyRoll 4way Sliding Draw Sheet	-	140/55.1	115/45.3	-	White/blue	Sliding draw sheet (w. underlying bed tabs)	2 x 9 handles	Art. No. 4111T
4111LT	EasyRoll 4way Sliding Draw Sheet	-	200/78.7	115/45.3	-	White/blue	Sliding draw sheet (w. underlying bed tabs)	2 x 13 handles	Art. No. 4111LT

**Material:** Duchesse, Cotton/Polyester

**Care instructions:** Do not use fabric softener. Wash before first use. Dry at max. 70°C.



### Product overview EasyRoll 4way Sliding Drawsheet, Inco

Art. No.	Product name	Fits mattress (cm/inch)	Length (cm/inch)	Width (cm/inch)	Sliding surface (cm/inch)	Colour	Functionality	Other	Slide direction
10992-5	EasyRoll 4way Sliding Draw Sheet, Inco	-	140/55.1	200/78.7	-	White/red	Sliding draw sheet	2 x 5 handles	Art. No. 10992-5

**Material:** Duchesse. Barrier: PU. Absorbent: Polyesterrayon

**Care instructions:** Do not use fabric softener. Wash before first use. Dry at max. 70°C.



## Positioning



### EasyRoll Pillow Case

EasyRoll pillow case (4303) with sliding surface has low friction sideways, which increases mobility in the neck and shoulders. It also gives lower friction on the back of the head and ears. EasyRoll pillow case w Barrier (4304) has a barrier layer on the inside to protect it from dirt and moisture, and it also functions as a mite barrier. The cover is reinforced by the pillow case being sealed with a zip. This pillow case has no sliding function.



### Product overview EasyRoll Pillow Case

Art. No.	Product name	Fits mattress (cm/inch)	Length (cm/inch)	Width (cm/inch)	Sliding surface (cm/inch)	Colour	Functionality	Other	Slide direction
4303	EasyRoll Sliding Pillow case	-	50/19.7	60/23.6	-	White	Pillow case	Sliding surface with low friction	Art. No. 4303
4304	EasyRoll Pillow case w Barrier	-	50/19.7	60/23.6	-	White	Pillow case	Barrier layer	Art. No. 4304

**Material:** 4303: Sliding surface: Duchesse (100% Polyester). Rear: Cotton/polyester. 4304: Barrier layer: Polyurethane. Area: Cotton jersey.

**Care instructions:** Do not use fabric softener. Wash before first use. Dry at max. 70°C.



**CE** Class 1 medical device

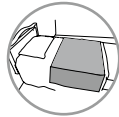


# Positioning

## Sliding aids

### EasyRoll Underpad with bed tabs

The EasyRoll Underpad sheet cover is used as an absorber in the bed when the user is incontinent. The protection absorbs approx. 1–2 litres/m<sup>2</sup> and has a laminated barrier layer that prevents liquid seeping through to other bed linen. The sheet cover is strong and very suitable for use when turning/repositioning patients in bed. When moving/positioning users, grip the absorption part since the side sections are not suitable for pulling and repositioning. When used together with a sliding sheet, an excellent product combination of aids for incontinence and repositioning is achieved.



### Product overview EasyRoll Underpad with bed tabs

Art. No.	Product name	Fits mattress (cm/inch)	Length (cm/inch)	Width (cm/inch)	Sliding surface (cm/inch)	Colour	Functionality	Other	Barrier layer
80011B	EasyRoll Underpad	80–90/31.5–35.4	80/31.5	180/70.9	-	White/Pale green	Sheet cover with bed tabs		Art. No. 80011B
80011P	EasyRoll Underpad	80–90/31.5–35.4	80/31.5	180/70.9	-	White/Pale green	Sheet cover with bed tabs		Art. No. 80011P
80011-1	EasyRoll Underpad	80–90/31.5–35.4	85/33.5	180/70.9	-	White/Pale green	Sheet cover with bed tabs		Art. No. 80011-1
80011PL	EasyRoll Underpad	80–90/31.5–35.4	90/35.4	210/82.7	-	White/Pale green	Sheet cover with bed tabs		Art. No. 80011PL
80011PS	EasyRoll Underpad	90/35.4	70/27.6	190/74.8	-	White/Pale green	Sheet cover with bed tabs		Art. No. 80011PS

#### Material:

- 80011B:** Bed surface: CottonPolyester; Barrier: PU; Absorbent: Polyester.
- 80011P:** Bed surface : Polyester; Barrier: PU; Absorbent: Polyester
- 80011-1:** Bed surface: CottonPolyester; Barrier: PU; Absorbent: Polyester.
- 80011PL:** Bed surface: Polyester; Barrier: PU; Absorbent: Polyester
- 80011PS:** Bed surface: Duchesse, CottonPolyester; Barrier: PU; Absorbent: PolyesterRayon

**Care instructions:** Can be tumble dried at 70°C. Do not dry clean. Do not use bleach. Do not use fabric softener.

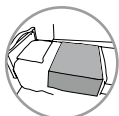


Class 1 medical device



## EasyRoll Underpad with bed tabs /extra protection

The EasyRoll Underpad sheet cover is used as an absorber in the bed when the user is incontinent. This model have extra absorbing functionality. The sheet cover is strong and very suitable for use when turning/repositioning patients in bed. When used together with a sliding sheet, an excellent product combination of aids for incontinence and repositioning is achieved.



### Product overview EasyRoll Underpad with bed tabs/extra protection

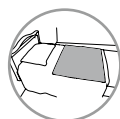
Art. No.	Product name	Fits mattress (cm/inch)	Length (cm/inch)	Width (cm/inch)	Sliding surface (cm/inch)	Colour	Functionality	Other	Barrier layer
80019	EasyRoll Underpad	90/35.4	120/47.2	180/70.9	-	White/Pale green	Sheet cover with bed tabs		Art. No. 80019
80018	EasyRoll Underpad	90/35.4	150/59.1	180/70.9	-	White/Pale green	Sheet cover with bed tabs		Art. No. 80018

**Material:** Cotton/polyester bed surface. Polyester/rayon absorber. Polyurethane liquid barrier.  
**Care instructions:** Can be tumble dried at 70°C. Do not dry clean. Do not use bleach. Do not use fabric softener.



## EasyRoll Underpad without bed tabs

Sheet covers are used as absorbent protection in the bed for occupants who are incontinent. The protection absorbs approx. 1–2 litres/m<sup>2</sup> and has a laminated barrier layer that prevents liquid seeping through to other bed linen. The sheet cover is strong and very suitable for use when turning/repositioning patients in bed. When moving/positioning users, grip the absorption part since the side sections are not suitable for pulling and repositioning. When used together with a sliding sheet, an excellent product combination of aids for incontinence and repositioning is achieved. By virtue of the sheet cover's high absorption capability, the user experiences a better sense of dryness since the product rarely works at maximum absorption.



### Product overview EasyRoll Underpad without bed tabs

Art. No.	Product name	Fits mattress (cm/inch)	Length (cm/inch)	Width (cm/inch)	Sliding surface (cm/inch)	Colour	Functionality	Other
80017-1	EasyRoll Underpad	80–90/31.5–35.4	85/33.5	90/35.4	-	White/Pale green	Sheet cover without bed tabs	Art. No. 80017-1

**Material:** Polyester. Barrier: PU. Absorbent: Polyester.  
**Care instructions:** Can be tumble dried at 70°C. Do not dry clean. Do not use bleach. Do not use fabric softener.

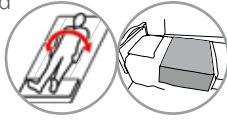


# Positioning

## Sliding aids

### EasyRoll Underpad with Sliding sheet

The EasyRoll Underpad with Sliding sheet is used in the same way as the EasyRoll Underpad, but has ergonomic side sections and is used for protection in the bed for those with incontinence and as an aid when repositioning. The protection absorbs approx. 1–2 litres/m<sup>2</sup> and has a laminated barrier layer that prevents liquid seeping through to other bed linen. The Underpad is strong and very suitable for use when turning/repositioning patients in bed. The sliding surface on the bottom gives an excellent product combination of aids for incontinence and repositioning.



### Product overview EasyRoll Underpad with Sliding sheet

Art. No.	Product name	Fits mattress (cm/inch)	Length (cm/inch)	Width (cm/inch)	Sliding surface (cm/inch)	Colour	Functionality	Other
80010P	EasyRoll Underpad w Sliding sheet	80–90/31.5–35.4	80/31.5	180/70.9	-	White	Sheet cover w. bed tabs, slide on the underside	Art. No. 80010P

**Material:** Polyester bed surface. Polyester/rayon absorber. Polyurethane liquid barrier. Duchesse sliding surface.  
**Care instructions:** Can be tumble dried at 70°C. Do not dry clean. Do not use bleach. Do not use fabric softener.



### EasyRoll Mattress protector

Mattress protectors protect your mattress from moisture in the event of e.g. incontinence, or from mites, or just act as general protection for the mattress/the mattress overlay. The mattress protector has a barrier layer on the bottom to prevent moisture from seeping through, and this also functions as a mite barrier.



### Product overview EasyRoll Mattress protector

Art. No.	Product name	Fits mattress (cm/inch)	Length (cm/inch)	Width (cm/inch)	Sliding surface (cm/inch)	Colour	Functionality	Other
90.200J01	EasyRoll Mattress protector	90/35.4	200/78.7	90/35.4	-	White	Mattress cover	Art. No. 90.200J01
105.200J01	EasyRoll Mattress protector	105/41.3	200/78.7	105/41.3	-	White	Mattress cover	Art. No. 105.200J01
120.200J01	EasyRoll Mattress protector	120/47.2	200/78.7	120/47.2	-	White	Mattress cover	Art. No. 120.200J01

**Material:** Cotton jersey bed surface. Polyurethane liquid barrier.  
**Care instructions:** Can be tumble dried at 70°C. Do not dry clean. Do not use bleach. Do not use fabric softener.







### PositioningCover

PositioningCover is a fitted mattress cover that is used under a regular sheet for positioning in bed. PositioningCover can be used with all types of mattresses and in situations where there are special requirements for user mobility in bed, for example, for bedridden users in intensive-care units. PositioningCover is made of Direct Healthcare Group's own unique sliding material ULF™ (Ultra Low Friction). By reducing the friction under the user, simple and safe repositioning, turning and moving higher up in bed can be performed with very little effort and without the need for lifting. It is comfortable for the user and it saves the caregiver's back and shoulders.



Art. No.	Product name	Description	Unit
1596	PositioningCover	200 x 90 cm / 78.7" x 35.4", fitted with drawstring	1 Pce



## Sliding aids



### TurnSheet (two parts system)

A pain-sensitive user, requiring intensive and frequent care can be a challenge for caregivers. With TurnSheet (210 x 150 cm) little strength is needed and unnecessary lifting is avoided in turning. This device is used both in hospitals and in home care.

It lies permanently in the bed and covers all pressure points to efficiently prevent pressure sores from developing.



Art. No.	Product name	Description	Unit
1592	TurnSheet	210 x 150 cm/ 82.7" x 59.1"	1 Pce
1588	TurnSheet	200 x 150 cm/ 78.7" x 59.1", with buckles	1 Pce
1597	TurnSheet	200 x 160 cm/ 78.7" x 63", two-parts	1 Pce
1589	TurnSheet	200 x 240 cm/ 78.7" x 94.5", for extra heavy users	1 Pce

Art. No.	Mattress cover	Description	Unit
1593	Mattress cover	For 1592, 1590, 1597 and TopSheet 1510, 1515, 1511, length 200 cm/ 78.7", fits 90 cm / 35.4" bed	1 Pce
1587	Mattress cover	For 1588, 1586, length 200 cm/ 78.7", fits 90 cm / 35.4" bed	1 Pce
1594	Mattress cover	For 1592, 1589, and TopSheet 1510, 1515, length 200 cm/ 78.7", fits 105 cm / 41.3" bed	1 Pce
1595	Mattress cover	For 1592 and 1589, length 200 cm/ 78.7", fits 120 cm / 47.2" bed	1 Pce





TopSheet 1520

### TopSheet

TopSheet is used for incontinent, bedridden users who must be turned often. TopSheet is also excellent when you need to hold a heavy user in a lateral position, for instance when assisting with personal hygiene or dressing wounds.



Art. No.	Product name	Description	Unit
1515	TopSheet (complete set)	155 x 140 cm/ 61" x 55.1", ULF* on the underside	1 Pce
1510	TopSheet (complete set)	200 x 160 cm/ 78.7" x 63", ULF* on the underside	1 Pce
1520	TopSheet (complete set)	144 x 140 cm/ 56.7" x 55.1"	1 Pce

*\*) ULF: Ultra Low Friction*



TopSheet 1515

Art. No.	Extra lower parts	Description	Unit
1514	Lower part for TopSheet 1515	85 x 140 cm/ 33.5" x 56.7"	1 Pce
1519	Lower part for TopSheet 1520	80 x 140 cm/ 31.5" x 56.7"	1 Pce
1509	Lower part for TopSheet 1510	140 x 160 cm/ 56.7" x 63"	1 Pce



# Positioning

## Other positioning aids



### AntiSlip

AntiSlip comes in handy when you need a good grip for moving higher up in bed. It can also be used as a restraining surface between materials in many of our sliding products.



Art. No.	Product name	Description	Unit
8040	AntiSlip	45 x 38 cm/ 17.7" x 15"	1 Pce
8045	AntiSlip	45 x 38 cm/ 17.7" x 15"	10 Pcs



FootStool 8090



FootStool 8095

### FootStool

FootStool is used to raise the position of the user's knees to enable an easier and safer transfer in a seated position. FootStool also provides excellent support under the user's feet during visits to the toilet or when repositioning further back in a chair or wheelchair.



Art. No.	Product name	Description	Unit
8090	FootStool	32 x 38 x 10 cm/ 12.6" x 15" x 3.9"	1 Pce
8095	FootStool	32 x 38 x 5 cm/ 12.6" x 15" x 2"	1 Pce

Design protection: RCD-67533-1



### FootStoolCover

FootStoolCover is a wipeable cover designed to use together with Direct Healthcare Group's FootStool. It is made of wipeable material, which provides for optimal hygiene. The cover is provided with a handle to facilitate transportation of the FootStool, or it can be used as a hanger when FootStool is not in use.



Art. No.	Product name	Description	Unit
8091	FootStoolCover	Wipeable cover to FootStool Art. No. 8090	1 Pce
8096	FootStoolCover	Wipeable cover to FootStool Art. No. 8095	1 Pce

Design protection: RCD-67533-1





# Support

## Sit-to-stand aids



FlexiMove 3030

### FlexiMove

FlexiMove has multiple areas of application. For example as support when helping someone get up from a bed or chair, when moving higher up in bed or when transferring to and from a wheelchair – in that case, often on a sliding board. FlexiMove is available in two variants with different inside material.



Art. No.	Product name	Description	Unit
3012	FlexiMove	20 x 60 cm/ 7.9" x 23.6", nylon	1 Pce
3030	FlexiMove	20 x 60 cm/ 7.9" x 23.6", polyester velvet	1 Pce



### FlexiGrip

FlexiGrip has an ergonomic design that offers more comfort to hands and skin. It is an ideal solution for users who have physical difficulties getting out of bed. Step by step they gradually pull themselves up from a lying to a sitting position. FlexiGrip can also be used to assist in transfers from wheelchair to bed.



Art. No.	Product name	Description	Unit
6090	FlexiGrip	175 x 9 cm/ 68.9" x 3.5", 8 handles	1 Pce

#### Accessories

6091	Extension strap	120 cm/ 47.2", for FlexiGrip	1 Pce
------	-----------------	------------------------------	-------



## Belts



### PositioningBelt

PositioningBelt is used as support in different transfer situations. The inside of EasyRoll Belt is lined with nylon, making it easy to launder or wipe clean with disinfectant. EasyRoll Belt's soft inside feels comfortable against the skin. Both materials have an anti-slip function.



Art. No.	Product name	Description	Unit
9007S	PositioningBelt	20 x 70 cm/ 7.9 x 27.6" (W x L)	1 Pce
9007L	PositioningBelt	17 x 120 cm/ 6.7 x 47.2" (W x L)	1 Pce
9007XL	PositioningBelt	17 x 240 cm/ 6.7 x 94.5" (W x L)	1 Pce





## FlexiBelt / EasyBelt

FlexiBelt and EasyBelt are used for sit-to-stand transfers or for moving from the wheelchair to the bed, toilet or car.

FlexiBelt has a soft innerside of polyester velvet which makes it very comfortable to wear. EasyBelt has an anti-slip inside of

PU-coated nylon and can therefore be used in environments where moisture and dampness are present or when there are special hygiene requirements. EasyBelt is also available in a wipeable material which can be cleaned using disinfectants.



FlexiBelt, hug and EasyBelt, hug are new versions of Direct Healthcare Group's classic belts. FlexiBelt, hug and EasyBelt, hug feature a new patented\* design with horizontal handles that slide freely in loops to make the belt "hug" on to the user instead of sliding up during transfer situations. With FlexiBelt, hug and EasyBelt, hug the caregiver can provide even more support without using more effort. The new design actually does all the work by itself.



FlexiBelt, hug



EasyBelt, hug

Art. No.	Product name	Description	Unit
6072	FlexiBelt, hug	XS, 45 - 70 cm/ 17.7 - 27.6", 3 + 2 movable handles	1 Pce
6073	FlexiBelt, hug	S, 60 - 100 cm/ 23.6 - 39.4", 4 + 3 movable handles	1 Pce
6074	FlexiBelt, hug	M, 70 - 120 cm/ 27.6 - 47.2", 5 + 4 movable handles	1 Pce
6075	FlexiBelt, hug	L, 100 - 160 cm/ 39.4 - 63", 6 + 5 movable handles	1 Pce
6076	FlexiBelt, hug	XL, 115 - 175 cm/ 45.3 - 68.9", 7 + 6 movable handles	1 Pce
6002	EasyBelt, hug	XS, 45 - 70 cm/ 17.7 - 27.6", 3 + 2 movable handles	1 Pce
6003	EasyBelt, hug	S, 60 - 100 cm/ 23.6 - 39.4" 4 + 3 movable handles	1 Pce
6004	EasyBelt, hug	M, 70 - 120 cm/ 27.6 - 47.2", 5 + 4 movable handles	1 Pce
6005	EasyBelt, hug	L, 100 - 160 cm/ 39.4 - 63", 6 + 5 movable handles	1 Pce
6006	EasyBelt, hug	XL, 115 - 175 cm/ 45.3 - 68.9", 7 + 6 movable handles	1 Pce

### Accessories

6061	SupportStraps	Accessory for belts	1 Pair
------	---------------	---------------------	--------

\*) Patent: SE-536273, EP-2611409, Patent pending: JP-2013-527040



## ReadyBelt

ReadyBelt is a belt that is designed to provide the user with support and assistance during mobility training and different transfer situations. For the caregiver, ReadyBelt offers an ideal means of supporting the user during mobility training or visits to the toilet.



Art. No.	Product name	Description	Unit
16023	ReadyBelt	Small, 105 x 10 cm/ 41.3" x 3.9", 7 handles	1 Pce
16024	ReadyBelt	Medium, 120 x 10 cm/ 47.2" x 3.9", 9 handles	1 Pce
16025	ReadyBelt	Large, 140 x 10 cm/ 55.1" x 3.9", 11 handles	1 Pce



# Support

## Belts



### WalkingBelt

WalkingBelt is used to support children with impaired strength and stability during gait training. WalkingBelt, which provides support around the torso, is held in place with a padded leg harness. The length of the two padded handles can be adapted to give the caregiver a comfortable working position when walking close to the child holding the handles to provide the child with additional support and stability during gait training.



Art. No.	Product name	Description	Unit
6041	WalkingBelt	XXS, 60 cm/ 23.6"	1 Pce
6042	WalkingBelt	XS, 70 cm/ 27.6"	1 Pce



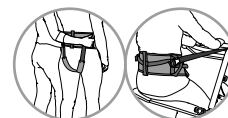
## Support accessories



### SupportStraps

SupportStraps is a multi-functional accessory providing extra support and security for users during standing, gait training and transfers with Direct Healthcare Group's belts, sit-to-stand aids and transfer platforms. SupportStraps can be used as:

- leg harness for EasyBelt/FlexiBelt and ReadyBelt
- torso/side support when using QuickMove together with EasyBelt/FlexiBelt/FlexiMove
- side support when using ReTurn together with ReTurnBelt



Art. No.	Product name	Description	Unit
6061	SupportStraps	Accessory for belts	1 Pair



## Walking aids



### RoWalker400

RoWalker400 is a unique, ergonomically designed walking aid for early mobilization, specifically for cardio-thoracic and abdominal post surgical users. RoWalker400 offers safe and secure support during walking and standing training. Several adjustable settings ensure the perfect fit for every user and built in seat pads provide for comfortable resting. RoWalker400 also features integration for oxygen, drain bags and IV poles.



Art. No.	Product name	Description	Unit
20101010	RoWalker400	Walking aid for early mobilization	1 Pce
<b>Accessories</b>			
70200059	OxygenTankHolder	Right, complete with locking handles	1 Pce
70200060	OxygenTankHolder	Left, complete with locking handles	1 Pce





Turning plates




TurnTable 5085

### TurnTable

TurnTable can be used for seated transfers between wheelchair and bed, toilet or chair/armchair. For increased security, TurnTable can be used together with FlexiBelt/EasyBelt.



Art. No.	Product name	Description	Unit
5085	TurnTable	Ø 38 cm/ Ø 15", max 135 kg/ 297 lbs	1 Pce



### TurnSafe2

TurnSafe2 is an ergonomic and easy-to-use aid for sit-to-stand and transfers with turning. TurnSafe2 activates and supports users with impaired balance and strength in the legs during transfers from bed to wheelchair or from wheelchair to the toilet. TurnSafe2 features a large footplate with an anti-slip surface, adjustable height and lower leg supports which are adjustable both sideways and in height. These features, together with the stable and grip-friendly handles, enable the user to actively participate in the sit-to-stand and transfer.



Art. No.	Product name	Description	Unit
20201010	TurnSafe2	Max 150 kg/ 330 lbs	1 Pce

#### Accessories

7215	Padding for leg support	For TurnSafe2 and ReTurn 7400, 7500, 7500i	1 Pair
------	-------------------------	--	--------



Padding for leg support



Support accessories



### PantLock

PantLock is fastened around the thigh to prevent the trousers from sliding down too far, for example, during visits to the toilet. This makes it easier to reach down and pull the trousers up afterwards. PantLock has Velcro strips that are passed through a metal eyelet, and then secured to each other.



Art. No.	Product name	Description	Unit
8055	PantLock	One size	1 Pce



## Sit-to-stand aids

### ReTurn

ReTurn is an easy-to-use and incredibly assistive device for sit-to-stand transfer and is also a rehabilitation device. ReTurn enables safe and active sit-to-stand and transfer to or from bed, wheelchair or toilet. ReTurn can also be used to facilitate repositioning farther back in a chair or wheelchair. For the caregiver, ReTurn enables easy transfers without any heavy lifting.



For users who still retain some degree of strength, ReTurn stimulates the natural pattern of movement during sit-to-stand, while at the same time strengthening the muscles and functional ability. This makes it the ideal assistive device in a rehab unit, and a user who uses ReTurn at home can normally live at home longer with the help of only one caregiver. ReTurn is available in three models, all of them with a unique, patented\* design providing for easy maneuvering, even with heavier users and in confined spaces. They are also easy to assemble and disassemble for easier transport and storage.



- **ReTurn7500i** has a rising ladder of standard height and is appropriate for most adult users (max. 150 kg/ 330 lbs). The rising ladder (patent pending\*\*) on ReTurn7500i has an opening for quick and easy hooking of ReTurnBelt.
- **ReTurn7400** has a low rising ladder that is ideal for shorter adults and children (max. 150 kg/ 330 lbs). It also works well in special care situations, such as in an x-ray unit.
- **ReTurn7600** has been developed for users weighing max. 205 kg/ 450 lbs. This model therefore features a wider base plate, providing more space for larger and heavier users.

ReTurn7600 also has lower-leg supports that are adapted for these users, and a rising ladder that is both higher and wider than the rising ladders on ReTurn7500i and ReTurn7400.

ReTurn7500i and ReTurn7400 have the same stable base plate, which makes it possible to change between standard-height and low rising ladders, and thereby cover a broader range of needs and get the best use out of the product.

\*) Patent: SE-0300528-7

\*\*\*) Patent pending: EP-12868688-8, US-14/378658

Design protection: RCD-529631-1 (ReTurn7500/7500i/7400/7600)

## Sit-to-stand aids



ReTurnBelt



SupportStraps



HeelStrap



Padding for leg support, 7215, 7216



Bag

Art. No.	Product name	Description	Unit
7500i	ReTurn7500i	Transfer platform, complete with standard-height rising ladder, with an opening for hooking of ReTurnBelt	1 Pce
7400	ReTurn7400	Transfer platform, complete with low rising ladder	1 Pce
7600	ReTurn7600	Transfer platform, complete with wide rising ladder	1 Pce

### Accessories

6031--6038	ReTurnBelt***	Size XXS-XXXL, for ReTurn with article numbers 7100****, 7500, 7500i, 7400, 7600	1 Pce
6061	SupportStraps	Accessory for belts	1 Pair
7250	HeelStrap	For ReTurn7500 with serial numbers from 373317697500500001 and for ReTurn7400 with serial numbers from 373317697400500001	1 Pce
7215	Padding for leg support	For ReTurn with article numbers 7100****, 7500, 7500i, 7400 (standard equipment for 7500i) and for TurnSafe	1 Pair
7216	Padding for leg support	For ReTurn with article numbers 7600	1 Pair
954	Bag	For ReTurn with article numbers 7500, 7500i, 7400	1 Pce

\*\*\*) Patent: SE-0401517-8



## Sit-to-stand aids



### QuickMove

QuickMove is a safe and easy-to-use aid for sit-to-stand and transfer of users with impaired balance and reduced lower limb strength. Based upon natural movement patterns, QuickMove supports the user when rising, using his/her own strength, and then transfers the user, either standing up or sitting down, from bed to chair or wheelchair or to and from the toilet. The user must have some strength in the arms and be able to weightbear to actively participate in the transfer. BackSupport is an accessory which can be used as torso/side support for QuickMove. It provides extra stability and security for users during transfers with QuickMove.



Art. No.	Product name	Description	Unit
400801334	QuickMove	Max 170 kg/ 375 lbs	1 Pce

#### Accessories

70200037	BackSupport	Torso/side support for QuickMove	1 Pce
----------	-------------	----------------------------------	-------



BackSupport





## Sit-to-stand aids



Front view of MiniLift200



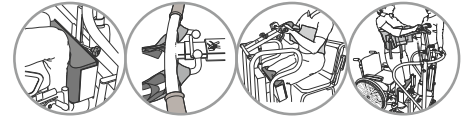
SlingBarWrap MiniLift



CalfStrap

### MiniLift

MiniLift is a mobile sit-to-stand lift developed for helping users, as gently as possible, to rise from a seated to a standing position. Used in combination with the right accessories, the user gets support under the feet, for knees and lower legs and behind the back. MiniLift is available in several models for users weighing from max 125 kg / 275 lbs to max 200 kg / 440 lbs.



The bar of MiniLift200 can be provided with a soft protection, SlingBarWrap MiniLift, which is sometimes needed for users with uncontrolled movements. SlingBarWrap MiniLift is fastened with velcro and can easily be removed for cleaning.

Art. No.	Product name	Description	Unit
401100334	MiniLift200	Max 200 kg/ 440 lbs	1 Pce
60300012	MiniLift160EE	Max 160 kg/ 350 lbs, electrical base-width adjustment	1 Pce
400641434	MiniLift125	Max 125 kg/ 275 lbs	1 Pce
400641435	MiniLift 125 with low legs	Max 125 kg/ 275 lbs, bed clearance 58 mm/ 2.3"	1 Pce

#### Accessories

See page 91	ThoraxSling	Sit-to-stand vest	
70200012	SlingBarWrap MiniLift	For MiniLift200 and MiniLift160	
70200033	CalfStrap	For MiniLift200 as from serial number 200001277, for MiniLift160 and for MiniLift125 as from serial number 125001653	1 Pce
70200029	External charger Linak	For MiniLift200/ MiniLift160/ MiniLift125	1 Pce



MiniLift200 and ThoraxSling with seat support



MiniLift160 and ThoraxSling wipeable



MiniLift125 and ThoraxSling



## ThoraxSling

**For sit-to-stand and standing training in combination with MiniLift200/160/125**

Together with MiniLift, ThoraxSling provides a very gentle and pleasant sit-to-stand experience. The movement of the lift arm is designed so that the pulling motion ends comfortably in the lower back, which prevents the sling from riding up under the arms. For more information, see MiniLift or ThoraxSling section.









# Lifting

## Manual lifting aids



LiftSeat 4005



LiftSeat 4006, 4007

### LiftSeat

LiftSeat is developed to be used for manual lifting in a seated position. One common area of application is lifting a user into or out of an aircraft or bus seat. LiftSeat is available in two models, one scoop model and one with divided leg supports for easier application. Both models give the user support under the legs and from the spine base up to the shoulders. Both models are easy to store and simple to take along on trips.



Art. No.	Product name	Description	Unit
4005	LiftSeat	Max 120 kg/ 264 lbs	1 Pce
4006	LiftSeat, divided leg supports	Small/Medium, max 150 kg/ 330 lbs	1 Pce
4007	LiftSeat, divided leg supports	Large/X-Large, max 150 kg/ 330 lbs	1 Pce



FlexiMove 4012



FlexiMove 4016

### FlexiMove

With FlexiMove there is very little need for actual lifting. It is primarily designed for moving higher up in bed, turning and sideways transfers. In these situations, pulling is easier than lifting as the underside is smooth and slides very well in the bed. When lifting can not be avoided, FlexiMove can be used for both sitting and supine transfers. FlexiMove is available in two sizes, all for users weighing max 150 kg/ 330 lbs.



Art. No.	Product name	Description	Unit
4012	FlexiMove	112 x 53 cm/ 44.1" x 20.9", 4 handles	1 Pce
4016	FlexiMove	152 x 53 cm/ 59.8" x 20.9", 6 handles	1 Pce





## Ceiling lift units



### RiseBasic

RiseBasic is a modern and stylish stationary ceiling lift unit featuring many functions that maximize comfort and security during lifting, both for the user and for the caregiver. When used with the appropriate lifting accessories, RiseBasic provides secure, comfortable and individually adapted lifting of users in connection with seated or horizontal transfers to and from the bed, wheelchair or toilet.



RiseBasic offers a large lifting area and the possibility of both very low and very high lifting, making it an excellent solution also for lifting from the floor and for gait training and standing training. RiseBasic can also be used for convenient transfer of users from one room to another.

RiseBasic is available in two models; **RiseBasic300M**, with a lifting capacity of 138 kg/ 300 lbs, and **RiseBasic440M**, with a lifting capacity of 200 kg/ 440 lbs. Both models of RiseBasic are supplied with hand control and charger. Sling bar is ordered separately.

Art. No.	Product name	Description	Unit
50100039	RiseBasic300M	SWL 138 kg/ 300 lbs	1 Pce
50100040	RiseBasic440M	SWL 200 kg/ 440 lbs	1 Pce

#### Accessories

70200062	In-rail/end point charging	Two options for charging	1 Set
70200066	Switch manoeuvring	For manoeuvring of turntables using the hand control	1 Set
70200048	Software for diagnostics	Software, for all models of RiseBasic	1 Set
50400048	Parking Placard	For convenient storing of sling bars, manuals and lifting slings	1 Pce
70200001	SlingBar S	35 cm/ 13.8"	1 Pce
70200002	SlingBar M	45 cm/ 17.7"	1 Pce
70200003	SlingBar L	60 cm/ 23.6"	1 Pce
70200042	SlingBarSpreader M	Side bars for SlingBar S/M/L	1 Pair



Parking Placard

# Stationary ceiling lift units

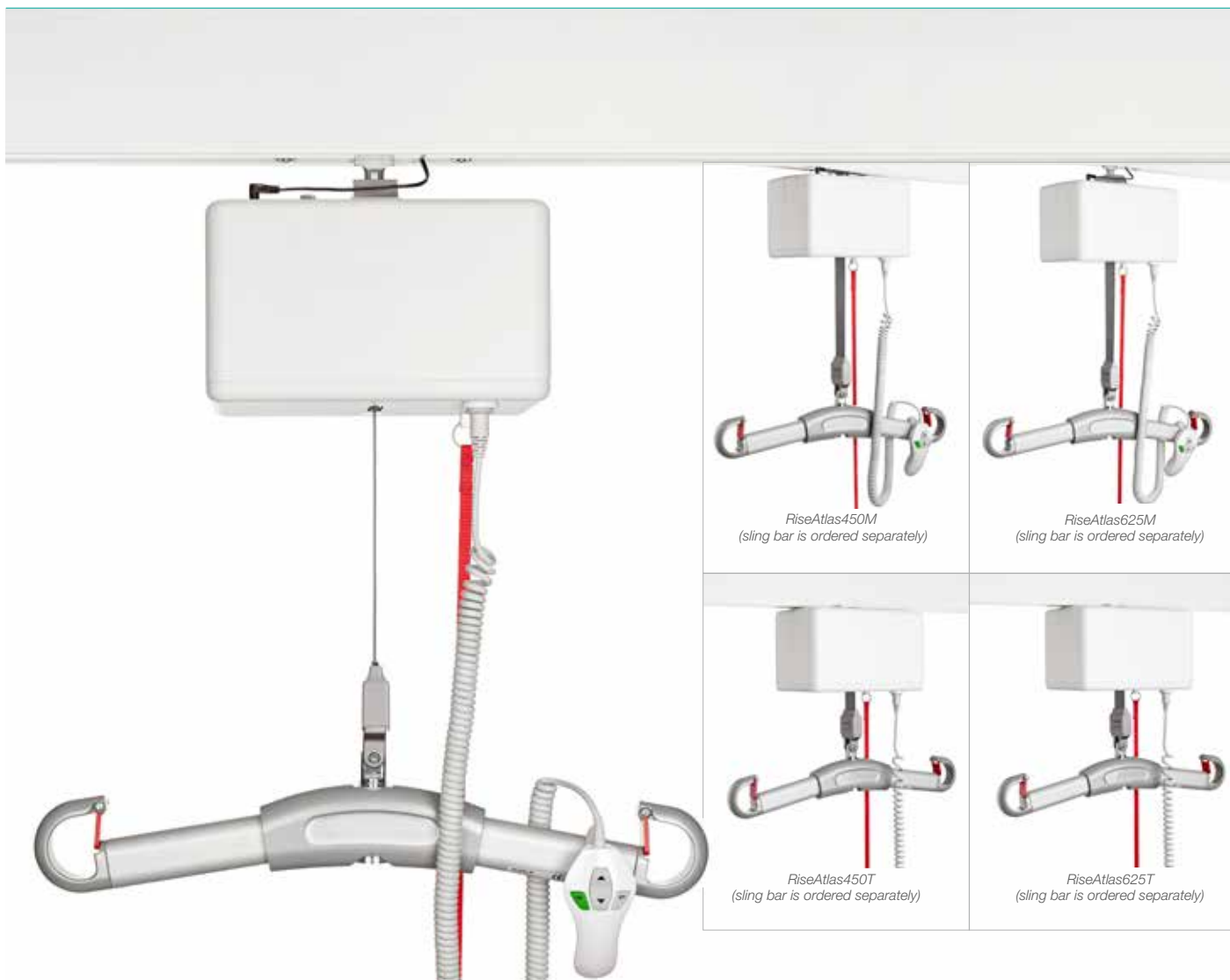
## Technical information

Model / Special version	RiseBasic300M	RiseBasic440M	RiseAtlas450M, with QuickTrolleySystem	RiseAtlas450M, with QuickTrolleySystem, high humidity	RiseAtlas450T	RiseAtlas625M, with QuickTrolleySystem	RiseAtlas625T
<b>Item No</b>	50100039	50100040	50100057	50100051	50100058	50100059	50100060
<b>Safe working load:</b>	138 kg / 300 lbs	200 kg / 440 lbs	205 kg / 450 lbs	205 kg / 450 lbs	205 kg / 450 lbs	285 kg / 625 lbs	285 kg / 625 lbs
<b>Transfer in rail:</b>	Manual	Manual	Manual	Manual	Transfer motor	Manual	Transfer motor
<b>Material, chassis:</b>	Aluminium	Aluminium	Aluminium	Aluminium	Aluminium	Aluminium	Aluminium
<b>Material, cover:</b>	Non flammable ABS plastic	Non flammable ABS plastic	Non flammable ABS plastic	Non flammable ABS plastic	Non flammable ABS plastic	Non flammable ABS plastic	Non flammable ABS plastic
<b>Measurements, length x width x height:</b>	26.6 x 15.1 x 15.6 cm 10.5 x 5.9 x 6.1"	26.6 x 15.1 x 15.6 cm 10.5 x 5.9 x 6.1"	26.6 x 15.1 x 15.6 cm 10.5 x 5.9 x 6.1"	26.6 x 15.1 x 15.6 cm 10.5 x 5.9 x 6.1"	26.6 x 15.1 x 15.6 cm 10.5 x 5.9 x 6.1"	26.6 x 15.1 x 15.6 cm 10.5 x 5.9 x 6.1"	26.6 x 15.1 x 15.6 cm 10.5 x 5.9 x 6.1"
<b>Weight:</b>	6.8 kg / 15.0 lbs	6.8 kg / 15.0 lbs	7.2 kg / 15.9 lbs	7.3 kg / 16.1 lbs	7.5 kg / 16.5 lbs	7.3 kg / 16.1 lbs	7.5 kg / 16.5 lbs
<b>Transfer speed, without load:</b>	n.a.	n.a.	n.a.	n.a.	14 cm / 5.5" per sec	n.a.	14 cm / 5.5" per sec
<b>Transfer speed, with load:</b>	n.a.	n.a.	n.a.	n.a.	12 cm / 4.7" per sec	n.a.	12 cm / 4.7" per sec
<b>Hand control:</b>	Electrical, 4 buttons	Electrical, 4 buttons	Electrical, 4 buttons	Electrical, 4 buttons	Electrical, 6 buttons	Electrical, 4 buttons	Electrical, 6 buttons
<b>Lifting range:</b>	240 cm / 94.5"	240 cm / 94.5"	240 cm / 94.5"	240 cm / 94.5"	240 cm / 94.5"	240 cm / 94.5"	240 cm / 94.5"
<b>Lifting speed, without load:</b>	3.0 cm / 1.2" per sec	3.0 cm / 1.2" per sec	5.0 cm / 2.0" per sec	5.0 cm / 2.0" per sec	5.0 cm / 2.0" per sec	5.0 cm / 2.0" per sec	5.0 cm / 2.0" per sec
<b>Lifting speed, with load:</b>	2.0 cm / 0.8" per sec	2.0 cm / 0.8" per sec	3.9 cm / 1.5" per sec	3.9 cm / 1.5" per sec	3.9 cm / 1.5" per sec	3.9 cm / 1.5" per sec	3.9 cm / 1.5" per sec
<b>Sound level, with load:</b>	51 dB(A)	51 dB(A)	55 dB(A)	55 dB(A)	55 dB(A)	55 dB(A)	55 dB(A)
<b>Efficient strap control:</b>	Standard	Standard	Standard	Standard	Standard	Standard	Standard
<b>Emergency lowering:</b>	Electrical and manual	Electrical and manual	Electrical and manual	Electrical and manual	Electrical and manual	Electrical and manual	Electrical and manual
<b>Emergency stop:</b>	Manual	Manual	Manual	Manual	Manual	Manual	Manual
<b>Night light:</b>	n.a.	n.a.	Standard	Standard	Standard	Standard	Standard
<b>Battery:</b>	2 x 12V 2.9 Ah	2 x 12V 2.9 Ah	NIMH 24V 3.2 Ah/768Wh	NIMH 24V 3.2 Ah/768Wh	NIMH 24V 3.2 Ah/768Wh	NIMH 24V 3.2 Ah/768Wh	NIMH 24V 3.2 Ah/768Wh
<b>Hand control charging:</b>	Standard	Standard	Standard	No	Standard	Standard	Standard
<b>In-rail charging:</b>	Optional, accessory	Optional, accessory	Optional, accessory	Optional, standard	Optional, accessory	Optional, accessory	Optional, accessory
<b>End point charging:</b>	Optional, accessory	Optional, accessory	Optional, accessory	Optional, standard	Optional, accessory	Optional, accessory	Optional, accessory
<b>Protection class, lift unit:</b>	IP20	IP20	IP20	IPX4	IP20	IP20	IP20
<b>Protection class, hand control:</b>	IPX4	IPX4	IPX4	IPX4	IPX4	IPX4	IPX4

All models and special versions of RiseBasic and RiseAtlas comply with the requirements of the Medical Devices Directive for Class 1 products (MDD93/42/EEC).

# Lifting

## Ceiling lift units



### RiseAtlas

RiseAtlas is a safe and easy-to-use stationary ceiling lift unit available in several different models and special versions with different lifting capacity and with or without built-in transfer motor and other features and functionalities. The choice depends on the need for lifting capacity, what settings and situations the ceiling lift unit will be used in and, of course, the needs of the users.



**RiseAtlas450** has a lifting capacity of 205 kg/ 450 lbs while **RiseAtlas625** has a lifting capacity of 285 kg/ 625 lbs.

Both RiseAtlas450 and RiseAtlas625 are available with different ways of travelling along the rail. RiseAtlas450M and RiseAtlas625M are manually transferred along the rail while RiseAtlas450T and RiseAtlas625T have built-in transfer motors and thereby powered transfer in the rail.

RiseAtlas450M and RiseAtlas625M both feature Direct Healthcare Group's new QuickTrolleySystem. These models are fitted with a quick release trolley which readily allows for dismantling of the ceiling lift unit from the rail for easier servicing but also to provide the possibility to move the ceiling lift unit between different rail systems in different rooms.

RiseAtlas450M, with QuickTrolleySystem is also available in a special version (high humidity) designed for use in environments where moisture and dampness are present.

All models of RiseAtlas, except the high humidity version, feature easy and convenient hand control charging as standard. The special version feature a unique charging solution with one trolley for two charging options (in-rail/end point charging) as standard. As an optional extra, RiseAtlas ceiling lift units with hand control charging can also be equipped with this charging solution (in-rail/end point charging).

When used with the appropriate lifting accessories, RiseAtlas provides secure, comfortable and individually adapted lifting of users in connection with seated or horizontal transfers to and from the bed, wheelchair or toilet. RiseAtlas offers a large lifting area and the possibility of both very low and very high lifting, making it an excellent solution also for lifting from the floor and for gait training and standing training. RiseAtlas can also be used for convenient transfer of users from one room to another.

All models and special versions of RiseAtlas are supplied with hand control and charger. Sling bar is ordered separately.



Parking Placard



Cover to charger



SlingBarSpreader

Art. No.	Product name	Description	Unit
50100057	RiseAtlas450M	With QuickTrolleySystem, SWL 205 kg/ 450 lbs	1 Pce
50100051	RiseAtlas450M	With QuickTrolleySystem, high humidity, SWL 205 kg/ 450 lbs	1 Pce
50100058	RiseAtlas450T	SWL 205 kg/ 450 lbs	1 Pce
50100059	RiseAtlas625M	With QuickTrolleySystem, SWL 285 kg/ 625 lbs	1 Pce
50100060	RiseAtlas625T	SWL 285 kg/ 625 lbs	1 Pce

### Accessories

70200046	QuickTrolley450	Quick release trolley for 50100057, 50100051	1 Set
70200051	QuickTrolley450 70 mm	Quick release trolley, lowering lift unit by 70 mm/2.76", for 50100057, 50100051	1 Set
70200062	In-rail/end point charging	Two options for charging, for 50100057, 50100058, 50100059, 50100060	1 Set
70200065	IR remote controlling	For wireless operation, for 50100057, 50100059	1 Set
70200047	9V battery and cable	For emergency lowering, for 50100057, 50100058, 50100059, 50100060	1 Set
70200048	Software for diagnostics	Software, for all models and special versions of RiseAtlas	1 Set
50400066	Cover to charger	For all models and special versions of RiseAtlas	1 Pce
50400048	Parking Placard	For convenient storing of sling bars, manuals and lifting slings	1 Pce
70200001	SlingBar S	35 cm/ 13.8"	1 Pce
70200002	SlingBar M	45 cm/ 17.7"	1 Pce
70200003	SlingBar L	60 cm/ 23.6"	1 Pce
70200042	SlingBarSpreader M	Side bars for SlingBar S/M/L	1 Pair



## Rail systems



Castor shown with rail and extra locking handles, both of which are sold separately.

### Castor

Castor is a safe, high-performance and portable freestanding lift stand, which together with one rail and a ceiling lift unit, functions as a stationary lift system. Castor is made of aluminium, which makes it light in relation to its large loading capacity; 300 kg/ 660 lbs. The design is both compact and discreet while at the same time making Castor one of the sturdiest freestanding lift stands on the market. Castor is ideal for occasional lifting needs in a specific location, or where it is not possible to install a permanent rail system on the ceiling.



The rails are ordered separately, which allows you to choose the rail length and thereby adapt the lift stand's width and the lifting area to optimally meet lifting needs in different settings. Rails are available in lengths from 2-5 metres (78.7"-196.8").

With the locking handles on the uprights, the height can easily be set at seven different positions to adapt the lift stand's height and the lifting range according to the specific situation and lifting needs.



Locking handles

Art. No.	Product name	Description	Unit
50300004	Castor	Portable lift stand, without rail, white, max 300 kg/ 660 lbs	1 Set
50400264	Rail 64-2000	200 cm/ 78.7"	1 Pce
50400269	Rail 64-3000	300 cm/ 118.1"	1 Pce
50400285	Rail 120-4000	400 cm/ 157.5"	1 Pce
50400290	Rail 120-5000	500 cm/ 196.8"	1 Pce

#### Accessories

50300006	Locking handles	Quick release, for Castor	4 Pcs
50400180	BariTurn	360° turning trolley for two ceiling lift units	1 Pce





## Helena

Helena is a safe, high-performance freestanding lift stand with a cross-rail. Together with a ceiling lift unit, Helena functions as a stationary (x-y) lift system. The cross-rail is suspended in trolleys and can travel sideways in fixed rails along the total width of the lift stand. This way, the ceiling lift unit can travel in all directions and be used anywhere in the lifting area.



Helena is made of aluminum, which makes the lift stand light in relation to its large loading capacity; 285 kg/ 628 lbs. The design is both compact and discreet while at the same time making Helena one of the sturdiest freestanding lift stands on the market. Helena is ideal for occasional lifting needs in a specific location, or where it is not possible to install a permanent rail system on the ceiling.

Helena is available in three models with different measurements providing lifting areas of different sizes. All models of Helena are supplied complete and ready for mounting and use. They can be used with all Direct Healthcare Group ceiling lift units.

Art. No.	Product name	Description	Unit
50300009	Helena 3x3	Freestanding lift stand with cross-rail, complete, total width x length: 3157 x 3104 mm/ 124.3" x 122.2", SWL 285 kg/ 625 lbs	1 Set
50300010	Helena 4x3	Freestanding lift stand with cross-rail, complete, total width x length: 4157 x 3104 mm/ 163.7" x 122.2", SWL 285 kg/ 625 lbs	1 Set
50300011	Helena 5x4	Freestanding lift stand with cross-rail, complete, total width x length: 5157 x 4104 mm/ 203" x 161.5", SWL 285 kg/ 625 lbs	1 Set



Helena 3x3

# MilkyWay rail system - unlimited possibilities

*A stationary lifting solution, consisting of a ceiling lift unit mounted on a permanently installed rail system or on a freestanding gantry / stand. Milkyway is an ergonomic favorite, an ideal concept that eliminates the need for manual lifting and allows the caregiver to work in a safe and comfortable moving and handling environment.*

*An installed lift system is always in place and available whilst the gantry choice requires a minimum of floor space and is very easy to manoeuvre to reposition. With a wide choice of track sizes, lengths and configurations both systems can cover a large lifting area, fit into small rooms, all with the potential of low reach and very high clearance lifting.*

## A permanently installed rail system is the right solution when:

Each MilkyWay rail system is individually designed in close cooperation with the customer, to ensure adaptation to specific conditions and requirements.

Together with an optional choice of ceiling lift unit and the appropriate lifting accessories, MilkyWay offers unlimited possibilities for design and adaptation of the perfect stationary lift solution for all settings, rooms and lifting needs.

## Easy to install

MilkyWay offers great flexibility and can be adapted to most environments and settings. The system is very easy to install and there is a design and solution for most situations including new buildings or those being adapted. The MilkyWay rail system must always be installed by qualified and authorized personnel and in accordance with instructions issued by Direct Healthcare Group. MilkyWay has been developed to meet the highest safety standards of MDD and ISOEN 10535.



# A stylish and economic system

## Ceiling fixtures and pendants

MilkyWay offers several possibilities for installation in the ceiling. Depending on factors such as ceiling height, material and structure, you can choose between ceiling brackets and/or height adjustable pendants of different types. With the flexibility and range of it's components and fixings including uni-strut and side supported pendants, MilkyWay can be installed into most roof spaces including high voids and into most building materials and designs.




## Wall fixtures

Similarly, MilkyWay also offers several alternatives for wall mounting of free bearing rail systems. Again, the choice of fixtures depends on the wall structure and material, as well as the load that the system will carry.



## Rails and trolleys

The MilkyWay range offers several possibilities of straight rails and side curves to build the overall solution that is required, as well as trolleys that can be used with the RiseAtlas range as well as ceiling lifts from other suppliers. All rails and side curves are prepared for in rail charging. Additionally and for that "stylish look", MilkyWay offers a "recessed ceiling track option", very popular in modern buildings.



## Power supply

MilkyWay can be installed with in-rail charging, with a constant power supply (24 V DC) built into the rail. This means that the ceiling lift unit can be supplied with power all the time, everywhere in the rail system, eliminating the need for a charger station. Of course and if preferred, MilkyWay rail systems can also be installed with one or several charger stations for the lift unit at predetermined locations on the rail system.



## Switches

Switches are used to connect a single rail or rail system to another, allowing the ceiling lift unit to travel across the system for increased room coverage, flexibility and utility.

MilkyWay includes shunting rails, turntables and transition gates for all kinds of rail systems.



# Lifting

## Mobile lifts

### Eva

Eva is a versatile mobile patient lift for all lifting situations and for users with different needs. When used with Direct Healthcare Group's functional and easy-to-use lifting accessories, Eva is the right choice for lifting in connection with transfers to and from the bed, chair or floor as well as for horizontal lifting and gait training. Eva is available in several models and variants with different lifting capacity and with electrical (EE) base-width adjustment. Eva is also available in special versions with low legs for use with lower beds. All models and variants of Eva are supplied complete and ready to use, equipped with a stable sling bar with reliable safety latches and a hand control. All variants of Eva400 and Eva450 are equipped with a standard-width sling bar (SlingBar M, 450 mm/ 17") which is suitable for most users and lifting situations. All variants of Eva600 are equipped with a wider sling bar (SlingBar L, 600 mm/ 23.6") providing a more open lifting sling and increased room, which is suitable for larger and heavier users.



Art. No.	Product name	Description	Unit
60100002	Eva450EE	Max 205 kg/ 450 lbs, aluminum, castor size Ø 100 mm/ 3.9"	1 Pce
60100006	Eva450EE	With low legs, Max 205 kg/ 450 lbs, aluminum, castor size front 2 x Ø 35 mm/ 1.4", rear Ø 100 mm/ 3.9"	1 Pce
60100003	Eva600EE	Max 270 kg/ 600 lbs, aluminum, castor size Ø 100 mm/ 3.9"	1 Pce
60100010	Eva600EE	With low legs, Max 270 kg/ 600 lbs, aluminum, castor size front 2 x Ø 35 mm/ 1.4", rear Ø 100 mm/ 3.9"	1 Pce

#### Accessories

70200029	External charger Linak	For Eva450/ Eva600	1 Pce
----------	------------------------	--------------------	-------



*Eva450EE,  
with electrical base-width  
adjustment, for users weighing  
up to 205 kg/ 450 lbs.*



*Eva450EE,  
with low legs, with electrical  
base-width adjustment, for users  
weighing up to 205 kg/ 450 lbs.*



*Eva600EE,  
with electrical base-width  
adjustment, for users weighing  
up to 270 kg/ 600 lbs.*



*Eva600EE,  
with low legs, with electrical  
base-width for users weighing  
up to 270 kg/ 600 lbs.*

## EvaDrive

EvaDrive is a motorized mobile lift which greatly reduces the force required to maneuver the patient while in the lift. EvaDrive runs almost effortlessly, even in narrow spaces. With its intuitive control handle it is as easy to operate as your ordinary shopping trolley! EvaDrive will turn, reverse, and run forward simply by gently touching the handle in the desired direction. EvaDrive knows where you want to go – and takes you there! EvaDrive is available in two versions: Eva450Drive and Eva600Drive.



Art. No.	Product name	Description	Unit
60900002	Eva450Drive	Max 205 kg/ 450 lbs, aluminium, castor size front 2 x Ø 100 mm/ 3.9", rear 2 x Ø 203 mm/ 8"	1 Pce
60900003	Eva600Drive	Max 270 kg/ 600 lbs, aluminium, castor size front 2 x Ø 100 mm/ 3.9", rear 2 x Ø 203 mm/ 8"	1 Pce

### Accessories

60900022	Lithium battery	For EvaDrive	1 Pce
----------	-----------------	--------------	-------



Eva450Drive, for users weighing up to 205 kg/ 450 lbs.  
Also available: Eva600Drive, for users weighing up to 270 kg/ 600 lbs.



The perceptive and ergonomic handle is equipped with load cells that intercepts your every move. By gently pushing it, EvaDrive moves forward. By pulling it lightly, EvaDrive reverses. The handle will sense your every desired movement. The EvaDrive will go in any direction at the end of your fingertips. The handle is ergonomic and adjustable in height. Also, a safety switch will prevent any undesired movement.



The rear wheels turn to any angle by using the control panel buttons. EvaDrive moves into very narrow spaces enhanced by the lateral movement of the wheels.



The powerful lithium battery unit will last an entire work shift. Charge the battery when EvaDrive is not in use, to have a fully operational lift ready for the next work shift. The battery is detachable and can be replaced if needed.

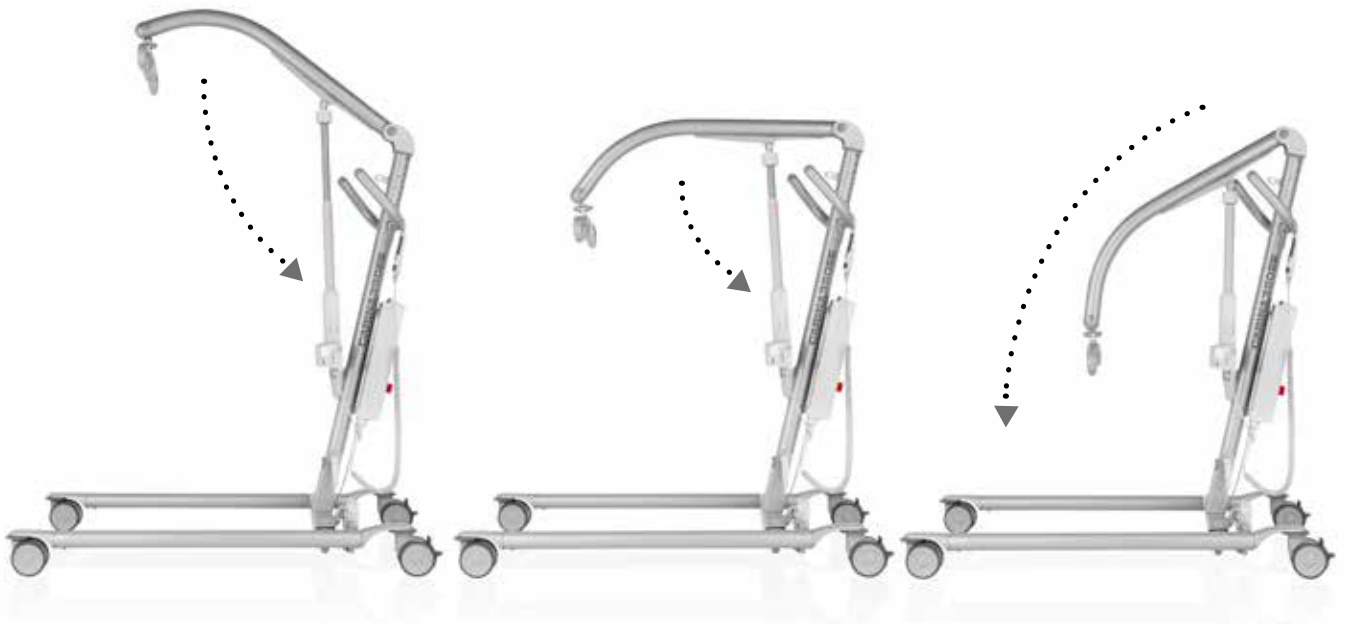


### Carina350

Carina350 is a foldable, mobile patient lift adapted for safe and easy lifting of users weighing up to 165 kg/ 350 lbs. Carina350 is available in four variants, with manual or electrical base widening and with standard height or low legs. All variants are sturdy and stable and can handle most lifting situations and requirements. All models of Carina350 are supplied complete and ready for use, equipped with hand control and a standard-width sling bar (SlingBar M, 45 cm/ 17.7").



Art. No.	Product name	Description	Unit
60600011	Carina350EM	Mobile lift with manual base widening, steel, castor size Ø 100 mm/ 3.9"	1 Pce
60600012	Carina350EML	Mobile lift with manual base widening, steel, low legs castor size front Ø 35 mm/ 1.4", rear 100 mm/ 3.9"	1 Pce
60600009	Carina350EE	Mobile lift with electrical base widening, steel, castor size Ø 100 mm/ 3.9"	1 Pce



Carina350EM, with low legs,  
art. no. 60600012



Carina350EE, folded



## Vega505EE

Vega is a mobile patient lift adapted for safe and easy lifting of users weighing up to 230 kg/ 505 lbs. Vega has a unique design with a lift arm that can be both raised to an almost upright position and lowered all the way down to the floor. It is also relatively narrow and compact, with dimensions adapted for use in situations and premises where space is limited. In spite of the handy size, Vega offers an unusually high lifting height and the total lifting range is also extremely large. Vega505EE is supplied complete and ready for use, equipped with hand control and a standard-width sling bar (SlingBar M, 45 cm/ 17.7").



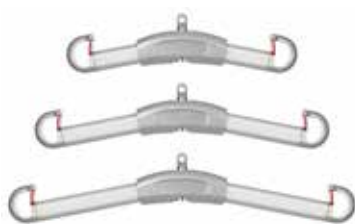
Art. No.	Product name	Description	Unit
60600003	Vega505EE	Max 230 kg/ 505 lbs, steel, maintenance-free castors, Ø 100 mm/ 3.9"	1 Pce

### Accessories

70200042	SlingBarSpreader M	Side bars for SlingBar S / M / L	1 Pair
----------	--------------------	----------------------------------	--------



## Lifting accessories



### SlingBar

SlingBar is a two-point sling bar in aluminium available in different widths. The sling bars have safety latches which prevent the sling straps from creeping out of the sling bar.



Art. No.	Product name	Description	Unit
70200001	SlingBar S	35 cm/ 13.8", max 300 kg/ 660 lbs	1 Pce
70200002	SlingBar M	45 cm/ 17.7", max 300 kg/ 660 lbs	1 Pce
70200003	SlingBar L	60 cm/ 23.6", max 300 kg/ 660 lbs	1 Pce



*SlingBarSpreader M, mounted on SlingBar M.*

### SlingBarSpreader M

To get more room in a two-point sling bar, SlingBarSpreader M side bars can be used as an accessory. SlingBarSpreader M open up the lifting sling and provide for a more reclined position. SlingBarSpreader M are delivered in pairs and can be used together with all models of SlingBar.



Art. No.	Product name	Description	Unit
70200042	SlingBarSpreader M	Side bars for SlingBar S/M/L	1 Pair



### SlingBarWrap

SlingBar can be equipped with a soft protection, SlingBarWrap, which is sometimes needed for users with uncontrollable movements. It is attached with Velcro and can easily be removed for cleaning.



*SlingBarWrap MiniLift*

Art. No.	Product name	Description	Unit
70200009	SlingBarWrap	For SlingBar S/M/L	1 Pce
70200012	SlingBarWrap MiniLift	For MiniLift200	1 Pce







## StretcherBar

StretcherBar is a sling bar used together with StretcherSling for horizontal lifting with stationary or mobile lifts. StretcherBar features ten suspension points, five on each side of the user, which provide uniform support under the entire body. The width of the sling is easily adjusted by pulling out or pushing in the suspension hooks.



Art. No.	Product name	Description	Unit
70200006	StretcherBar	10 point, max 300 kg/ 660 lbs	1 Pce

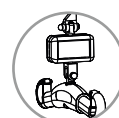


StretcherBar used in combination with StretcherSling

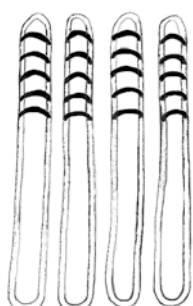


## Scales

Charder MHS2500 is used together with stationary or mobile lifts for weighing of users.



Art. No.	Product name	Description	Unit
70100002	Charder MHS2500	Max 300 kg/ 660 lbs	1 Pce
70100003	Charder MHS2500	Max 400 kg/ 880 lbs	1 Pce



## BackBoardStraps

BackBoardStraps have been designed for use in combination with the Ferno Scoop Stretcher 065 EXL to enable mechanical lifting with a manual stretcher in emergency care. BackBoardStraps consist of four independent lift straps. There are six alternative lift loops on one side of each strap to facilitate balancing of the stretcher.

The BackBoardStraps are looped securely through the handle holes (two on each side), and then connected to the sling bar hooks. SWL 160 kg/ 352 lbs.



Art. No.	Product name	Description	Unit
49482000	BackBoardStraps	For Ferno Scoop Stretcher 065 EXL	4 Pcs



## Lifting accessories



### BariBar

BariBar is a four-point aluminium/steel sling bar which is used, in combination with a correctly fitted lifting sling and a ceiling lift unit approved by Direct Healthcare Group, for lifting of users weighing up to 454 kg/ 1000 lbs. BariBar opens up the lifting sling to provide more space and a more reclined seated position, which is suitable for larger and heavier and/or pain-sensitive users. BariBar is very easy to use. The built-in adjustment function automatically adapts the sling bar to each user for optimal comfort. Reliable safety latches prevent the lifting sling straps from creeping out of the sling bar. BariBar is supplied complete, fitted with BariBarWrap, a wipeable protection providing secure handling of the four-point sling bar.



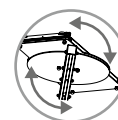
BariBar, fitted with BariBarWrap

Art. No.	Product name	Description	Unit
70200072	BariBar	Four-point sling bar for approved ceiling lift units, SWL 454 kg/ 1000 lbs	1 Pce



### BariTurn

BariTurn is a 360° turning trolley for two ceiling lift units. BariTurn is used, in combination with a permanently installed MilkyWay rail system, for lifting of extremely large and heavy users, e.g. in connection with seated and horizontal transfers. BariTurn is also a perfect assistive device for standing and gait training with very heavy users.



Art. No.	Product name	Description	Unit
50400180	BariTurn	SWL 500 kg/ 1100 lbs	1 Pce







# Consider this when selecting sling size and material.

## Size

### The lifting sling is too small

- if the user's face is too close to the sling bar
- if the leg supports chafe at the groin
- if the lifting sling looks or feels too tight

### The lifting sling is too large

- if the user's seat slides out too much in the lower opening
- if the leg supports slide forward towards the hollows of the user's knees

## Material

### Polyester

- Durable and easy-to-care-for
- Low friction
- Withstands high laundry temperatures

### Polyester net

- Flexible and airy
- Water passes through the mesh
- Withstands high laundry temperatures
- Can be left under the user

### Plastic net

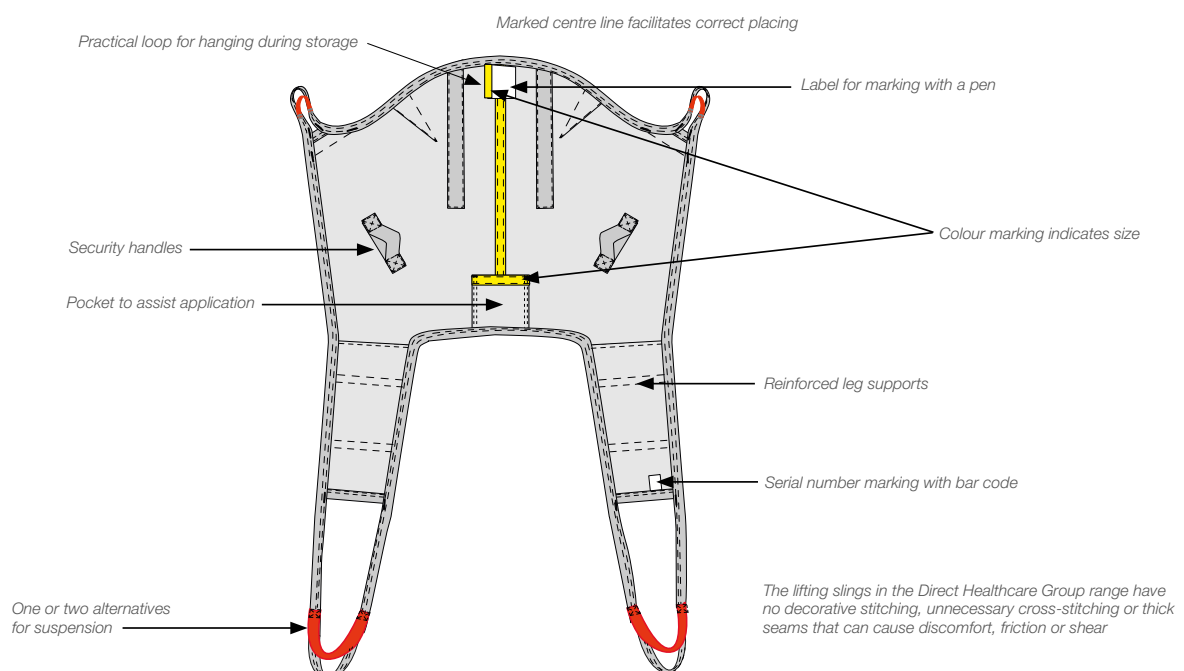
- Does not absorb water, excellent for lifting in connection with bathing
- Can be disinfected with rubbing alcohol

### Disposable material

- Sturdy and durable non-woven or polyester
- Instead of laundering, these lifting slings are discarded after use
- Prevents the spread of multi-resistant bacteria

## Important details

Direct Healthcare Group offers a wide range of comfortable and functional lifting slings with a safe design and many practical details. Always read the manual before using the lifting sling and don't forget to perform regular function tests. Read more at [www.directhealthcaregroup.com](http://www.directhealthcaregroup.com).



# Our lifting slings

## SupportScale



### Choosing should be easy!

We know that choosing the right lifting sling can sometimes seem complicated. And the more models, sizes and materials you have to choose from, the more complicated it seems to choose.

Direct Healthcare Group offers a full range of lifting slings for all lifting situations and users. Even so, to facilitate choice, we have restricted the number of models. We have also developed an aid, the SupportScale, which rates our lifting slings for seated lifting in four categories based on which type of functionality they give the user.

### More activation

The lower the back of the lifting sling, the better the user can participate and be activated. Lifting slings with divided leg supports also allow the user to participate more during application and removal of the lifting sling.

### More support

The higher the back of the lifting sling, the more the user is supported. Lifting slings with undivided leg supports also provide more support and are better suited to the user's functional ability and status, for example, in the case of very poor muscular tonus, sensitivity to pain and other factors that can make lifting problematic.

# give more



### Activate the user, even in lifting situations

Direct Healthcare Group both presupposes and fosters interaction between user and caregiver. What is good for one is good for the other.

Our philosophy is that the user should always participate in the transfer to the best of his or her ability. It's a matter of using the available strength in the best way; of not subjecting the caregiver to excessive strain, while making use of the user's functional ability, even in a lifting situation. Based on the user's need for support, his mobility and ability to participate, The Direct Healthcare Group SupportScale can show which lifting sling models enable the greatest degree of safety and security without doing what he, himself, is able to do.

SupportScale	Divided leg supports	Undivided leg supports
Low back	+	++
Shoulder-high back	++	+++
High back	+++	++++

*The user's functional level and status determine the need for support and other lifting sling functions and, thereby, also the choice of lifting sling model.*

*Ratings from 1+ (more activation) to 4++++ (more support) show which functions different Direct Healthcare Group lifting slings for seated lifting give the user.*

X	X	X	S	M	L	X	X	X
X	X	S				L	X	X
X	S					L	X	
S							L	

#### Well-established colour coding system

*We use an international colour coding system, with different colours for different sizes, to facilitate choice of size. The colour marking is affixed to the lifting sling in the form of a coloured ribbon that also functions as a loop that can be used to hang up the sling. This allows you to find the right size at a glance.*

## Lifting slings

### Divided leg supports / High back



## HighBackSling



### Standard model for users who need a lot of support

HighBackSling is designed for use in most common lifting situations, e.g. for sitting transfers between bed and wheelchair, and when the user needs extra head support. HighBackSling can also be used for lifting from a recumbent position on the floor. This standard model suits most users. The high back ensures that the user is supported from the tailbone up over the head and under the legs. HighBackSling is available in several different materials, variants and sizes for users weighing max 300 kg/ 660 lbs.

Art. No.	Product name	Description	Unit
40800002	HighBackSling	Polyester, XX-Small	1 Pce
40800003	HighBackSling	Polyester, X-Small	1 Pce
40800004	HighBackSling	Polyester, Small	1 Pce
40800006	HighBackSling	Polyester, Medium	1 Pce
40800007	HighBackSling	Polyester, Large	1 Pce
40800008	HighBackSling	Polyester, X-Large	1 Pce
40800009	HighBackSling	Polyester, XX-Large	1 Pce
40820002	HighBackSling	Polyester net, XX-Small	1 Pce
40820003	HighBackSling	Polyester net, X-Small	1 Pce
40820004	HighBackSling	Polyester net, Small	1 Pce
40820006	HighBackSling	Polyester net, Medium	1 Pce
40820007	HighBackSling	Polyester net, Large	1 Pce
40820008	HighBackSling	Polyester net, X-Large	1 Pce
40820009	HighBackSling	Polyester net, XX-Large	1 Pce
40822002	HighBackSling	Polyester net, not reinforced, XX-Small	1 Pce
40822003	HighBackSling	Polyester net, not reinforced, X-Small	1 Pce
40822004	HighBackSling	Polyester net, not reinforced, Small	1 Pce
40822006	HighBackSling	Polyester net, not reinforced, Medium	1 Pce
40822007	HighBackSling	Polyester net, not reinforced, Large	1 Pce
40822008	HighBackSling	Polyester net, not reinforced, X-Large	1 Pce
40822009	HighBackSling	Polyester net, not reinforced, XX-Large	1 Pce
40852002	HighBackSling	Plastic net, XX-Small	1 Pce
40852003	HighBackSling	Plastic net, X-Small	1 Pce
40852004	HighBackSling	Plastic net, Small	1 Pce
40852006	HighBackSling	Plastic net, Medium	1 Pce
40852007	HighBackSling	Plastic net, Large	1 Pce
40852008	HighBackSling	Plastic net, X-Large	1 Pce
40852009	HighBackSling	Plastic net, XX-Large	1 Pce
40890004	HighBackSling	Disposable, non-woven, Small	5 Pcs
40890006	HighBackSling	Disposable, non-woven, Medium	5 Pcs
40890007	HighBackSling	Disposable, non-woven, Large	5 Pcs
40890008	HighBackSling	Disposable, non-woven, X-Large	5 Pcs
40890009	HighBackSling	Disposable, non-woven, XX-Large	5 Pcs







## ShellHBSling



### Unique bowl shape with adjustable head support

ShellHBSling is designed for use in most common lifting situations, e.g. for sitting transfers between bed and wheelchair, and when the user needs extra head support. ShellHBSling can also be used for lifting from a recumbent position on the floor. The bowl-shaped sling follows the shape of the body and enables an upright seated posture that is easily regulated with the help of alternative lift loops. The adjustable head support gives each user perfect support for the head. The high back ensures that the user is supported from the tailbone up over the head and under the legs. ShellHBSling is available in several sizes, all for users weighing max 300 kg/ 660 lbs.

Art. No.	Product name	Description	Unit
40700002	ShellHBSling	Polyester, XX-Small	1 Pce
40700003	ShellHBSling	Polyester, X-Small	1 Pce
40700004	ShellHBSling	Polyester, Small	1 Pce
40700006	ShellHBSling	Polyester, Medium	1 Pce
40700007	ShellHBSling	Polyester, Large	1 Pce
40700008	ShellHBSling	Polyester, X-Large	1 Pce
40700009	ShellHBSling	Polyester, XX-Large	1 Pce



# Lifting

## Lifting slings

Divided leg supports / High back



### FlexibleSling



#### Pliable support for users with deformities

FlexibleSling is a sling that meets the need for a lot of support and, in a flexible way, follows the contours of the body and gives the user a sense of security. FlexibleSling is designed for use in most common lifting situations, e.g. for sitting transfers between bed and wheelchair, and especially for users with deformities and users who need extra head support. FlexibleSling can also be used for lifting from a recumbent position on the floor. The high back ensures that the user is supported from the tailbone up over the head and under the legs. FlexibleSling is available in two variants and several sizes, all for users weighing max 300 kg/ 660 lbs. FlexibleSling is also available with undivided leg supports and with undivided leg supports and commode opening (page 77).

Art. No.	Product name	Description	Unit
42520002	FlexibleSling	Polyester net, XX-Small	1 Pce
42520003	FlexibleSling	Polyester net, X-Small	1 Pce
42520004	FlexibleSling	Polyester net, Small	1 Pce
42520006	FlexibleSling	Polyester net, Medium	1 Pce
42520007	FlexibleSling	Polyester net, Large	1 Pce
42520008	FlexibleSling	Polyester net, X-Large	1 Pce
42522002	FlexibleSling	Polyester net, not reinforced, XX-Small	1 Pce
42522003	FlexibleSling	Polyester net, not reinforced, X-Small	1 Pce
42522004	FlexibleSling	Polyester net, not reinforced, Small	1 Pce
42522006	FlexibleSling	Polyester net, not reinforced, Medium	1 Pce
42522007	FlexibleSling	Polyester net, not reinforced, Large	1 Pce
42522008	FlexibleSling	Polyester net, not reinforced, X-Large	1 Pce



### AmpHBSling



#### For users with high leg amputations and who need a lot of support

AmpHBSling is designed for use in most common lifting situations, e.g. for sitting transfers between bed and wheelchair, even when a lifting sling without divided leg supports would have been preferable, for example, when lifting patients with double, high leg amputations. The high back ensures that the user is supported from the tailbone up over the head and under the legs. AmpHBSling is available in several sizes, all for users weighing max 300 kg/ 660 lbs.

Art. No.	Product name	Description	Unit
42800004	AmpHBSling	Polyester, Small	1 Pce
42800006	AmpHBSling	Polyester, Medium	1 Pce
42800007	AmpHBSling	Polyester, Large	1 Pce
42800008	AmpHBSling	Polyester, X-Large	1 Pce





## HygieneHBSling



### For toileting and for users who need a lot of support

HygieneHBSling is a lifting sling that is easy to apply and makes it easier for the caregiver to dress/undress the user in connection with toileting. HygieneHBSling is designed for users who need a lot of extra support, even for the head. The high back ensures that the user is supported behind the back, up behind the head, around the upper body and under the legs. HygieneHBSling is available in several sizes, all for users weighing max 300 kg/ 660 lbs.

Art. No.	Product name	Description	Unit
43704002	HygieneHBSling	Polyester, XX-Small	1 Pce
43704003	HygieneHBSling	Polyester, X-Small	1 Pce
43704004	HygieneHBSling	Polyester, Small	1 Pce
43704006	HygieneHBSling	Polyester, Medium	1 Pce
43704007	HygieneHBSling	Polyester, Large	1 Pce
43704008	HygieneHBSling	Polyester, X-Large	1 Pce
43704009	HygieneHBSling	Polyester, XX-Large	1 Pce



## Lifting slings

Divided leg supports / Shoulder-high back



### BasicSling



#### Standard model for users with good head stability

BasicSling is designed for use in most common lifting situations, e.g. for sitting transfers between bed and wheelchair, and when the patient has poor torso stability but good head stability. This standard model suits most users with good head stability. The shoulder-high back ensures that the user is supported from the tailbone up to the shoulders and under the legs. BasicSling is available in several different materials, variants and sizes, all for users weighing max 300 kg/ 660 lbs.

Art. No.	Product name	Description	Unit
40500002	BasicSling	Polyester, XX-Small	1 Pce
40500003	BasicSling	Polyester, X-Small	1 Pce
40500004	BasicSling	Polyester, Small	1 Pce
40500006	BasicSling	Polyester, Medium	1 Pce
40500007	BasicSling	Polyester, Large	1 Pce
40500008	BasicSling	Polyester, X-Large	1 Pce
40500009	BasicSling	Polyester, XX-Large	1 Pce
40520002	BasicSling	Polyester net, XX-Small	1 Pce
40520003	BasicSling	Polyester net, X-Small	1 Pce
40520004	BasicSling	Polyester net, Small	1 Pce
40520006	BasicSling	Polyester net, Medium	1 Pce
40520007	BasicSling	Polyester net, Large	1 Pce
40520008	BasicSling	Polyester net, X-Large	1 Pce
40520009	BasicSling	Polyester net, XX-Large	1 Pce
40522002	BasicSling	Polyester net, not reinforced, XX-Small	1 Pce
40522003	BasicSling	Polyester net, not reinforced, X-Small	1 Pce
40522004	BasicSling	Polyester net, not reinforced, Small	1 Pce
40522006	BasicSling	Polyester net, not reinforced, Medium	1 Pce
40522007	BasicSling	Polyester net, not reinforced, Large	1 Pce
40522008	BasicSling	Polyester net, not reinforced, X-Large	1 Pce
40522009	BasicSling	Polyester net, not reinforced, XX-Large	1 Pce



Divided leg supports / Shoulder-high back



### AmpSling



#### For users with high leg amputations

AmpSling is designed for use in most common lifting situations, e.g. for sitting transfers between bed and wheelchair, even when a lifting sling without divided leg supports would have been preferable, for example, when lifting patients with double, high leg amputations. The shoulder-high back ensures that the user is supported from the tailbone up to the shoulders and under the legs. AmpSling is available in different materials and several sizes, all for users weighing max 300 kg/ 660 lbs.

Art. No.	Product name	Description	Unit
42700003	AmpSling	Polyester, X-Small	1 Pce
42700004	AmpSling	Polyester, Small	1 Pce
42700006	AmpSling	Polyester, Medium	1 Pce
42700007	AmpSling	Polyester, Large	1 Pce
42700008	AmpSling	Polyester, X-Large	1 Pce
42700009	AmpSling	Polyester, XX-Large	1 Pce
42720003	AmpSling	Polyester net, X-Small	1 Pce
42720004	AmpSling	Polyester net, Small	1 Pce
42720006	AmpSling	Polyester net, Medium	1 Pce
42720007	AmpSling	Polyester net, Large	1 Pce
42720008	AmpSling	Polyester net, X-Large	1 Pce
42720009	AmpSling	Polyester net, XX-Large	1 Pce



## Lifting slings

Divided leg supports / Low back



### LowBackSling



#### Standard model for more active users

LowBackSling is designed for use in most common lifting situations, e.g. for sitting transfers between bed and wheelchair, and when the user has torso stability. This standard model suits most users with torso stability. The low back ensures that the user is supported from the tailbone up to the armpits and under the legs. LowBackSling is available in several materials and sizes, all for users weighing max 300 kg/ 660 lbs.

Art. No.	Product name	Description	Unit
40200002	LowBackSling	Polyester, XX-Small	1 Pce
40200003	LowBackSling	Polyester, X-Small	1 Pce
40200004	LowBackSling	Polyester, Small	1 Pce
40200006	LowBackSling	Polyester, Medium	1 Pce
40200007	LowBackSling	Polyester, Large	1 Pce
40200008	LowBackSling	Polyester, X-Large	1 Pce
40200009	LowBackSling	Polyester, XX-Large	1 Pce
40220002	LowBackSling	Polyester net, XX-Small	1 Pce
40220003	LowBackSling	Polyester net, X-Small	1 Pce
40220004	LowBackSling	Polyester net, Small	1 Pce
40220006	LowBackSling	Polyester net, Medium	1 Pce
40220007	LowBackSling	Polyester net, Large	1 Pce
40220008	LowBackSling	Polyester net, X-Large	1 Pce
40220009	LowBackSling	Polyester net, XX-Large	1 Pce





## HygieneSling



### For toileting - three variants for more active users

HygieneSling is a lifting sling that is easy to apply and makes it easier for the caregiver to dress/undress the user in connection with toileting. HygieneSling, which is designed for users with adequate muscular tonus. The low back ensures that the user is supported behind the back, up to the armpits and under the legs.

HygieneSling is available in two variants; with a belt and extra back support, and in several sizes, all for users weighing max 300 kg/ 660 lbs.

Art. No.	Product name	Description	Unit
43504002	HygieneSling	Polyester, with belt, XX-Small	1 Pce
43504003	HygieneSling	Polyester, with belt, X-Small	1 Pce
43504004	HygieneSling	Polyester, with belt, Small	1 Pce
43504006	HygieneSling	Polyester, with belt, Medium	1 Pce
43504007	HygieneSling	Polyester, with belt, Large	1 Pce
43504008	HygieneSling	Polyester, with belt, X-Large	1 Pce
43504009	HygieneSling	Polyester, with belt, XX-Large	1 Pce
43904003	HygieneSling	Polyester, extra back support, X-Small	1 Pce
43904004	HygieneSling	Polyester, extra back support, Small	1 Pce
43904006	HygieneSling	Polyester, extra back support, Medium	1 Pce
43904007	HygieneSling	Polyester, extra back support, Large	1 Pce
43904008	HygieneSling	Polyester, extra back support, X-Large	1 Pce



# Lifting

## Lifting slings

Divided leg supports / Low back



## HygieneLBSling



**For toileting - extra support for users with good head and torso stability**

HygieneLBSling is a lifting sling that is easy to apply and makes it easier for the caregiver to dress/undress the user in connection with toileting. HygieneLBSling is designed for users with good head and torso stability and adequate muscular tonus. The low back ensures that the user is supported behind the back, up to the armpits, around the upper body and under the legs. HygieneLBSling is available in several sizes, all for users weighing max 300 kg/ 660 lbs.

Art. No.	Product name	Description	Unit
43804002	HygieneLBSling	Polyester, XX-Small	1 Pce
43804003	HygieneLBSling	Polyester, X-Small	1 Pce
43804004	HygieneLBSling	Polyester, Small	1 Pce
43804006	HygieneLBSling	Polyester, Medium	1 Pce
43804007	HygieneLBSling	Polyester, Large	1 Pce
43804008	HygieneLBSling	Polyester, X-Large	1 Pce
43804009	HygieneLBSling	Polyester, XX-Large	1 Pce







FlexibleSling, undivided with commode opening

## FlexibleSling, undivided



### Gentle and flexible, with maximum support

FlexibleSling, undivided, is a lifting sling that meets the need for a lot of support and, in a flexible way, follows the contours of the body and gives the user a sense of security. FlexibleSling, undivided, is designed for use in most common lifting situations, e.g. for sitting transfers between bed and wheelchair, and especially for users with deformities and users who need extra head support. The high back ensures that the user is supported from the tailbone up over the head and under the legs. FlexibleSling, undivided, is also available with commode opening. This variant is designed to facilitate lifting in connection with toileting, especially for users with deformities and who need extra head support. Both variants of FlexibleSling, undivided are available in several sizes, all for users weighing max 300 kg/ 660 lbs. FlexibleSling is also available with divided leg supports (page 74).

Art. No.	Product name	Description	Unit
42521003	FlexibleSling, undivided	Polyester net, X-Small	1 Pce
42521004	FlexibleSling, undivided	Polyester net, Small	1 Pce
42521006	FlexibleSling, undivided	Polyester net, Medium	1 Pce
42521007	FlexibleSling, undivided	Polyester net, Large	1 Pce
42521008	FlexibleSling, undivided	Polyester net, X-Large	1 Pce
42521403	FlexibleSling, undivided	Polyester net, with commode opening, X-Small	1 Pce
42521404	FlexibleSling, undivided	Polyester net, with commode opening, Small	1 Pce
42521406	FlexibleSling, undivided	Polyester net, with commode opening, Medium	1 Pce
42521407	FlexibleSling, undivided	Polyester net, with commode opening, Large	1 Pce
42521408	FlexibleSling, undivided	Polyester net, with commode opening, X-Large	1 Pce



## ClassicHBSling



### Gentle for users who need a lot of support

For users who need extra support for the head, ClassicHBSling enables a safe and comfortable seated position and gives the user a sense of security. ClassicHBSling is designed for use in most common lifting situations, e.g. for sitting transfers between bed and wheelchair, and is even suitable for users with high leg amputations. The high back ensures that the user is supported all the way from the hollows of the knees up over the head. ClassicHBSling is available in several sizes, all for users weighing max 300 kg/ 660 lbs.

Art. No.	Product name	Description	Unit
41522003	ClassicHBSling	Polyester net, X-Small	1 Pce
41522004	ClassicHBSling	Polyester net, Small	1 Pce
41522006	ClassicHBSling	Polyester net, Medium	1 Pce
41522007	ClassicHBSling	Polyester net, Large	1 Pce
41522008	ClassicHBSling	Polyester net, X-Large	1 Pce



# Lifting

## Lifting slings

Undivided leg supports / Shoulder-high back



### ClassicSling



**Gentle support for users with good head stability**

ClassicSling enables a safe and comfortable seated position and gives the user a sense of security. ClassicSling is designed for use in most common lifting situations, e.g. for sitting transfers between bed and wheelchair, and is even suitable for users with high leg amputations. The shoulder-high back ensures that the user is supported from the hollows of the knees up to the shoulders and under the legs. ClassicSling is available in several sizes, all for users weighing max 300 kg/ 660 lbs.

Art. No.	Product name	Description	Unit
41222003	ClassicSling	Polyester net, X-Small	1 Pce
41222004	ClassicSling	Polyester net, Small	1 Pce
41222006	ClassicSling	Polyester net, Medium	1 Pce
41222007	ClassicSling	Polyester net, Large	1 Pce
41222008	ClassicSling	Polyester net, X-Large	1 Pce



### BariSling



**For extremely large and heavy users - over 200 kg/440 lbs**

BariSling is a lifting sling that is designed for lifting users weighing 200 kg/ 440lbs or more. It can be used in combination with both mobile and stationary lifts, with a four-point sling bar or with BariTurn. BariSling has six suspension points; two loops at the back and four below, under the legs, to distribute pressure safely and comfortably. The shoulder-high back ensures that the user is supported from the hollows of the knees up to the shoulders and under the legs. BariSling is available in polyester and in two sizes for users weighing max 570 kg/ 1250 lbs.

Art. No.	Product name	Description	Unit
47001010	BariSling	Polyester, XXX-Large	1 Pce
47001011	BariSling	Polyester, XXXX-Large	1 Pce



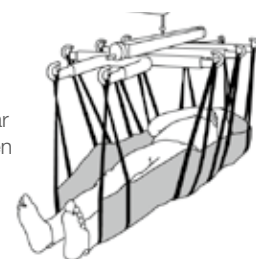
## Lifting slings

Horizontal lifting / Turning

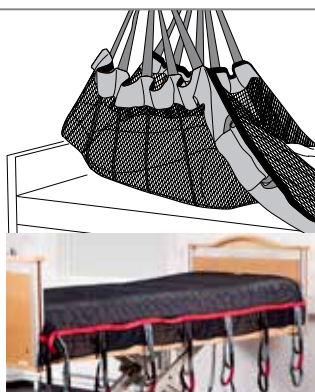


### StretcherSling

StretcherSling is a lifting sling that is used in combination with mobile lifts or stationary lift systems and Direct Healthcare Group's StretcherBar, a specially designed sling bar for horizontal lifting and transferring of users in a lying position. StretcherSling has ten suspension points; five on either side of the user, giving the user evenly distributed support under the entire body. StretcherSling is available in polyester and one size, all for users weighing up to 300 kg/ 660 lbs.



Art. No.	Product name	Description	Unit
46502007	StretcherSling	Polyester, one size	1 Pce



### SafeHandlingSheet

SafeHandlingSheet is a sheet that is used for horizontal lifting or for positioning of a user in bed without subjecting the caregiver to unnecessary strain. SafeHandlingSheet is used in combination with mobile lifts or stationary lift systems and a two-point sling bar. SafeHandlingSheet is available in polyester net and suits different users and situations.

Art. No.	Product name	Description	Unit
47522007	SafeHandlingSheet	Polyester net, Large, max 300 kg/ 660 lbs	1 Pce
47542007	SafeHandlingSheet	Polyester net/WendyLett4Way, Large, max 300 kg/ 660 lbs	1 Pce



### PositioningSling

PositioningSling is a sheet that is used for horizontal lifting or for positioning of a user in bed without subjecting the caregiver to unnecessary strain. PositioningSling is used in combination with mobile lifts or stationary lift systems and a two-point sling bar.

Art. No.	Product name	Description	Unit
547810	PositioningSling	Polyester, disposable, max 454 kg/ 1000 lbs	10 Pcs



# Lifting





ThoraxSling



ThoraxSling wipeable



ThoraxSling,  
with seat support

## ThoraxSling

ThoraxSling is a specially adapted sit-to-stand vest that is used in combination with Direct Healthcare Group's sit-to-stand lifts MiniLift200, MiniLift160 and MiniLift125. It is easy for the caregiver to apply, while giving the user an added sense of security during rising and standing training. ThoraxSling also facilitates toileting. ThoraxSling is available in two models; one which provides support behind the back (ThoraxSling) and one that also gives support under the seat (ThoraxSling, with seat support), and in several materials and sizes. Both models of ThoraxSling are available in a durable and easy to care for polyester. ThoraxSling in polyester is intended for users weighing max 300 kg/ 660 lbs.

ThoraxSling is also available in a wipeable material, which can be cleaned using disinfectants. This prevents the spread of multi-resistant and other types of contagious bacteria. ThoraxSling, wipeable is intended for users weighing max 205 kg/ 450 lbs.



Art. No.	Product name	Description	Unit
45500003	ThoraxSling	Polyester, X-Small	1 Pce
45500004	ThoraxSling	Polyester, Small	1 Pce
45500006	ThoraxSling	Polyester, Medium	1 Pce
45500007	ThoraxSling	Polyester, Large	1 Pce
45500008	ThoraxSling	Polyester, X-Large	1 Pce
45500009	ThoraxSling	Polyester, XX-Large	1 Pce
45550004	ThoraxSling	Wipeable, Small	1 Pce
45550006	ThoraxSling	Wipeable, Medium	1 Pce
45550007	ThoraxSling	Wipeable, Large	1 Pce
45550008	ThoraxSling	Wipeable, X-Large	1 Pce
45550009	ThoraxSling	Wipeable, XX-Large	1 Pce
45600004	ThoraxSling	With seat support, polyester, Small	1 Pce
45600006	ThoraxSling	With seat support, polyester, Medium	1 Pce
45600007	ThoraxSling	With seat support, polyester, Large	1 Pce
45600008	ThoraxSling	With seat support, polyester, X-Large	1 Pce



# Lifting

## Lifting slings

Rising / Standing / Walking



### StandingVest

StandingVest is a lift vest that is specially designed for lifting in connection with standing training when the user uses a standing shell. StandingVest provides support in the groin, around the upper body and all the way up behind the head. It is held in place by a leg harness at the groin. StandingVest is available in different sizes, all for users weighing max 300 kg/ 660 lbs.



Art. No.	Product name	Description	Unit
44503003	StandingVest	Polyester, X-Small	1 Pce
44503004	StandingVest	Polyester, Small	1 Pce
44503006	StandingVest	Polyester, Medium	1 Pce
44503007	StandingVest	Polyester, Large	1 Pce
44503008	StandingVest	Polyester, X-Large	1 Pce



### WalkingVest

WalkingVest is a vest designed for rising and gait training with the help of a stationary or mobile lift. WalkingVest provides support at the groin and is kept in place with a padded leg harness. WalkingVest is available in different sizes, all for users weighing max 300 kg/ 660 lbs.



Art. No.	Product name	Description	Unit
44200002	WalkingVest	Polyester, XX-Small	1 Pce
44200003	WalkingVest	Polyester, X-Small	1 Pce
44200004	WalkingVest	Polyester, Small	1 Pce
44200006	WalkingVest	Polyester, Medium	1 Pce
44200007	WalkingVest	Polyester, Large	1 Pce
44200008	WalkingVest	Polyester, X-Large	1 Pce
44200009	WalkingVest	Polyester, XX-Large	1 Pce



## Lifting slings

Rising / Standing / Walking



## BariVest

**For activating extremely large and heavy users**

BariVest is a vest that is designed for rising, standing training and gait training with users weighing 180 kg/ 397 lbs or more. It can be used in combination with both mobile and stationary lifts, with a four-point sling bar or with BariTurn. BariVest consists of a back section, a front section and a narrower section in the middle to enable a comfortable fit in the groin. It has two sling bar loops, both front and back, as well as belts at three levels. BariVest is available in different sizes, all for users weighing max 570 kg/ 1250 lbs.



Art. No.	Product name	Description	Unit
47103010	BariVest	Polyester, XXX-Large	1 Pce
47103011	BariVest	Polyester, XXXX-Large	1 Pce



## Lifting slings

Lift straps



## LimbSling

LimbSling is designed to comfortably and conveniently assist lifting of a user's leg or arm, for example, to gain better access for treatment and dressing sores. LimbSling is very practical for large and heavy users. LimbSling is applied by placing it under the limb to be lifted and connecting the strap loops to the sling bar. LimbSling is available in one size.



Art. No.	Product name	Description	Unit
49200006	LimbSling	Polyester, max 300 kg/ 660 lbs	1 Pce



# Size guide for lifting slings.

## Divided leg supports/High back

Art. No.	Product name	Material / Description	SWL	Size	Rec user weight	Sling seat measurement	Sling overall height
40800002	HighBackSling	Polyester	300 kg / 660 lbs	XXS	10-25 kg / 22-55 lbs	20 cm / 8"	77 cm / 30"
40800003	HighBackSling	Polyester	300 kg / 660 lbs	XS	20-35 kg / 44-77 lbs	25 cm / 10"	85 cm / 33"
40800004	HighBackSling	Polyester	300 kg / 660 lbs	S	30-55 kg / 66-122 lbs	35 cm / 14"	91 cm / 36"
40800006	HighBackSling	Polyester	300 kg / 660 lbs	M	50-90 kg / 110-198 lbs	45 cm / 18"	94 cm / 37"
40800007	HighBackSling	Polyester	300 kg / 660 lbs	L	80-110 kg / 176-242 lbs	56 cm / 22"	98 cm / 39"
40800008	HighBackSling	Polyester	300 kg / 660 lbs	XL	110-160 kg / 242-353 lbs	62 cm / 24"	98 cm / 39"
40800009	HighBackSling	Polyester	300 kg / 660 lbs	XXL	130-200 kg / 287-441 lbs	70 cm / 28"	102 cm / 40"
40820002	HighBackSling	Polyester net	300 kg / 660 lbs	XXS	10-25 kg / 22-55 lbs	20 cm / 8"	77 cm / 30"
40820003	HighBackSling	Polyester net	300 kg / 660 lbs	XS	20-35 kg / 44-77 lbs	25 cm / 10"	85 cm / 33"
40820004	HighBackSling	Polyester net	300 kg / 660 lbs	S	30-55 kg / 66-122 lbs	35 cm / 14"	91 cm / 36"
40820006	HighBackSling	Polyester net	300 kg / 660 lbs	M	50-90 kg / 110-198 lbs	45 cm / 18"	94 cm / 37"
40820007	HighBackSling	Polyester net	300 kg / 660 lbs	L	80-110 kg / 176-242 lbs	56 cm / 22"	98 cm / 39"
40820008	HighBackSling	Polyester net	300 kg / 660 lbs	XL	110-160 kg / 242-353 lbs	62 cm / 24"	98 cm / 39"
40820009	HighBackSling	Polyester net	300 kg / 660 lbs	XXL	130-200 kg / 287-441 lbs	70 cm / 28"	102 cm / 40"
40822002	HighBackSling	Polyester net, <i>not reinf.</i>	300 kg / 660 lbs	XXS	10-25 kg / 22-55 lbs	20 cm / 8"	77 cm / 30"
40822003	HighBackSling	Polyester net, <i>not reinf.</i>	300 kg / 660 lbs	XS	20-35 kg / 44-77 lbs	25 cm / 10"	85 cm / 33"
40822004	HighBackSling	Polyester net, <i>not reinf.</i>	300 kg / 660 lbs	S	30-55 kg / 66-122 lbs	35 cm / 14"	91 cm / 36"
40822006	HighBackSling	Polyester net, <i>not reinf.</i>	300 kg / 660 lbs	M	50-90 kg / 110-198 lbs	45 cm / 18"	94 cm / 37"
40822007	HighBackSling	Polyester net, <i>not reinf.</i>	300 kg / 660 lbs	L	80-110 kg / 176-243 lbs	56 cm / 22"	98 cm / 39"
40822008	HighBackSling	Polyester net, <i>not reinf.</i>	300 kg / 660 lbs	XL	110-160 kg / 242-353 lbs	62 cm / 24"	98 cm / 39"
40822009	HighBackSling	Polyester net, <i>not reinf.</i>	300 kg / 660 lbs	XXL	130-200 kg / 287-441 lbs	70 cm / 28"	102 cm / 40"
40852002	HighBackSling	Plastic net	300 kg / 660 lbs	XXS	10-25 kg / 22-55 lbs	20 cm / 8"	77 cm / 30"
40852003	HighBackSling	Plastic net	300 kg / 660 lbs	XS	20-35 kg / 44-77 lbs	25 cm / 10"	85 cm / 33"
40852004	HighBackSling	Plastic net	300 kg / 660 lbs	S	30-55 kg / 66-122 lbs	35 cm / 14"	91 cm / 36"
40852006	HighBackSling	Plastic net	300 kg / 660 lbs	M	50-90 kg / 110-198 lbs	45 cm / 18"	94 cm / 37"
40852007	HighBackSling	Plastic net	300 kg / 660 lbs	L	80-110 kg / 176-242 lbs	56 cm / 22"	98 cm / 39"
40852008	HighBackSling	Plastic net	300 kg / 660 lbs	XL	110-160 kg / 242-353 lbs	62 cm / 24"	98 cm / 39"
40852009	HighBackSling	Plastic net	300 kg / 660 lbs	XXL	130-200 kg / 287-441 lbs	70 cm / 28"	102 cm / 40"
40890004	HighBackSling	Disposable, <i>non-woven</i>	200 kg / 440 lbs	S	30-55 kg / 66-122 lbs	35 cm / 14"	91 cm / 36"
40890006	HighBackSling	Disposable, <i>non-woven</i>	200 kg / 440 lbs	M	50-90 kg / 110-198 lbs	45 cm / 18"	94 cm / 37"
40890007	HighBackSling	Disposable, <i>non-woven</i>	200 kg / 440 lbs	L	80-110 kg / 176-242 lbs	56 cm / 22"	98 cm / 39"
40890008	HighBackSling	Disposable, <i>non-woven</i>	200 kg / 440 lbs	XL	110-160 kg / 242-353 lbs	62 cm / 24"	98 cm / 39"
40890009	HighBackSling	Disposable, <i>non-woven</i>	300 kg / 660 lbs	XXL	150-250 kg / 330-551 lbs	70 cm / 28"	102 cm / 40"
40700002	ShellHBSling	Polyester	300 kg / 660 lbs	XXS	10-30 kg / 22-66 lbs	17 cm / 7"	80 cm / 31"
40700003	ShellHBSling	Polyester	300 kg / 660 lbs	XS	20-35 kg / 44-77 lbs	25 cm / 10"	85 cm / 33"
40700004	ShellHBSling	Polyester	300 kg / 660 lbs	S	30-55 kg / 66-122 lbs	35 cm / 14"	94 cm / 37"
40700006	ShellHBSling	Polyester	300 kg / 660 lbs	M	50-90 kg / 110-198 lbs	40 cm / 16"	97 cm / 38"
40700007	ShellHBSling	Polyester	300 kg / 660 lbs	L	80-120 kg / 176-265 lbs	45 cm / 18"	98 cm / 39"
40700008	ShellHBSling	Polyester	300 kg / 660 lbs	XL	110-160 kg / 242-353 lbs	55 cm / 22"	100 cm / 39"
40700009	ShellHBSling	Polyester	300 kg / 660 lbs	XXL	150-210 kg / 331-463 lbs	65 cm / 26"	100 cm / 39"
42520002	FlexibleSling	Polyester net	300 kg / 660 lbs	XXS	10-30 kg / 22-66 lbs	20 cm / 8"	75 cm / 30"
42520003	FlexibleSling	Polyester net	300 kg / 660 lbs	XS	20-35 kg / 44-77 lbs	25 cm / 10"	81 cm / 32"
42520004	FlexibleSling	Polyester net	300 kg / 660 lbs	S	25-55 kg / 55-121 lbs	35 cm / 14"	90 cm / 35"
42520006	FlexibleSling	Polyester net	300 kg / 660 lbs	M	50-75 kg / 110-165 lbs	45 cm / 18"	102 cm / 40"
42520007	FlexibleSling	Polyester net	300 kg / 660 lbs	L	70-110 kg / 154-242 lbs	55 cm / 22"	102 cm / 40"
42520008	FlexibleSling	Polyester net	300 kg / 660 lbs	XL	100-130 kg / 220-287 lbs	65 cm / 26"	104 cm / 41"
42522002	FlexibleSling	Polyester net, <i>not reinf.</i>	300 kg / 660 lbs	XXS	10-30 kg / 22-66 lbs	20 cm / 8"	75 cm / 30"
42522003	FlexibleSling	Polyester net, <i>not reinf.</i>	300 kg / 660 lbs	XS	20-35 kg / 44-77 lbs	25 cm / 10"	81 cm / 32"
42522004	FlexibleSling	Polyester net, <i>not reinf.</i>	300 kg / 660 lbs	S	25-55 kg / 55-121 lbs	35 cm / 14"	90 cm / 35"
42522006	FlexibleSling	Polyester net, <i>not reinf.</i>	300 kg / 660 lbs	M	50-75 kg / 110-165 lbs	45 cm / 18"	102 cm / 40"
42522007	FlexibleSling	Polyester net, <i>not reinf.</i>	300 kg / 660 lbs	L	70-110 kg / 154-242 lbs	55 cm / 22"	102 cm / 40"
42522008	FlexibleSling	Polyester net, <i>not reinf.</i>	300 kg / 660 lbs	XL	100-130 kg / 220-287 lbs	65 cm / 26"	104 cm / 41"
42800004	AmpHBSling	Polyester	300 kg / 660 lbs	S	35-60 kg / 77-132 lbs	37 cm / 15"	90 cm / 35"
42800006	AmpHBSling	Polyester	300 kg / 660 lbs	M	50-80 kg / 110-176 lbs	45 cm / 18"	97 cm / 38"
42800007	AmpHBSling	Polyester	300 kg / 660 lbs	L	70-110 kg / 154-242 lbs	50 cm / 20"	100 cm / 39"
42800008	AmpHBSling	Polyester	300 kg / 660 lbs	XL	100-130 kg / 220-286 lbs	60 cm / 24"	100 cm / 39"



## Divided leg supports/Shoulder-high back



Art. No.	Product name	Material / Description	SWL	Size	Rec user weight	Sling seat measurement	Sling overall height
40500002	BasicSling	Polyester	300 kg / 660 lbs	XXS	10-25 kg / 22-55 lbs	21 cm / 8"	63 cm / 25"
40500003	BasicSling	Polyester	300 kg / 660 lbs	XS	20-35 kg / 44-77 lbs	27 cm / 11"	65 cm / 26"
40500004	BasicSling	Polyester	300 kg / 660 lbs	S	35-55 kg / 77-121 lbs	37 cm / 15"	77 cm / 30"
40500006	BasicSling	Polyester	300 kg / 660 lbs	M	45-80 kg / 99-176 lbs	50 cm / 20"	89 cm / 35"
40500007	BasicSling	Polyester	300 kg / 660 lbs	L	75-110 kg / 165-242 lbs	60 cm / 24"	95 cm / 37"
40500008	BasicSling	Polyester	300 kg / 660 lbs	XL	100-150 kg / 220-330 lbs	65 cm / 26"	98 cm / 39"
40500009	BasicSling	Polyester	300 kg / 660 lbs	XXL	140-200 kg / 309-441 lbs	75 cm / 30"	98 cm / 39"
40520002	BasicSling	Polyester net	300 kg / 660 lbs	XXS	10-25 kg / 22-55 lbs	21 cm / 8"	63 cm / 25"
40520003	BasicSling	Polyester net	300 kg / 660 lbs	XS	20-35 kg / 44-77 lbs	27 cm / 11"	65 cm / 26"
40520004	BasicSling	Polyester net	300 kg / 660 lbs	S	35-55 kg / 77-121 lbs	37 cm / 15"	77 cm / 30"
40520006	BasicSling	Polyester net	300 kg / 660 lbs	M	45-80 kg / 99-176 lbs	50 cm / 20"	89 cm / 35"
40520007	BasicSling	Polyester net	300 kg / 660 lbs	L	75-110 kg / 165-242 lbs	60 cm / 24"	95 cm / 37"
40520008	BasicSling	Polyester net	300 kg / 660 lbs	XL	100-150 kg / 220-330 lbs	65 cm / 26"	98 cm / 39"
40520009	BasicSling	Polyester net	300 kg / 660 lbs	XXL	140-200 kg / 309-441 lbs	75 cm / 30"	98 cm / 39"
40522002	BasicSling	Polyester net, <i>not reinf.</i>	300 kg / 660 lbs	XXS	10-25 kg / 22-55 lbs	21 cm / 8"	63 cm / 25"
40522003	BasicSling	Polyester net, <i>not reinf.</i>	300 kg / 660 lbs	XS	20-35 kg / 44-77 lbs	27 cm / 11"	65 cm / 26"
40522004	BasicSling	Polyester net, <i>not reinf.</i>	300 kg / 660 lbs	S	35-55 kg / 77-121 lbs	37 cm / 15"	77 cm / 30"
40522006	BasicSling	Polyester net, <i>not reinf.</i>	300 kg / 660 lbs	M	45-80 kg / 99-176 lbs	50 cm / 20"	89 cm / 35"
40522007	BasicSling	Polyester net, <i>not reinf.</i>	300 kg / 660 lbs	L	75-110 kg / 165-242 lbs	60 cm / 24"	95 cm / 37"
40522008	BasicSling	Polyester net, <i>not reinf.</i>	300 kg / 660 lbs	XL	100-150 kg / 220-330 lbs	65 cm / 26"	98 cm / 39"
40522009	BasicSling	Polyester net, <i>not reinf.</i>	300 kg / 660 lbs	XXL	140-200 kg / 309-441 lbs	75 cm / 30"	98 cm / 39"
42700003	AmpSling	Polyester	300 kg / 660 lbs	XS	20-40 kg / 44-88 lbs	27 cm / 11"	85 cm / 33"
42700004	AmpSling	Polyester	300 kg / 660 lbs	S	35-60 kg / 77-133 lbs	37 cm / 15"	90 cm / 35"
42700006	AmpSling	Polyester	300 kg / 660 lbs	M	50-80 kg / 110-176 lbs	45 cm / 18"	97 cm / 38"
42700007	AmpSling	Polyester	300 kg / 660 lbs	L	70-110 kg / 154-242 lbs	50 cm / 20"	100 cm / 39"
42700008	AmpSling	Polyester	300 kg / 660 lbs	XL	100-130 kg / 220-287 lbs	60 cm / 24"	100 cm / 39"
42700009	AmpSling	Polyester	300 kg / 660 lbs	XXL	120-180 kg / 265-397 lbs	70 cm / 28"	100 cm / 39"
42720003	AmpSling	Polyester net	300 kg / 660 lbs	XS	20-40 kg / 44-88 lbs	27 cm / 11"	85 cm / 33"
42720004	AmpSling	Polyester net	300 kg / 660 lbs	S	35-60 kg / 77-133 lbs	37 cm / 15"	90 cm / 35"
42720006	AmpSling	Polyester net	300 kg / 660 lbs	M	50-80 kg / 110-176 lbs	45 cm / 18"	97 cm / 38"
42720007	AmpSling	Polyester net	300 kg / 660 lbs	L	70-110 kg / 154-242 lbs	50 cm / 20"	100 cm / 39"
42720008	AmpSling	Polyester net	300 kg / 660 lbs	XL	100-130 kg / 220-287 lbs	60 cm / 24"	100 cm / 39"
42720009	AmpSling	Polyester net	300 kg / 660 lbs	XXL	120-180 kg / 265-397 lbs	70 cm / 28"	100 cm / 39"



## Divided leg supports/Low back



Art. No.	Product name	Material	SWL	Size	Rec user weight	Sling seat measurement	Sling overall height
40200002	LowBackSling	Polyester	300 kg / 660 lbs	XXS	10-25 kg / 22-55 lbs	21 cm / 8"	60 cm / 24"
40200003	LowBackSling	Polyester	300 kg / 660 lbs	XS	20-35 kg / 44-77 lbs	27 cm / 11"	60 cm / 24"
40200004	LowBackSling	Polyester	300 kg / 660 lbs	S	30-50 kg / 66-110 lbs	37 cm / 15"	77 cm / 30"
40200006	LowBackSling	Polyester	300 kg / 660 lbs	M	45-80 kg / 99-176 lbs	47 cm / 18"	85 cm / 33"
40200007	LowBackSling	Polyester	300 kg / 660 lbs	L	75-110 kg / 165-242 lbs	57 cm / 22"	90 cm / 35"
40200008	LowBackSling	Polyester	300 kg / 660 lbs	XL	100-140 kg / 220-309 lbs	67 cm / 26"	92 cm / 36"
40200009	LowBackSling	Polyester	300 kg / 660 lbs	XXL	130-190 kg / 287-419 lbs	77 cm / 30"	92 cm / 36"
40220002	LowBackSling	Polyester net	300 kg / 660 lbs	XXS	10-25 kg / 22-55 lbs	21 cm / 8"	60 cm / 24"
40220003	LowBackSling	Polyester net	300 kg / 660 lbs	XS	20-35 kg / 44-77 lbs	27 cm / 11"	60 cm / 24"
40220004	LowBackSling	Polyester net	300 kg / 660 lbs	S	30-50 kg / 66-110 lbs	37 cm / 15"	77 cm / 30"
40220006	LowBackSling	Polyester net	300 kg / 660 lbs	M	45-80 kg / 99-176 lbs	47 cm / 18"	85 cm / 33"
40220007	LowBackSling	Polyester net	300 kg / 660 lbs	L	75-110 kg / 165-242 lbs	57 cm / 22"	90 cm / 35"
40220008	LowBackSling	Polyester net	300 kg / 660 lbs	XL	100-140 kg / 220-309 lbs	67 cm / 26"	92 cm / 36"
40220009	LowBackSling	Polyester net	300 kg / 660 lbs	XXL	130-190 kg / 287-419 lbs	77 cm / 30"	92 cm / 36"



### PLEASE NOTE!

To determine the most appropriate model, size and material for the individual user, trial fitting of lifting slings is always essential. The size guide's measurements and recommendations are only intended as an aid to selecting lifting slings.

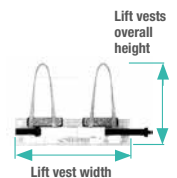
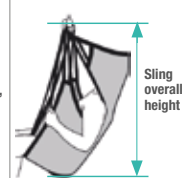
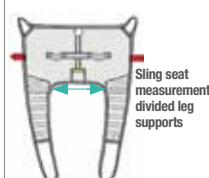
The lifting sling's seat width gives an indication of how wide the user's hips (trochanter width) can be.

The user's trochanter width must be within +/- 10 cm/3.9" of the lifting sling's seat width. The lift vest's width gives an indication of the girth of the user's trunk.

The user's trunk girth must be within +/- 10 cm/3.9" of the lift vest's width.

The lifting sling is too large if the user's seat slides out too far at the lower opening, or if the leg supports slide forward towards the hollows of the user's knees.

The lifting sling is too small if the user's face is too close to the slingbar, if the leg supports chafe at the groin, or if the sling appears to be too tight or feels too tight.



# Lifting

## Undivided leg supports/High and shoulder-high back



Art. No.	Product name	Material	SWL	Size	Rec user weight	Sling seat measurement	Sling overall height
42521003	FlexibleSling, undivided	Polyester net	300 kg / 660 lbs	XS	20-40 kg / 44-88 lbs	75 cm / 30"	80 cm / 31"
42521004	FlexibleSling, undivided	Polyester net	300 kg / 660 lbs	S	30-70 kg / 66-154 lbs	85 cm / 33"	85 cm / 33"
42521006	FlexibleSling, undivided	Polyester net	300 kg / 660 lbs	M	60-90 kg / 132-198 lbs	94 cm / 37"	93 cm / 37"
42521007	FlexibleSling, undivided	Polyester net	300 kg / 660 lbs	L	80-130 kg / 176-287 lbs	105 cm / 41"	96 cm / 38"
42521008	FlexibleSling, undivided	Polyester net	300 kg / 660 lbs	XL	110-180 kg / 242-397 lbs	115 cm / 45"	98 cm / 39"
41522003	ClassicHBSling	Polyester net	300 kg / 660 lbs	XS	20-40 kg / 44-88 lbs	30 cm / 12"	95 cm / 37"
41522004	ClassicHBSling	Polyester net	300 kg / 660 lbs	S	30-60 kg / 66-132 lbs	40 cm / 16"	98 cm / 39"
41522006	ClassicHBSling	Polyester net	300 kg / 660 lbs	M	55-85 kg / 121-187 lbs	48 cm / 19"	106 cm / 42"
41522007	ClassicHBSling	Polyester net	300 kg / 660 lbs	L	80-120 kg / 176-265 lbs	65 cm / 26"	110 cm / 43"
41522008	ClassicHBSling	Polyester net	300 kg / 660 lbs	XL	110-140 kg / 242-309 lbs	80 cm / 31"	115 cm / 45"
41222003	ClassicSling	Polyester net	300 kg / 660 lbs	XS	20-40 kg / 44-88 lbs	30 cm / 12"	80 cm / 31"
41222004	ClassicSling	Polyester net	300 kg / 660 lbs	S	30-60 kg / 66-132 lbs	38 cm / 15"	90 cm / 35"
41222006	ClassicSling	Polyester net	300 kg / 660 lbs	M	55-85 kg / 121-187 lbs	46 cm / 18"	95 cm / 37"
41222007	ClassicSling	Polyester net	300 kg / 660 lbs	L	80-120 kg / 176-265 lbs	63 cm / 25"	98 cm / 38"
41222008	ClassicSling	Polyester net	300 kg / 660 lbs	XL	110-140 kg / 242-309 lbs	80 cm / 31"	100 cm / 39"
47001010	BariSling	Polyester	570 kg / 1250 lbs	XXXL	200-350 kg / 441-771 lbs	-	-
47001011	BariSling	Polyester	570 kg / 1250 lbs	XXXXL	250-570 kg / 551-1257 lbs	-	-

## To and from toilet/High and shoulder-high back



Art. No.	Product name	Material	SWL	Size	Rec user weight	Sling seat measurement	Sling overall height
43704002	HygieneHBSling	Polyester	300 kg / 660 lbs	XXS	10-30 kg / 22-66 lbs	25 cm / 10"	92 cm / 36"
43704003	HygieneHBSling	Polyester	300 kg / 660 lbs	XS	25-45 kg / 55-99 lbs	28 cm / 11"	92 cm / 36"
43704004	HygieneHBSling	Polyester	300 kg / 660 lbs	S	40-60 kg / 88-132 lbs	30 cm / 12"	96 cm / 38"
43704006	HygieneHBSling	Polyester	300 kg / 660 lbs	M	55-80 kg / 121-176 lbs	35 cm / 14"	102 cm / 40"
43704007	HygieneHBSling	Polyester	300 kg / 660 lbs	L	75-110 kg / 165-242 lbs	41 cm / 16"	102 cm / 40"
43704008	HygieneHBSling	Polyester	300 kg / 660 lbs	XL	90-130 kg / 198-287 lbs	46 cm / 18"	104 cm / 41"
43704009	HygieneHBSling	Polyester	300 kg / 660 lbs	XXL	120-170 kg / 265-376 lbs	60 cm / 24"	104 cm / 41"
42521403	FlexibleSling, undivided*	Polyester net	300 kg / 660 lbs	XS	20-40 kg / 44-88 lbs	75 cm / 30"	80 cm / 31"
42521404	FlexibleSling, undivided*	Polyester net	300 kg / 660 lbs	S	30-70 kg / 66-154 lbs	85 cm / 33"	85 cm / 33"
42521406	FlexibleSling, undivided*	Polyester net	300 kg / 660 lbs	M	60-90 kg / 132-198 lbs	94 cm / 37"	93 cm / 37"
42521407	FlexibleSling, undivided*	Polyester net	300 kg / 660 lbs	L	80-130 kg / 176-287 lbs	105 cm / 41"	96 cm / 38"
42521408	FlexibleSling, undivided*	Polyester net	300 kg / 660 lbs	XL	110-180 kg / 242-397 lbs	115 cm / 45"	98 cm / 38"

\*) with commode opening

## To and from toilet/Low back



Art. No.	Product name	Material / Description	SWL	Size	Rec user weight	Sling seat measurement	Sling overall height
43504002	HygieneSling	Polyester, with belt	300 kg / 660 lbs	XXS	10-30 kg / 22-66 lbs	25 cm / 10"	50 cm / 20"
43504003	HygieneSling	Polyester, with belt	300 kg / 660 lbs	XS	25-45 kg / 55-99 lbs	35 cm / 14"	65 cm / 26"
43504004	HygieneSling	Polyester, with belt	300 kg / 660 lbs	S	40-60 kg / 88-132 lbs	48 cm / 19"	75 cm / 30"
43504006	HygieneSling	Polyester, with belt	300 kg / 660 lbs	M	55-85 kg / 121-187 lbs	55 cm / 22"	87 cm / 35"
43504007	HygieneSling	Polyester, with belt	300 kg / 660 lbs	L	75-100 kg / 165-220 lbs	60 cm / 24"	93 cm / 37"
43504008	HygieneSling	Polyester, with belt	300 kg / 660 lbs	XL	90-130 kg / 198-287 lbs	80 cm / 31"	95 cm / 37"
43504009	HygieneSling	Polyester, with belt	300 kg / 660 lbs	XXL	120-170 kg / 265-376 lbs	90 cm / 35"	95 cm / 37"
43904003	HygieneSling	Polyester, extra back support	300 kg / 660 lbs	XS	25-45 kg / 55-99 lbs	35 cm / 14"	65 cm / 26"
43904004	HygieneSling	Polyester, extra back support	300 kg / 660 lbs	S	40-60 kg / 88-132 lbs	48 cm / 19"	75 cm / 30"
43904006	HygieneSling	Polyester, extra back support	300 kg / 660 lbs	M	55-85 kg / 121-187 lbs	55 cm / 22"	87 cm / 35"
43904007	HygieneSling	Polyester, extra back support	300 kg / 660 lbs	L	75-100 kg / 165-220 lbs	60 cm / 24"	93 cm / 37"
43904008	HygieneSling	Polyester, extra back support	300 kg / 660 lbs	XL	90-130 kg / 198-287 lbs	80 cm / 31"	95 cm / 37"
43804002	HygieneLBSling	Polyester	300 kg / 660 lbs	XXS	10-30 kg / 22-66 lbs	25 cm / 10"	92 cm / 36"
43804003	HygieneLBSling	Polyester	300 kg / 660 lbs	XS	25-45 kg / 55-99 lbs	28 cm / 11"	92 cm / 36"
43804004	HygieneLBSling	Polyester	300 kg / 660 lbs	S	40-60 kg / 88-132 lbs	30 cm / 12"	96 cm / 38"
43804006	HygieneLBSling	Polyester	300 kg / 660 lbs	M	55-80 kg / 121-176 lbs	35 cm / 14"	102 cm / 40"
43804007	HygieneLBSling	Polyester	300 kg / 660 lbs	L	75-110 kg / 165-242 lbs	41 cm / 16"	102 cm / 40"
43804008	HygieneLBSling	Polyester	300 kg / 660 lbs	XL	90-130 kg / 198-287 lbs	46 cm / 18"	104 cm / 41"
43804009	HygieneLBSling	Polyester	300 kg / 660 lbs	XXL	120-170 kg / 265-376 lbs	60 cm / 24"	104 cm / 41"

## Horizontal lifting/Turning



Art. No.	Product name	Material / Description	SWL	Size	Rec user weight	Lenght	Width
46502007	StretcherSling	Polyester	300 kg / 660 lbs	one size	50-200 kg / 110-441 lbs	180 cm / 71"	86 cm / 34"
46592007	StretcherSling	Disposable, non-woven	300 kg / 660 lbs	one size	50-200 kg / 110-441 lbs	180 cm / 71"	86 cm / 34"
47522007	SafeHandlingSheet	Polyester net	300 kg / 660 lbs	L	50-300 kg / 110-661 lbs	240 cm / 94"	115 cm / 45"
47542007	SafeHandlingSheet	Polyester net/WL4W	300 kg / 660 lbs	L	50-300 kg / 110-661 lbs	240 cm / 94"	115 cm / 45"
47502008	SafeHandlingSheet	Polyester	400 kg / 900 lbs	XL	50-400 kg / 110-881 lbs	240 cm / 94"	115 cm / 45"
47502009	SafeHandlingSheet	Polyester, reinforced	570 kg / 1250 lbs	XXL	50-570 kg / 110-1257 lbs	240 cm / 94"	130 cm / 51"
547810	PositioningSling	Disposable, non-woven, polyester	454 kg / 1000 lbs	one size	50-400 kg / 110-661 lbs	198 cm / 78"	132 cm / 52"

## Rising/Standing with MiniLift



Art. No.	Product name	Material / Description	SWL	Size	Rec user weight	Lift vest width
45500003	ThoraxSling	Polyester	300 kg / 660 lbs	XS	20-50 kg / 44-110 lbs	85 cm / 33"
45500004	ThoraxSling	Polyester	300 kg / 660 lbs	S	30-60 kg / 66-132 lbs	94 cm / 37"
45500006	ThoraxSling	Polyester	300 kg / 660 lbs	M	50-80 kg / 110-176 lbs	104 cm / 41"
45500007	ThoraxSling	Polyester	300 kg / 660 lbs	L	70-110 kg / 154-242 lbs	124 cm / 49"
45500008	ThoraxSling	Polyester	300 kg / 660 lbs	XL	100-150 kg / 220-330 lbs	146 cm / 57"
45500009	ThoraxSling	Polyester	300 kg / 660 lbs	XXL	140-200 kg / 309-441 lbs	170 cm / 67"



45550004	ThoraxSling	Wipeable	205 kg / 450 lbs	S	30-60 kg / 66-132 lbs	94 cm / 37"
45550006	ThoraxSling	Wipeable	205 kg / 450 lbs	M	50-80 kg / 110-176 lbs	104 cm / 41"
45550007	ThoraxSling	Wipeable	205 kg / 450 lbs	L	70-110 kg / 154-242 lbs	124 cm / 49"
45550008	ThoraxSling	Wipeable	205 kg / 450 lbs	XL	100-150 kg / 220-330 lbs	146 cm / 57"
45550009	ThoraxSling	Wipeable	205 kg / 450 lbs	XXL	140-200 kg / 309-441 lbs	170 cm / 67"
45600004	ThoraxSling	Polyester, with seat support	300 kg / 660 lbs	S	30-60 kg / 66-132 lbs	94 cm / 37"
45600006	ThoraxSling	Polyester, with seat support	300 kg / 660 lbs	M	50-80 kg / 110-176 lbs	104 cm / 41"
45600007	ThoraxSling	Polyester, with seat support	300 kg / 660 lbs	L	70-110 kg / 154-242 lbs	124 cm / 49"
45600008	ThoraxSling	Polyester, with seat support	300 kg / 660 lbs	XL	100-150 kg / 220-330 lbs	146 cm / 57"

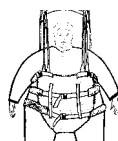
## Standing/Walking



Art. No.	Product name	Material	SWL	Size	Rec user weight	Lift vest width	Lift vest overall height
44503003	StandingVest	Polyester	300 kg / 660 lbs	XS	15-40 kg / 33-88 lbs	82 cm / 32"	68 cm / 27"
44503004	StandingVest	Polyester	300 kg / 660 lbs	S	20-50 kg / 44-110 lbs	96 cm / 38"	73 cm / 29"
44503006	StandingVest	Polyester	300 kg / 660 lbs	M	40-60 kg / 88-132 lbs	110 cm / 43"	73 cm / 29"
44503007	StandingVest	Polyester	300 kg / 660 lbs	L	50-80 kg / 110-176 lbs	122 cm / 48"	73 cm / 29"
44503008	StandingVest	Polyester	300 kg / 660 lbs	XL	70-100 kg / 154-220 lbs	130 cm / 51"	73 cm / 29"



44200002	WalkingVest	Polyester	300 kg / 660 lbs	XXS	15-40 kg / 33-88 lbs	60 cm / 24"	67 cm / 26"
44200003	WalkingVest	Polyester	300 kg / 660 lbs	XS	25-50 kg / 55-110 lbs	70 cm / 28"	68 cm / 27"
44200004	WalkingVest	Polyester	300 kg / 660 lbs	S	40-60 kg / 88-132 lbs	82 cm / 32"	68 cm / 27"
44200006	WalkingVest	Polyester	300 kg / 660 lbs	M	55-80 kg / 121-176 lbs	96 cm / 38"	73 cm / 29"
44200007	WalkingVest	Polyester	300 kg / 660 lbs	L	75-100 kg / 165-220 lbs	110 cm / 43"	73 cm / 29"
44200008	WalkingVest	Polyester	300 kg / 660 lbs	XL	90-110 kg / 198-242 lbs	122 cm / 48"	73 cm / 29"
44200009	WalkingVest	Polyester	300 kg / 660 lbs	XXL	100-130 kg / 220-287 lbs	142 cm / 56"	75 cm / 30"



47103010	BariVest	Polyester	570 kg / 1250 lbs	XXXL	180-300 kg / 397-661 lbs	190-280 cm / 75-110"	-
47103011	BariVest	Polyester	570 kg / 1250 lbs	XXXXL	250-570 kg / 551-1257 lbs	230-310 cm / 91-122"	-

## Lifting slings

### Accessories



### AdjustmentLoop

AdjustmentLoop is an extension strap, mainly used to extend the sling's lift straps to the desired length; e.g., to enable a more recumbent position or a more upright seated position, or to achieve better balance, for example, for users with hemiplegia.

AdjustmentLoop is available in two lengths, both for max 300 kg/ 660 lbs.



Art. No.	Product name	Description	Unit
49182006	AdjustmentLoop	18 cm/ 7.1", provides an extension of about 12 cm/ 4.7"	1 Pair
49182007	AdjustmentLoop	28 cm/ 11", provides an extension of about 22 cm/ 8.7"	1 Pair



### HeadSupport

HeadSupport is an accessory for lifting slings without head support.

HeadSupport is placed around the user's head and then connected to the sling bar hooks to provide extra support for the head. HeadSupport has three alternative loops on both sides to enable choice of the most appropriate length. We recommend analysis of different sling models to determine the need for a sling that provides head support. Max weight: 300 kg/ 660 lbs.



Art. No.	Product name	Description	Unit
49302000	HeadSupport	Polyester, one size	1 Pce



### SoftLegSupport

Pressure-sensitive users sometimes need extra soft leg supports. SoftLegSupports are padded covers that can be applied to the leg sections of slings with divided leg supports. SoftLegSupports are sold in pairs and are easy for the caregiver to apply.

Art. No.	Product name	Description	Unit
49373003	SoftLegSupport	X-Small	1 Pair
49373006	SoftLegSupport	Small/Medium	1 Pair
49373007	SoftLegSupport	Large/X-Large	1 Pair





## StrapsPadding

StrapsPadding are padded strap covers which can be used as extra padding on the lift straps of a lifting sling to alleviate pressure for users who experience discomfort. StrapsPadding can be placed in many different ways to increase the comfort, for example for users with a strongly leaning seated position and/or uncontrolled movements. They are fastened with velcro and are very easy to fit, move or remove for cleaning. StrapsPadding can be used as an accessory for all lifting slings with divided leg supports.



Art. No.	Product name	Description	Unit
49373300	StrapsPadding	Padded lift strap covers	2 Pcs



## NameTag

NameTag is a marking label which is easily attached to, removed from and moved between products. It is securely fastened and can be washed at up to 90° C/ 194°F.

Art. No.	Product name	Description	Unit
49700001	NameTag	Textile marking label with woven text	10 Pcs



## LoopTag

LoopTag is an accessory for lifting slings. It is used for easy and temporary marking of the lifting sling loops that should be used for a specific user. LoopTag is only available in orange and is supplied in packages of four pieces.

Art. No.	Product name	Description	Unit
49982000	LoopTag	Accessory for lifting slings	4 Pcs

# Safety information for transfer and lifting aids.



## Visual inspection

Ensure that the materials and the seams are not damaged. Verify that the materials are not worn or faded.



## Mechanical load or stress

Apply pressure to buckles and handles and verify that they will not open or break under heavy loads.



## Stability test

Carefully bend the board to verify that it is both elastic and firm and rigid.



## Friction test

Low friction - Ensure that the surface is smooth and slides effortlessly. Compare with a new product.

High friction - Ensure that the surface is rough and prevents the transfer aid from moving. Compare with a new product.

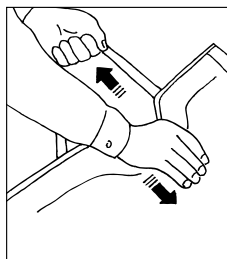
## Make sure your transfer aid is in perfect working order!

Transfer aids get older too. Conduct regular checks to ensure that they are safe and in perfect working order! An aid that does not meet the required demands must be removed from service immediately.

### Aids with handles and straps



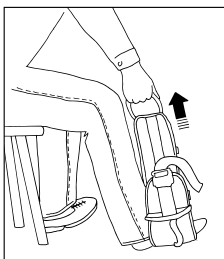
Check safety!



### Aids with buckles



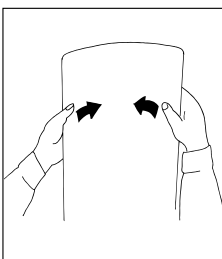
Check safety!



### Aids with a stiff core



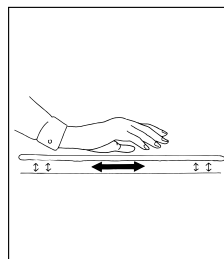
Check safety!



### Aids with low or high friction



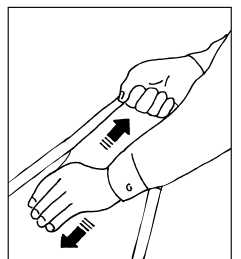
Check safety!



### Aids with loops



Check safety!



### More information

Please visit our website to download all documentation and to read more about the function and maintenance of our products. On our website, you can also find video clips and instructions on how to use the products.

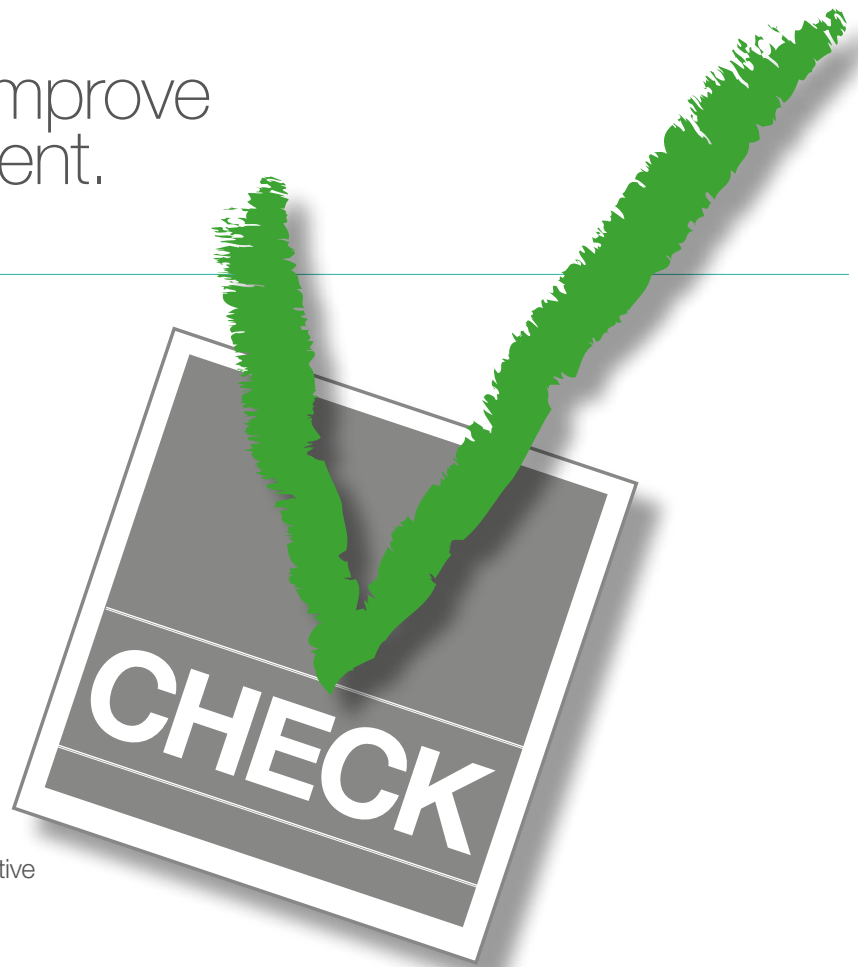
We strongly recommend that the User Manual is read and understood before operating the equipment.

**Direct Healthcare Group**

Advancing Movement & Health®

[www.directhealthcaregroup.com](http://www.directhealthcaregroup.com)

# We can help you improve the work environment.



## CHECK

Check is Direct Healthcare Group's tool for systematic work environment management through mapping, evaluation and quality assurance of working methods, training and assistive devices for user transfers. It is also a part of Direct Healthcare Group's unique easy transfer concept.

### Map and evaluate your transfers and identify the risk situations

Check is a tool designed to facilitate a thorough review and evaluation of the operations with regards to user transfers. The purpose of this is to quality assure working methods as well as the availability of relevant training and transfer-assistive devices in order to improve the work environment, to promote good ergonomics and to ensure a high quality of care. It is also an opportunity for the working unit to reduce costs for load injuries and pressure sores.

Check provides information on how user transfers are performed today, which assistive devices are used, what knowledge the caregivers possess in this respect and how difficult the transfers are perceived by the caregivers. Based on the results of your own mapping and evaluation, you will be able to identify and assess the risk situations occurring in your workplace but also to establish an action plan with appropriate improvement measures.

The risk assessment can, ideally, be made in cooperation with a physiotherapist, an occupational therapist, a nurse, a client transfer instructor or an occupational healthcare professional. Don't forget to also evaluate the outcome of your efforts by performing a new Check after a suitable period of time. Regular follow-ups are strongly recommended and why not make it a good habit to always perform a Check whenever the routines are changed, when there is a mishap, or if someone indicates the occurrence of risky user transfers.

### The responsibility of management

In certain countries, legislation exists in which the responsibility of management in this area is clearly expressed. But cooperation between employer and employee is a must for a functioning work environment management. Check is a support for systematic work environment management. With Check, meeting legal requirements on performance and documentation of risk assessments and action plans is much facilitated.



#### **Check the Workplace**

*A tool for mapping, evaluation and creation of an overview of the situation at the workplace. The purpose of Check the Workplace is to improve the work environment with regards to user transfers.*

## More information

Please contact your local Direct Healthcare Group partner. We can also provide support in performing a Check survey for your workplace, assistance in analyzing the results, and preparing an equipment proposal tailored for your workplace. All contact details can be found on our website; [www.directhealthcaregroup.com](http://www.directhealthcaregroup.com).



## SystemRoMedic™

### More than 30 years in the service of simplicity

System RoMedic's unique easy transfer concept is the market's widest and most complete range of clever, easy-to-use and safe assistive devices for all types of patient transfers and manual handling requirements.

The philosophy behind the concept is focused on the prevention and reduction of occupational injuries while allowing users to experience a greater sense of independence and dignity. Through a unique combination of training and a complete range of efficient transfer aids, we offer improvement of both work environment and quality of care and, at the same time, achieves significant cost savings.

### Designed and produced by Direct Healthcare Group

For more than 30 years, Direct Healthcare Group has offered simple solutions for great results, and an easier everyday life for both users and personnel in the care sector.

***Direct Healthcare Group offers solutions and support to increase the independence of disabled or elderly people as well as to improve the convenience of those who are caring for them.***

Torshamnsgatan 35,  
164 40 Kista, Sweden  
Tel: +46 (0)8-557 62 200  
Fax: +46 (0)8-557 62 299  
[www.directhealthcaregroup.com](http://www.directhealthcaregroup.com)  
[info.se@directhealthcaregroup.com](mailto:info.se@directhealthcaregroup.com)

82 First Avenue  
Pensnett Estate, Kingswinford  
West Midlands  
DY6 7FJ  
United Kingdom  
Tel: +44 (0)1384-408700  
Fax: +44 (0)1384-405755  
[www.directhealthcaregroup.com](http://www.directhealthcaregroup.com)  
[enquiries@directhealthcaregroup.com](mailto:enquiries@directhealthcaregroup.com)

Weteringweg 9,  
2641 KM Pijnacker,  
The Netherlands  
Tel: +31 (0)15 369 54 40  
Fax: +31 (0)15 369 71 64  
[www.directhealthcaregroup.com](http://www.directhealthcaregroup.com)  
[info.LS@directhealthcaregroup.com](mailto:info.LS@directhealthcaregroup.com)

10888 Metro Court  
St. Louis, MO 63043  
United States  
Tel: +1 314.692.9135  
Fax: +1 314.692.7858  
Toll Free: 1.866.891.6502  
[www.directhealthcaregroup.com](http://www.directhealthcaregroup.com)  
[sales.us@directhealthcaregroup.com](mailto:sales.us@directhealthcaregroup.com)

**Direct Healthcare  
Group**

Advancing Movement & Health®