

SystemRoMedic™

Lifting Slings



**Direct Healthcare
Group**

Advancing Movement & Health®

For us,
it's always
about
people.



The challenge and the simple solution

Every day, care staff find themselves in situations where they are pressed for time, short of personnel and lacking knowledge and access to simple and functional assistive devices. Inadequate budgets in combination with the ambition and desire to provide a high standard of care contribute to the occurrence of various load injuries. The result is increased staff absenteeism and escalating costs. Putting an end to this negative spiral can be difficult.

The transfer-assistive devices in the range are based on simplicity, logical thinking, ergonomic principles and design with the user and caregiver in focus. Simplicity is the key.

Attention to the basic principles results in user-friendly solutions. And, in fact, it is the simple, time-saving devices that actually get used.

Activating the user

The more strength and functional capacity the user has, the more he is able to participate in his own transfer or repositioning. And the more active the user is, the easier the transfer will be for

the caregiver. The transfer-assistive devices help the caregiver to activate the user while stimulating a natural movement pattern. In addition to strengthening the user's muscles, this also contributes to the user's sense of independence. In this way, we can improve the quality of life for the user while at the same time making the caregiver's job easier and safer. The fact that both parties collaborate actively also strengthens the relationship between user and caregiver.

When nothing else will do

Relying on the use of lifts too early in the care process can make a user passive and cause impaired muscle performance and joint mobility. Even though our philosophy is, and always has been, to activate the user, making use of his ability, we are aware that simple, manual transfer-assistive devices are sometimes just not enough. In many transfer situations, lifting the user is the only alternative. And when lifting must be performed, the first alternative is always mechanical lifting, since this minimizes strain on the caregiver and provides a feeling of security for the user.

Direct Healthcare Group has a complete solution for all types of transfer needs; from the simplest to the most complex scenarios, and from the lightest to the heaviest. The concept encompasses assistive devices for four categories of transfer situations.

- **Transfer:** assistive devices for transferring users between two locations
- **Positioning:** assistive devices for repositioning of users within the same location
- **Support:** assistive devices for mobility support; e.g., during sit-to-stand or gait training
- **Lifting:** assistive devices for manual and mechanical lifting of users

Through a combination of education, training and a complete range of efficient transfer aids, Direct Healthcare Group offers improvement both in the work environment and in the quality and, at the same time, achieves significant cost savings.

We have a complete range of lifts and accessories.

For us, it's always about people - not machines. In any given lifting situation, the user's needs always dictate the choice of lifting solution. And Direct Healthcare Group offers plenty of choices.

Direct Healthcare Group's lifting solutions are the right choice when you want to:

- create optimal working conditions and prevent musculo-skeletal injuries and accidents in connection with patient transfers.
- have a solution that is easy for the caregiver to use.
- provide the best possible quality of care while giving the user a sense of security, control and dignity.

Stationary lift systems

A stationary lifting solution, consisting of a lift unit mounted either on a ceiling rail system or on a freestanding rail system, is an ergonomically ideal alternative that eliminates the need for manual lifting and allows the caregiver to always choose the optimal working stance in connection with lifting. Furthermore, the lift system is always in place, it requires a minimum of floor space and it is very easy to manoeuvre. Another advantage is that the system provides a large lifting area and the possibility of both low and very high lifting.

Direct Healthcare Group offers stationary lift systems both for permanent installation on the ceiling and/or on the walls, and as portable, freestanding lift stands. We also have a wide selection of ceiling lift units for all situations, settings and users.

Mobile lifts

Mobile lifts are patient lifts that are easy to move between different locations and rooms. Mobile lifts offer a very flexible and versatile alternative and a great solution for lifting needs, when the exact




MilkyWay – a complete rail system with unlimited possibilities.



Castor provides safe and flexible lifting solutions for all settings.



RiseAtlas ceiling lift units are always in place.



RiseBasic - available in two versions.



Eva - aluminium lifts in several models.

location of lifting needs is not known beforehand, or where it is just not possible to install a ceiling lift system. Direct Healthcare Group offers several models with different lifting capacities and many different functions. We have mobile lifts for all situations, settings and users.

Lifting slings and accessories

Direct Healthcare Group has products including a wide range of functional and comfortable, high-quality lifting slings that are adapted for all types of lifting and for users with different needs.

The lifting slings are available in several materials and in sizes ranging from XXS to XXL. There are also special lifting sling models in XXXL and XXXXL for extremely large and heavy users. All of our lifting slings can be used in combination with Direct Healthcare Group mobile lifts and ceiling lift systems, but they may also be used with lifts from other manufacturers.

For more information on combinations, please consult your local Direct Healthcare Group representative.

Naturally, Direct Healthcare Group also offers sling bars and many other clever and practical lifting accessories which may be needed to perform safe, individually adapted and comfortable lifts in all of the most common transfer situations.



MiniLift200 provides a unique sit-to-stand experience.



Vega505EE - unique design with many advantages.



Most important of all.

The mechanics, performance and technical features of patient lifts are often impressive. However, in any situation, the lifting sling and sling bar are every bit as important for both safety and comfort. Much like a car, the shiny chrome details on the exterior say nothing about what it feels like to ride in the vehicle.



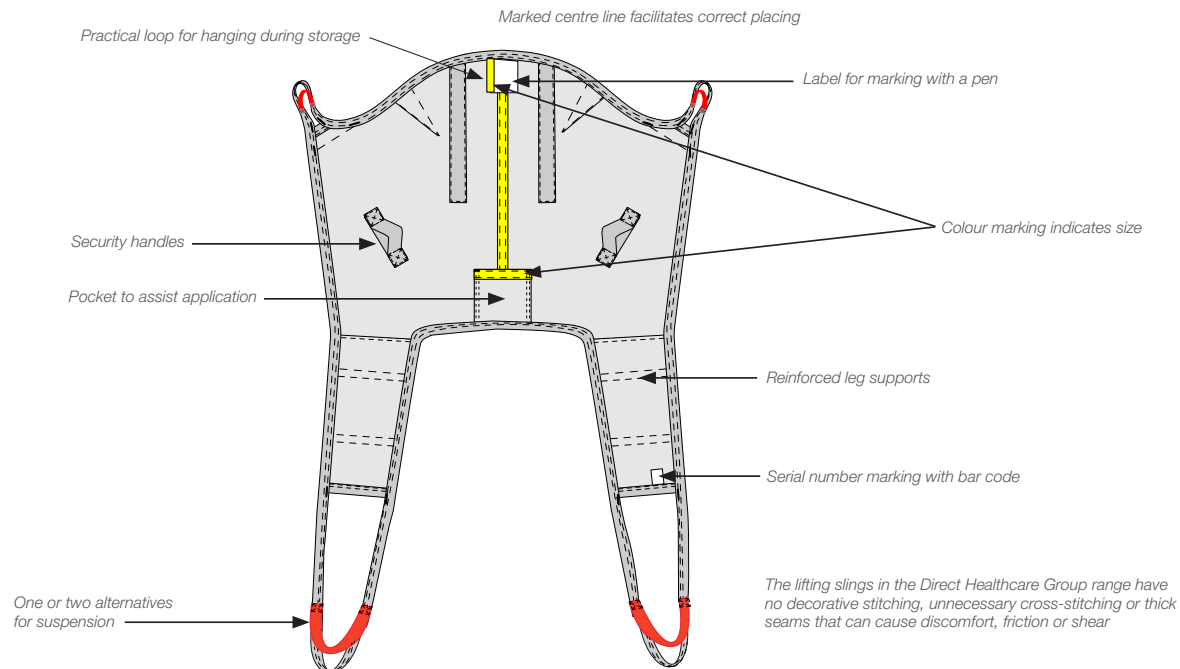


Simplicity is comfort.

The lifting sling's design and material decide which types of patient lifting are appropriate. For many of the most common lifts, for example, seated lifts between bed and chair, certain models and materials are better suited, while situations such as horizontal lifting, toileting, showering and bathing require something completely different. Common features, however, are that the lifting sling must always be simple, easy to use and durable. We love easy transfers, and when developing lifting slings and other accessories for patient lifts, we always aim at finding the best materials and the simplest solutions, for both users and caregivers. Our close contact with users and caregivers also contributes to making our products so simple and easy to use, as well as safe and comfortable.

Small details make a big difference

All lifting slings in the Direct Healthcare Group range have a safe and carefully considered design. They are characterized by exceptionally good fit and functionality, as well as many practical, but no unnecessary, features. All details on the lifting slings are placed precisely where they provide the most benefit, without being in the way for either the user or the caregiver.



Quality ensures safety and good economy

Quality is a keyword that describes all Direct Healthcare Group assistive devices, and our lifting slings are no exception. They are made to last, and to carry heavy loads for a long, long time.

- Durable fabrics with maximum service life
- Strong seams, reinforced in strategic places
- Strong edging for better wear
- All belts and fasteners are strong, safe and easy to adjust
- Fabrics that are easy to care for and withstand laundering at high temperatures
- Disposable material for short-term use prevents the spread of infectious diseases

Don't hesitate to put our lifting slings to a rigorous test from time to time to ensure that they are still in good condition!

Functional testing and periodic inspection

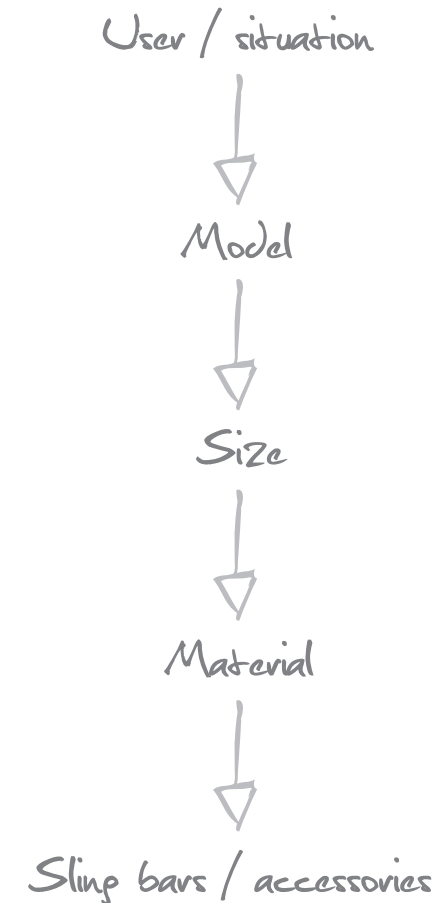
On our website, www.directhealthcaregroup.com, you'll find more information on functional testing of our assistive devices. There is also an aid to periodic inspection that helps you with quality assurance and documentation of functional testing and safety assessments of our lifting slings.

The art of choosing.

Several factors contribute in various ways to determining which lifting sling is right in each individual case. Starting with the user, his ability and need for support, but also based on the type of transfer to be performed, the model is selected first, then the size and, after that, the material. Finally, the sling bar and any accessories that may be needed for optimal lifting are chosen. The aim, of course, is to maximize safety and comfort, but by choosing the right model we can also activate the user, even in different lifting situations.

Trial fitting protocol

When you have found the right model, Direct Healthcare Group has a guide that both facilitates and quality-assures the choice of material, size, sling bar, accessories and placement of leg supports. The trial fitting protocol, which can be downloaded free of charge from our website, www.directhealthcaregroup.com, is also a means of documenting the decisions and recommendations that apply to each individual user.




Different models for different situations.

Direct Healthcare Group offers solutions for all different transfer situations and for all users. Each of our lifting sling models is designed and produced for optimal functionality, both for the user and the caregiver, for one or a few specific situations.

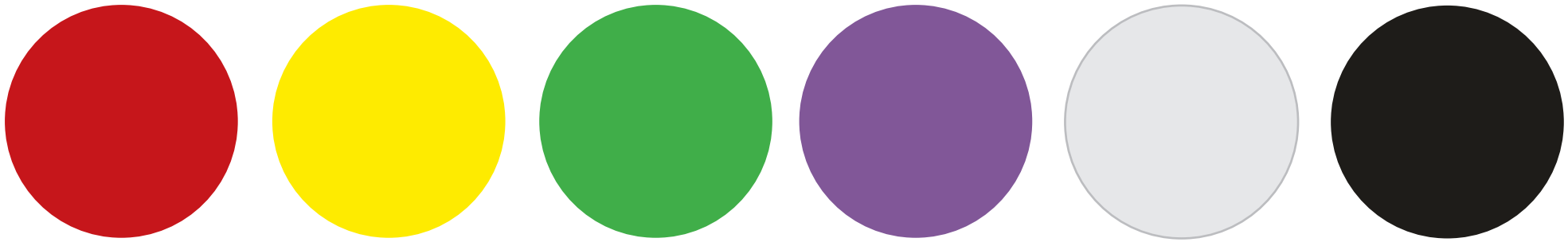
Some models and materials work best for seated transfers, for example, between bed and chair, while others are adapted for situations such as lifting from the recumbent position, for hygiene, bathing or showering. The table to the right, shows which models are most suitable in different situations.

		Situations												
		Supine transfer	Turning in bed	Higher up in bed	Up from the floor	Support for gait training	Standing training	From bed to wheelchair	From bed to commode	From wheelchair to toilet	Rising - sitting down	Positioning in chair		
Lifting slings		Page												
Seated lifting, divided leg supports	HighBackSling	25			■			■				■		
	ShellHBSling	26			■			■				■		
	FlexibleSling	27			■			■				■		
	HygieneHBSling	32						■	■			■		
	AmpHBSling	28			■			■				■		
	BasicSling	21						■				■		
	AmpSling	22						■				■		
	LowBackSling	20						■				■		
	HygieneSling	31							■	■				
Seated lifting, undivided leg supports	HygieneLBSling	31							■	■		■		
	FlexibleSling, undivided	30						■				■		
	ClassicHBSling	29						■				■		
	ClassicSling	23						■				■		
	ClassicSling, commode	32						■	■	■		■		
	FlexibleSling, hygiene	33						■	■	■		■		
Horizontal lifting/ Turning	BariSling	24						■						
	StretcherSling	33	■		■	■								
Rising/ Standing/ Walking	SafeHandlingSheet	34	■	■	■	■								
	ThoraxSling	35					■	■	■	■	■	■		
	StandingVest	36					■				■			
	WalkingVest	36, 37					■	■			■			
	BariVest	37					■	■			■			

Size is everything.



*Well-established colour coding system
We use an international colour coding system, with different colours for different sizes, to facilitate choice of size.
The colour marking is affixed to the lifting sling in the form of a coloured ribbon that also functions as a loop that can be used to hang up the sling. This allows you to find the right size at a glance.*



Direct Healthcare Group's lifting slings are available in sizes ranging from XXS to XXL. The smallest sizes fit children and small adults, and the largest sizes fit large and, often, overweight users. The three sizes in the middle of the scale, S, M and L, fit most normal-sized adults. We also have special lifting sling models in XXXL and XXXXL for extremely large and heavy users.

At the back of this brochure is a size guide with measurements for the different sizes of all our lifting slings. A more detailed overview, with article numbers and measurements for all sling models in all materials, is featured on our website.

Trial fitting is a must

The size guide measurements and recommendations are only intended as an aid to selecting lifting slings.

For a transfer with a stationary or mobile lift to be as safe and comfortable as possible, it is very important that the lifting sling is the right size and that the model is appropriate for the particular user and lifting situation.

To determine which model, size and material are most suitable for the individual user, individual trial fitting is always necessary.

The lifting sling is too large:

- if the user's seat slides out too much in the lower opening
- if the leg supports slide forward towards the hollows of the user's knees

The lifting sling is too small:

- if the user's face is too close to the sling bar
- if the leg supports chafe at the groin
- if the lifting sling looks or feels too tight

Four functional materials.

Direct Healthcare Group's lifting slings are made of one or several of four different fabrics, each with different features and advantages. The most common material is a durable polyester, but we also use an airy polyester net, a plastic net for lifting in connection with bathing, and a strong, safe and very practical disposable material.

Regardless of which material you choose, you always get a lifting sling that is soft and pliable, yet strong and durable.

All Direct Healthcare Group lifting slings, except for those in dis-

posable material, have the same strong and pliable polyester bands in all loops and handles, in suspension loops and as reinforcement in strategic places.

The various lifting sling models and their materials are presented in the product descriptions given on pages 20 through 38 in this brochure.

All information on how to care for the materials to ensure maximal service life is given on the product label on each lifting sling, as well as on our website.



Durable, easy-to-care-for polyester

Direct Healthcare Group's lifting slings in polyester are comfortable, durable and easy to maintain. Polyester is a strong and durable material. It is also very pliable and has low friction, which makes the lifting sling easy to apply and remove, as well as soft and comfortable for the user.

The lifting slings have a repellent surface, but when they need to be laundered, they withstand high temperatures, which contributes to good hygiene.



Flexible, airy polyester net

Polyester net makes the lifting slings flexible, pliable and airy, which gives pain-sensitive users and users with special needs better comfort without jeopardizing safety or practical features.

Direct Healthcare Group's polyester net is soft and pliable, allowing both air and moisture to pass through the mesh. It is a tough, easy-to-maintain material that withstands high laundry temperatures and can be left under the user between transfers.



Plastic net in connection with bathing

Direct Healthcare Group has one standard model that is suitable for most users. The model is available in plastic net suitable for wet environments and for bathing. The material is soft and pliable and, therefore, comfortable for the user. It is also very easy to care for, non-absorbent, withstands high laundry temperatures and can be disinfected with rubbing alcohol after use. The fabric dries quickly making it comfortable for the user.



Disposable material for optimal hygiene

Direct Healthcare Group also has lifting slings for short-term use. These are made of a sturdy, durable non-woven material. Instead of laundering, these lifting slings are discarded after use, when they become soiled or when the user no longer needs them. This prevents the spread of multi-resistant and other types of infectious bacteria. Disposable material is a very practical solution which also enables optimal hygiene and safety.

Our lifting slings give more.



Choosing should be easy!

We know that choosing the right lifting sling can sometimes seem complicated. And the more models, sizes and materials you have to choose from, the more complicated it seems to choose.

Direct Healthcare Group offers a full range of lifting slings for all lifting situations and users. Even so, to facilitate choice, we have restricted the number of models. We have also developed an aid, Direct Healthcare Group's SupportScale, which rates our lifting slings for seated lifting in four categories based on which type of functionality they give the user.

More activation

The lower the back of the lifting sling, the better the user can participate and be activated. Lifting slings with divided leg supports also allow the user to participate more during application and removal of the lifting sling.

More support

The higher the back of the lifting sling, the more the user is supported. Lifting slings with undivided leg supports also provide more support and are better suited to the user's functional ability and status, for example, in the case of very poor muscular tonus, sensitivity to pain and other factors that can make lifting problematic.



Activate the user, even in lifting situations

Direct Healthcare Group both presupposes and fosters interaction between user and care-giver. What is good for one is good for the other. Our philosophy is that the user should always participate in the transfer to the best of his or her ability. It's a matter of using the available strength in the best way; of not subjecting the caregiver to excessive strain, while making use of the user's functional ability, even in a lifting situation. Based on the user's need for support, his mobility and ability to participate, The Direct Healthcare Group SupportScale can show which lifting sling models enable the greatest degree of safety and security without doing what he, himself, is able to do.

SupportScale	Divided leg supports	Undivided leg supports
Low back	+	++
Shoulder-high back	++	+++
High back	+++	++++

The user's functional level and status determine the need for support and other lifting sling functions and, thereby, also the choice of lifting sling model. Ratings from 1+ (more activation) to 4++++ (more support) show which functions different Direct Healthcare Group lifting slings for seated lifting give the user.

Low back

Provides less support and allows greater possibility for activation. For users with good head stability, good torso stability and adequate muscular tonus.

Shoulder-high back

Provides more support and enables a certain degree of activation. For users with good head stability, reduced torso stability and a degree of muscular tonus.

High back

Provides a lot of support, even for the head. For users with poor stability and muscular tonus.

Divided leg supports

Easier application in the seated position. Easy to remove after lifting is completed. Allows the user to participate during application and removal.

Undivided leg supports

Left under the user after lifting is completed. Ideal for immobile, spastic, pain-sensitive and/or dementia users.



LowBackSling, page 20



For toileting

HygieneSling, page 31



BasicSling, page 21



For toileting

HygieneLBSling, page 31



AmpSling, page 22



ClassicSling, page 23



For toileting

HygieneHBSling, page 32



BariSling, page 24



ClassicSling, with commode opening, page 32



HighBackSling, page 25



ShellHBSling, page 26



FlexibleSling, page 27



AmpHBSling, page 28



ClassicHBSling, page 29



FlexibleSling, undivided, page 30



For toileting

FlexibleSling, undivided,
with hygiene opening, page 33



LowBackSling



Standard model for more active users.

LowBackSling is designed for use in most common lifting situations and when the user has torso stability.

- Divided leg supports; easy for the caregiver to apply and remove, the user does not sit on the lifting sling
- Low back; the user is supported from the tailbone up to the armpits and under the legs
- Upright seated posture
- Standard model, suits most users with torso stability
- Pocket at lower edge for easier application
- SWL 300 kg/660 lbs.

Accessories: AdjustmentLoop, HeadSupport, SoftLegSupport, StrapsPadding, NameTag

Material / Size





BasicSling




Standard model for users with good head stability.

BasicSling is designed for use in most common lifting situations and when the patient has poor torso stability but good head stability.

- Divided leg supports; easy for the caregiver to apply and remove, the user does not sit on the lifting sling
- Shoulder-high back; the user is supported from the tailbone up to the shoulders and under the legs
- Upright seated posture
- Standard model, suits most users with good head stability
- BasicSling in polyester net is available with or without reinforced leg supports
- Pocket at lower edge for easier application
- SWL 300 kg/660 lbs.

Accessories: AdjustmentLoop, HeadSupport, SoftLegSupport, StrapsPadding, NameTag

Material / Size



Polyester



Polyester net



AmpSling




For users with high leg amputations.

AmpSling is designed for use in most common lifting situations, even when a lifting sling without divided leg supports would have been preferable, for example, when lifting patients with double, high leg amputations.

- Divided leg supports; easy for the caregiver to apply and remove, the user does not sit on the lifting sling
- Smaller opening; also suits users with high leg amputations
- Shoulder-high back; the user is supported from the tailbone up to the shoulders and under the legs
- Upright seated posture
- Pocket at lower edge for easier application
- SWL 300 kg/660 lbs.

Accessories: AdjustmentLoop, HeadSupport, SoftLegSupport, StrapsPadding, NameTag

Material / Size



Polyester



Polyester net



ClassicSling

Gentle support for users with good head stability.

ClassicSling enables a safe and comfortable seated position and gives the user a sense of security. ClassicSling is designed for use in most common lifting situations and is even suitable for users with high leg amputations.

- Undivided leg supports; left in the chair under the user after completed transfer
- Shoulder-high back; the user is supported from the hollows of the knees up to the shoulders and under the legs
- Upright seated posture
- Particularly suitable for users with painful joints
- SWL 300 kg/660 lbs.

ClassicSling is also available with commode opening, see page 32.

Accessories: AdjustmentLoop, HeadSupport, NameTag

Material / Size



BariSling



BariTurn. 360° turning trolley for two ceiling lift units.


For extremely large and heavy users - over 200 kg/440 lbs.

BariSling is a lifting sling that is designed for lifting users weighing 200 kg/440lbs or more. It can be used in combination with both mobile and stationary lifts, with a four-point sling bar or with BariTurn. BariSling has six suspension points; two loops at the back and four below, under the legs, to distribute pressure safely and comfortably.

- Undivided leg supports; left in the chair under the user after completed transfer
- Shoulder-high back; the user is supported from the hollows of the knees up to the shoulders and under the legs
- Slightly reclined seated posture
- Special model for extremely large and heavy users (over 200 kg/440 lbs)
- SWL 570 kg/1250 lbs

Accessories: SoftLegSupport, StrapsPadding, NameTag

Material / Size





HighBackSling

Standard model for users who need a lot of support.

HighBackSling is designed for use in most common lifting situations and when the user needs extra head support. HighBackSling can also be used for lifting from a recumbent position on the floor.

- Divided leg supports; easy for the caregiver to apply and remove, the user does not sit on the lifting sling
- High back; the user is supported from the tailbone up over the head and under the legs
- Slightly reclined seated posture
- Standard model, suits most users
- Removable plastic stays give the head support extra stability
- HighBackSling in polyester net is available with or without reinforced leg supports
- Pocket at lower edge for easier application
- SWL 300 kg/660 lbs (disposable material: SWL 200 kg/440 lbs)

Accessories: AdjustmentLoop, SoftLegSupport, StrapsPadding, NameTag

Material / Size



Polyester



Polyester net



Plastic net



Disposable material



ShellHBSling



Unique bowl shape with adjustable head support.

ShellHBSling is designed for use in most common lifting situations and when the user needs extra head support. ShellHBSling can also be used for lifting from a recumbent position on the floor. The bowl-shaped sling follows the shape of the body and enables an upright seated posture that is easily regulated with the help of alternative lift loops. The adjustable head support gives each user perfect support for the head.

- Divided leg supports; easy for the caregiver to apply and remove, the user does not sit on the lifting sling
- High back; the user is supported from the tailbone up over the head and under the legs
- An upright seated posture can be regulated via two alternative lift loops at the back and on the leg supports
- ShellHBSling is bowl-shaped and provides superb, adjustable support for the head
- Pocket at lower edge for easier application
- SWL 300 kg/660 lbs

Accessories: AdjustmentLoop, SoftLegSupport, StrapsPadding, NameTag

Material / Size





FlexibleSling

Pliable support for users with differing postural needs.

FlexibleSling is a sling that meets the need for a lot of support and, in a flexible way, follows the contours of the body and gives the user a sense of security.

FlexibleSling is designed for use in most common lifting situations, especially for users with postural needs and users who need extra head support. FlexibleSling can also be used for lifting from a recumbent position on the floor.

FlexibleSling is also available with undivided leg supports (see page 29) and with undivided leg supports and commode opening (see page 31).

- Divided leg supports; easy for the caregiver to apply and remove, the user does not sit on the lifting sling
- High back; the user is supported from the tailbone up over the head and under the legs
- Slightly reclined seated posture
- Made of airy polyester net and can therefore be left in a wheelchair, moulded seat or similar after completed transfer
- Follows the shape of the body
- Particularly suitable for users in moulded seats
- FlexibleSling with divided leg supports is available with or without reinforced leg supports
- SWL 300 kg/660 lbs

Accessories: AdjustmentLoop, SoftLegSupport, StrapsPadding, NameTag

Material / Size



AmpHBSling



For users with high leg amputations and who need a lot of support.

AmpHBSling is designed for use in most common lifting situations, e.g. for sitting transfers between bed and wheelchair, even when a lifting sling without divided leg supports would have been preferable, for example, when lifting patients with double, high leg amputations. The high back ensures that the user is supported from the tailbone up over the head and under the legs.

AmpHBSling is available in several sizes, all for users weighing max 300 kg/ 660 lbs.

- Divided leg supports; easy for the caregiver to apply and remove, the user does not sit on the lifting sling
- Smaller opening; also suits users with high leg amputations
- High back; the user is supported from the tailbone up over the head and under the legs
- Upright seated posture
- Pocket at lower edge for easier application
- SWL 300 kg/660 lbs

Accessories: AdjustmentLoop, SoftLegSupport, StrapsPadding, NameTag, LoopTag, SlingBelt

Material / Size





ClassicHBSling

Gentle for users who need a lot of support.


For users who need extra support for the head, ClassicHBSling enables a safe and comfortable seated position and gives the user a sense of security.

ClassicHBSling is designed for use in most common lifting situations and is even suitable for users with high leg amputations.

- Undivided leg supports; left in the chair under the user after completed transfer
- High back; the user is supported all the way from the hollows of the knees up over the head
- Upright seated posture
- For users who need extra support for the head
- Particularly suitable for users with painful joints
- SWL 300 kg/660 lbs

Accessories: AdjustmentLoop, NameTag

Material / Size



FlexibleSling, undivided



Gentle and flexible, with maximum support.

FlexibleSling, undivided, is a lifting sling that meets the need for a lot of support and, in a flexible way, follows the contours of the body and gives the user a sense of security. FlexibleSling, undivided, is designed for use in most common lifting situations, especially for users with postural needs and users who need extra head support.

FlexibleSling is also available with divided leg supports (see page 27) and with undivided leg supports and commode opening (see page 31).


- Undivided leg supports; left in the chair, moulded seat or similar under the user after completed transfer
- High back; the user is supported from the tailbone up over the head and under the legs
- Slightly reclined seated posture
- Follows the shape of the body
- For users who need extra support for the head
- Particularly suitable for users with postural needs, painful joints and/or leg amputations
- SWL 300 kg/660 lbs

Accessories: AdjustmentLoop, NameTag

Material / Size



HygieneSling



Three versions for more active users.

HygieneSling is a lifting sling that is easy to apply and makes it easier for the caregiver to dress/undress the user in connection with toileting. HygieneSling, which is designed for users with adequate muscular tonus, is available in three versions; with or without a belt, or with a belt and extra back support.



- Divided leg supports; easy for the caregiver to apply and remove, the user does not sit on the lifting sling
- Low back; the user is supported behind the back, up to the armpits and under the legs
- Slightly reclined seated posture
- The user must have adequate muscular tonus
- HygieneSling is available in three versions; with or without a belt, and with a belt and extra back support.
- SWL 300 kg/660 lbs

Accessories: AdjustmentLoop, HeadSupport, SoftLegSupport, StrapsPadding, NameTag

Pictured: HygieneSling with belt and extra back support.

Material / Size

Polyester, with belt
Polyester, without belt



Polyester, with belt and extra back support



HygieneLBSling



Extra support for users with good head and torso stability.

HygieneLBSling is a lifting sling that is easy to apply and makes it easier for the caregiver to dress/undress the user in connection with toileting. HygieneLBSling is designed for users with good head and torso stability and adequate muscular tonus.



- Divided leg supports; easy for the caregiver to apply and remove, the user does not sit on the lifting sling
- Low back; the user is supported behind the back, up to the armpits, around the upper body and under the legs
- Upright seated posture
- For users with good head and torso stability and adequate muscular tonus
- A belt with fastener gives the user an added sense of safety and security
- SWL 300 kg/660 lbs

Accessories: AdjustmentLoop, HeadSupport, SoftLegSupport, StrapsPadding, NameTag

Material / Size

Polyester



ClassicSling

with commode opening

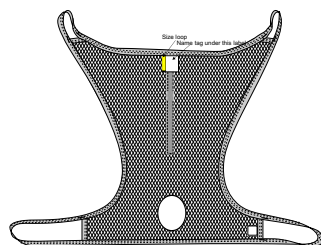


Gentle support for users with good head stability.

This version is designed to facilitate lifting in connection with toileting, especially for users with differing postural needs and who need extra head support. ClassicSling enables a safe and comfortable seated position and gives the user a sense of security. ClassicSling is designed for use in most common lifting situations and is even suitable for users with high leg amputations.

- Undivided leg supports; left in the chair under the user after completed transfer
- Shoulder-high back; the user is supported from the hollows of the knees up to the shoulders and under the legs
- Upright seated posture
- Particularly suitable for users with painful joints
- SWL 300 kg/660 lbs.

Accessories: AdjustmentLoop, SoftLegSupport, StrapsPadding, NameTag



Material / Size



HygieneHBSling



For users who need a lot of support.

HygieneHBSling is a lifting sling that is easy to apply and makes it easier for the caregiver to dress/undress the user in connection with toileting. HygieneHBSling is designed for users who need a lot of extra support, even for the head.

- Divided leg supports; easy for the caregiver to apply and remove, the user does not sit on the lifting sling
- High back; the user is supported behind the back, up behind the head, around the upper body and under the legs
- Upright seated posture
- For users who need a lot of extra support, even for the head, and have a degree of muscular tonus
- A belt with fastener gives the user an added sense of safety and security
- SWL 300 kg/660 lbs


Accessories: AdjustmentLoop, SoftLegSupport, StrapsPadding, NameTag



Material / Size



FlexibleSling, undivided, with commode opening



Comfortable and flexible, with maximum support.

FlexibleSling, undivided, with hygiene opening, is a lifting sling that meets the need for a lot of support and, in a flexible way, follows the contours of the body and gives the user a sense of security. FlexibleSling, undivided, with commode opening, is designed to facilitate lifting in connection with toileting, especially for users with differing postural needs and who need extra head support.

FlexibleSling is also available with divided leg supports (see page 27) and with undivided leg supports but without commode opening (see page 29).

- Undivided leg supports; left in the chair, moulded seat or similar under the user after completed transfer
- Hygiene opening
- High back; the user is supported from the tailbone up over the head and under the legs
- Slightly reclined seated posture
- Follows the shape of the body
- For users who need extra support for the head
- Particularly suitable for users with differing postural needs, painful joints and/or leg amputations
- SWL 300 kg/660 lbs

Accessories: AdjustmentLoop, NameTag

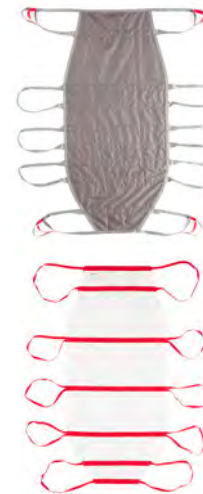



Material / Size

Polyester net
● ● ● ● ●



StretcherSling



For horizontal lifting with StretcherBar.

StretcherSling is a lifting sling that is used in combination with mobile lifts or stationary lift systems and Direct Healthcare Group's StretcherBar, a specially designed sling bar for horizontal lifting and transferring users in a lying position. StretcherSling has ten suspension points; five on either side of the user, giving the user evenly distributed support under the entire body.

- Easy for the caregiver to apply and remove
- Gives the user an added sense of security
- Five lift straps on both sides of the lifting sling
- StretcherSling is available in two different materials and in one size
- SWL 300 kg/660 lbs

Accessories: AdjustmentLoop, NameTag

Material / Size

Polyester
One size,
SWL 300 kg/660 lbs

Disposable material
One size,
SWL 300 kg/660 lbs



SafeHandlingSheet

For horizontal lifting and positioning with a two-point sling bar.

SafeHandlingSheet is a sheet that is used for horizontal lifting or for positioning a user in bed without subjecting the caregiver to unnecessary strain. SafeHandlingSheet is used in combination with mobile lifts or stationary lift systems and a two-point sling bar.

SafeHandlingSheet has sixteen lift straps, eight on either side of the user, with three alternative lift loops each, which enables optimal adaptation to the user and transfer situation.

The lift loops are connected to the sling bar and when the user has been positioned, the lift straps are simply tucked under the mattress or placed in the pockets at the sides of the sheet.

- Eight lift straps, each with three alternative lift loops on either side of the sheet
- Lift loops are colour-coded for safe and easy application
- Pockets for practical storage of lift straps
- Positioning handles at the sides for easy, manual positioning
- SafeHandlingSheet is available in different materials and sizes to suit different patients and situations

Accessories: AdjustmentLoop (SWL 300 kg/660 lbs), NameTag



PositioningSling

PositioningSling, disposable, is available in one model and material and is sold in a 10-pack. It is made of a soft and durable polyester material. Instead of laundering, the disposable lifting sling is discarded after use, when it becomes soiled or when the user no longer needs it. This prevents the spread of multi-resistant and other types of infectious bacteria. PositioningSling, disposable, is a lifting sling for short-term use and for users weighing up to max 450 kg/1000 lbs.

Material / Size

Polyester net
SWL 300 kg/660 lbs

Polyester net/WendyLett4Way*
SWL 300 kg/660 lbs

Polyester
SWL 400 kg/900 lbs

Polyester, reinforced
SWL 570 kg/1250 lbs

Disposable material
PositioningSling, one size,
SWL 450 kg/1000 lbs



*) WendyLett4Way is Direct Healthcare Group's unique sliding drawsheet. Here, we have used the same comfortable, durable and functional material to allow SafeHandlingSheet to slide freely in four directions, without friction or shearing and with minimal effort. Read more about our WendyLett series at www.directhealthcaregroup.com.

ThoraxSling

For sit-to-stand and standing training in combination with MiniLift200 and MiniLift125.

ThoraxSling is a specially adapted sit-to-stand vest that is used in combination with Direct Healthcare Group's sit-to-stand lifts MiniLift200 and MiniLift125. It is easy for the caregiver to apply, while giving the user an added sense of security during rising and gait training. ThoraxSling also facilitates toileting.

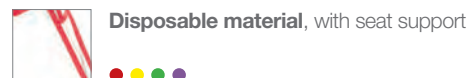
- Easy for the caregiver to apply
- Very comfortable and gives the user an added sense of security
- Facilitates toileting
- Does not ride up under the arms
- Alternative lift loops enable an upright posture, regardless the user's height
- Armholders for hemiplegic users (not on ThoraxSling in disposable material)
- ThoraxSling is available in two models; one which provides support behind the back and one that also gives support under the seat
- SWL 300 kg/660 lbs (disposable material: SWL 200 kg/440 lbs)

Accessories: NameTag



Together with MiniLift, ThoraxSling provides a very gentle and pleasant sit-to-stand experience. The movement of the lift arm is designed so that the pulling motion ends comfortably in the lower back, which prevents the vest from riding up under the arms.

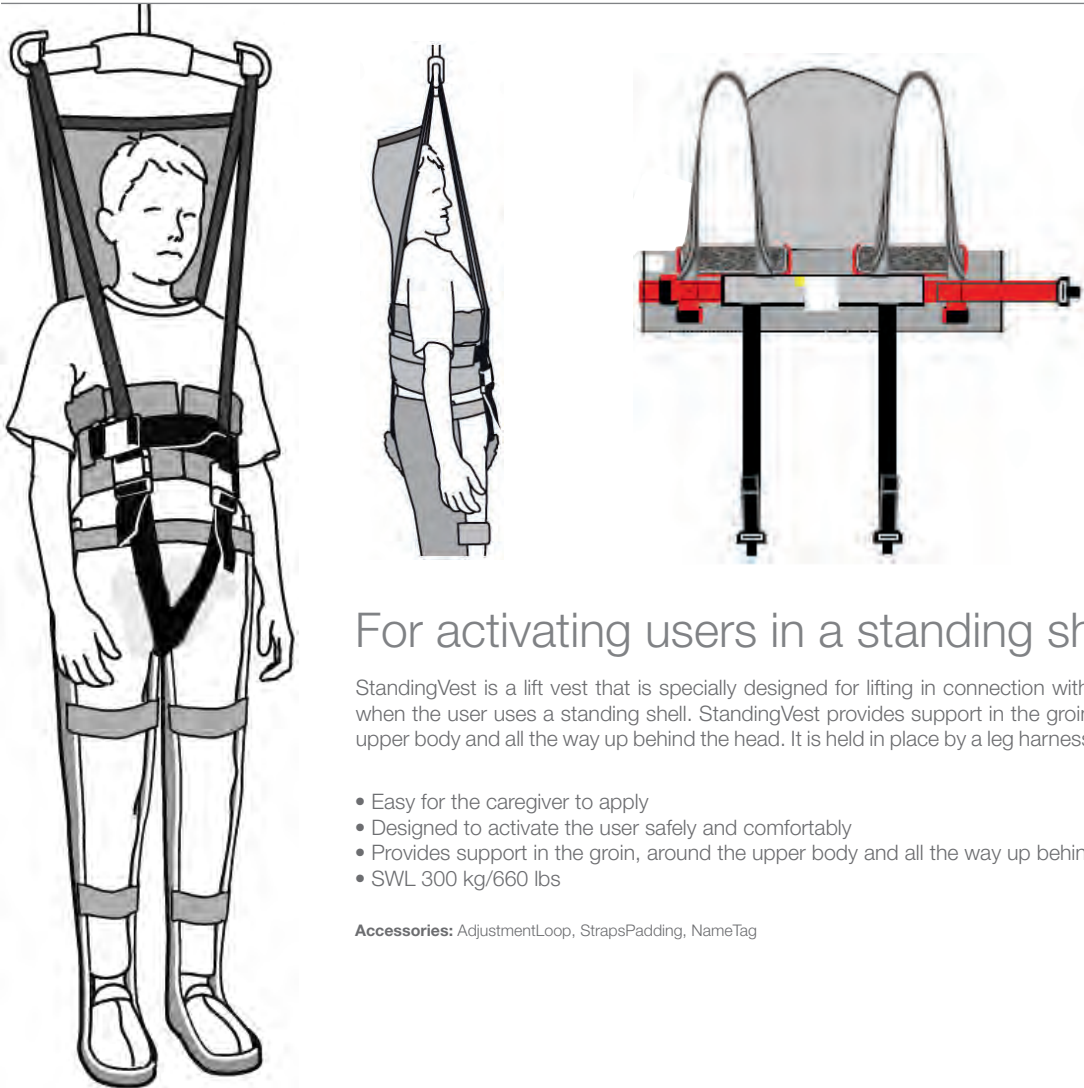
Material / Size



ThoraxSling, with seat support.



StandingVest




For activating users in a standing shell.

StandingVest is a lift vest that is specially designed for lifting in connection with gait training when the user uses a standing shell. StandingVest provides support in the groin, around the upper body and all the way up behind the head. It is held in place by a leg harness at the groin.

- Easy for the caregiver to apply
- Designed to activate the user safely and comfortably
- Provides support in the groin, around the upper body and all the way up behind the head
- SWL 300 kg/660 lbs

Accessories: AdjustmentLoop, StrapsPadding, NameTag


Material / Size



WalkingVest



Material / Size



For gait training in combination with a mobile or stationary lift.


WalkingVest is a vest designed for rising and gait training with the help of a stationary or mobile lift. WalkingVest provides support at the groin and is kept in place with a padded leg harness.

- Easy for the caregiver to apply
- Designed for greater safety and security during gait training
- Provides good support in the groin and around the upper body
- SWL 300 kg/660 lbs

Accessories: AdjustmentLoop, StrapsPadding, NameTag



BariVest




For activating extremely large and heavy users.

BariVest is a vest that is designed for rising, standing training and gait training with users weighing 180 kg/ 397 lbs or more. It can be used in combination with both mobile and stationary lifts, with a four-point sling bar or with BariTurn. BariVest consists of a back section, a front section and a narrower section in the middle to enable a comfortable fit in the groin. It has two sling bar loops, both front and back, as well as belts at three levels.

- Easy for the caregiver to apply
- Designed for greater safety and security during raising, standing training and gait training
- Provides good support in the groin and around the upper body
- Special model for extremely large and heavy users (over 180 kg/397 lbs)
- SWL 570 kg/1250 lbs

Accessories: NameTag, BariVest cover, protective cover for the middle section of BariVest

Material / Size

 Polyester
● and XXXXL



LimbSling



For easy lifting of an arm or a leg.


LimbSling is designed to comfortably and conveniently assist lifting of a user's leg or arm, for example, to gain better access for treatment and dressing sores. LimbSling is very practical for large and heavy users. LimbSling is applied by placing it under the limb to be lifted and connecting the strap loops to the sling bar. LimbSling is available in one size and two different materials.

- Simplifies e.g., treatment or dressing sores
- Very practical for large and heavy patients
- Also available in disposable material for maximum hygiene and safety
- SWL 300 kg/660 lbs (disposable material: SWL 150 kg/330 lbs)

Accessories: AdjustmentLoop, NameTag



LimbSling in disposable material.



LimbSling in polyester.

Material / Size

Polyester, one size,
SWL 300 kg/660 lbs



Disposable material, one size,
SWL 150 kg/330 lbs

Accessories for lifting slings



AdjustmentLoop

AdjustmentLoop is an extension strap, mainly used to extend the lifting sling's lift straps to the desired length; e.g., to enable a more recumbent position or a more upright seated position, or to achieve better balance, for example, for users with hemiplegia.

AdjustmentLoop is available in two lengths, both for max 300 kg/660 lbs.



HeadSupport

HeadSupport is an accessory for lifting slings without head support. HeadSupport is placed around the user's head, and then connected to the sling bar hooks to provide extra support for the head. HeadSupport has three alternative loops on both sides to enable choice of the most appropriate length.

We recommend analysis of different lifting sling models to determine the need for a lifting sling that provides head support. HeadSupport is available in one size for max 300 kg/660 lbs.



SoftLegSupport

Pressure-sensitive users sometimes need extra soft leg supports.

SoftLegSupports are padded covers that can be applied to the leg sections of lifting slings with divided leg supports. SoftLegSupports are sold in pairs and are easy for the caregiver to apply.



StrapsPadding

StrapsPadding are tubular padding cases that are used to give the lift straps on a lifting sling an extra covering of soft, outer material when the user is sensitive to pressure. StrapsPadding are also available in wipeable material. StrapsPadding can be applied in a variety of ways for improved comfort, for example, for user with leaning seated postures and/or spasticity.

StrapsPadding can be used as an accessory with all lifting slings with divided leg supports. They are secured with velcro strips and are very easy to apply, readjust or remove for laundering.



NameTag

NameTag is a textile tag that is easy to attach, remove or move between products. NameTag can be used to label all lifting slings, belts and other assistive devices and accessories.

The tag is securely fastened and can be washed at up to 90°C/194°F.



LoopTag

LoopTag is an accessory for lifting slings. It is used for easy and temporary marking of the lifting sling loops that should be used for a specific user.

LoopTag is only available in orange and is supplied in packages of four pieces.

Application according to Direct Healthcare Group

Simplicity is one of the most important fundamental principles behind Direct Healthcare Group's products. Activating the user and encouraging the user to use his or her natural patterns of movement are two others. By utilizing the user's own strength and capability in lifting situations, we can perform easy, safe and gentle transfers while helping to improve the user's muscle tone, sense of independence, control and dignity.

Simple, convenient application of slings

The user's functional ability and need for support determine the choice of lifting sling model, but also the choice of application and removal technique. There are several well-proven and commonly used methods for applying and removing slings. We have documented these methods in the user manual for each individual lifting sling model. However, to make transfers even easier and, above all, to activate the user as much as possible, we have also developed a number of Direct Healthcare Group-methods.

By combining small, simple and effective assistive devices from other product groups in the Direct Healthcare Group range with aids for mechanical lifting, we are able to create many different, individualized solutions for all types of users and for all situations. Here, we present a few examples. Naturally, our talented product specialists and representatives will be pleased to show you more.

Contact us for more information or to book a presentation or training session. Find out how to contact us at www.directhealthcaregroup.com.

For active users



Placement of lifting slings with divided leg supports



When seated in a chair or wheelchair

The user uses ReTurn or the headboard to support himself as he leans forward. The caregiver holds the lifting sling with one hand and, with the other hand in the application pocket at the lower edge of the lifting sling, guides it down, preferably, to the user's tailbone.



From a recumbent position in bed

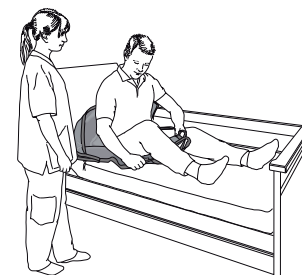
With the aid of FlexiGrip, a user lying in bed can sit up and lean forward from the underlying surface. The caregiver is then able to simply position the lifting sling on the underlying surface behind the user's back. The centre line of the lifting sling should be aligned with the user's spine.

Placement of leg supports



When seated in a chair or wheelchair

The caregiver pulls the leg supports forward along the outside of the thighs, ensuring that they are equally long on both sides. The user can then place the leg supports under his legs.



From a recumbent position in bed

A user seated in bed can also help to place the leg supports. The caregiver ensures that the user has adequate side support, so that he does not lose his balance and fall from the bed.



ReTurn 7500i

Use what strength there is

ReTurn stimulates the natural pattern of movement during rising while at the same time strengthening the muscles and functional ability. For the caregiver, ReTurn also enables a safe transfer without the need for heavy lifting.



FlexiGrip

Trains both stomach and arm muscles

FlexiGrip is a simple, effective assistive device for rising that is mounted on the footboard of the bed and is used by the user to gradually rise from a recumbent to a seated position.

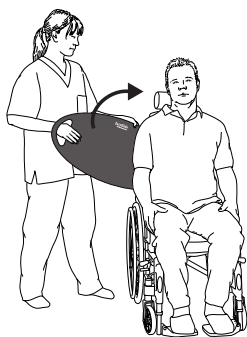
EasyGlide

For horizontal transfers

EasyGlide is a thin, pliable sliding board for horizontal transfers and for repositioning higher up in bed. EasyGlide can also be used to assist placement of a lifting sling in both the recumbent and seated positions.



Placement of lifting slings with divided leg supports

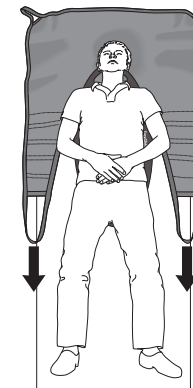



Seated in a chair or wheelchair

The caregiver places two EasyGlides, one on top of the other, between the small of the user's back and the wheelchair, and then rotates them upwards until they cover the user's back.

The caregiver then places the lifting sling between the sliding boards, and pulls the sling (which slides between the sliding boards) all the way down to the user's tailbone. The sliding boards are removed before the leg supports are applied.

Placement of lifting slings with divided or undivided leg supports



From a recumbent position in bed, on an examination table or the floor

The caregiver places two EasyGlides under the small of the user's back and at right angles to the spine.

The sliding boards are rotated upwards, in under the user's neck, until they are positioned under the user and aligned with the spine.

The lifting sling is placed with the tag facing the underlying surface. The lifting sling is pulled downward, between the sliding boards, all the way down to the user's tailbone.


Ensure that the lifting sling is positioned centrally under the user before the sliding boards are removed and the leg supports are applied.

Placement of leg supports



Seated in a chair or wheelchair

With FootStool under the user's feet, the legs are raised and friction under the thighs is reduced. This enables simpler, more convenient application of the leg supports.



From a recumbent position in bed

The caregiver places a ReadySlide under the user's thighs to reduce friction. The leg supports are then guided under the thighs, between the ReadySlide and the underlying surface, and pulled out from the other side, between the user's legs.



FootStool

Raises the user's knees

FootStool is used to raise the user's knees to enable safer, simpler seated transfers.

It is also a practical aid that provides support under the feet during toilet-ing or when repositioning the user farther back in a chair or wheelchair. There is a cover available for FootStool.



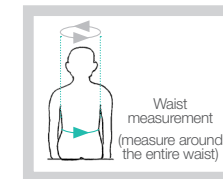
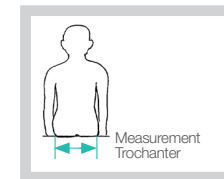
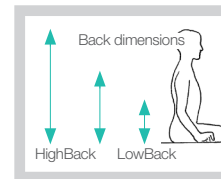
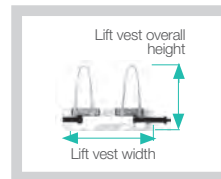
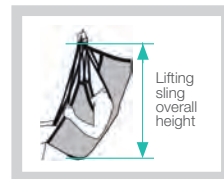
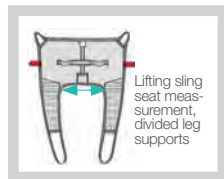
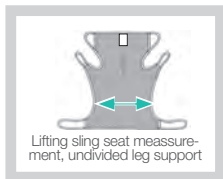
ReadySlide

A thin and pliable sliding mat

ReadySlide is a very easy-to-use sliding mat that is available in several sizes and can be used to facilitate various types of horizontal transfers, repositioning in a seated position or application of lifting slings in a seated position.

Size guide for lifting slings








- To determine the most appropriate model, size and material for the individual user, trial fitting of lifting slings is always essential.
- The size guide's measurements and recommendations are only intended as an aid to selecting lifting slings.
- The lifting sling's seat width gives an indication of how wide the user's hips (trochanter width) can be. The user's trochanter width must be within +/- 5 cm / 2" of the lifting sling's seat width.
- The lifting sling is too large if the user's seat slides out too far at the lower opening, or if the leg supports slide forward towards the hollows of the user's knees.
- The lifting sling is too small if the user's face is too close to the slingbar, if the leg supports chafe at the groin, or if the sling appears to be too tight or feels too tight.







Divided leg supports / High back

Art. No.	Product name	Material / Description	SWL	Size	Rec user weight	Sling seat measurement	Sling overall height
40800002	HighBackSling	polyester	300 kg / 660 lbs	XXS	10-25 kg / 22-55 lbs	20 cm / 8"	77 cm / 30"
40800003	HighBackSling	polyester	300 kg / 660 lbs	XS	20-35 kg / 44-77 lbs	25 cm / 10"	85 cm / 33"
40800004	HighBackSling	polyester	300 kg / 660 lbs	S	30-55 kg / 66-122 lbs	35 cm / 14"	91 cm / 36"
40800006	HighBackSling	polyester	300 kg / 660 lbs	M	50-90 kg / 110-198 lbs	45 cm / 18"	94 cm / 37"
40800007	HighBackSling	polyester	300 kg / 660 lbs	L	80-110 kg / 176-242 lbs	56 cm / 22"	98 cm / 39"
40800008	HighBackSling	polyester	300 kg / 660 lbs	XL	110-160 kg / 242-353 lbs	62 cm / 24"	98 cm / 39"
40800009	HighBackSling	polyester	300 kg / 660 lbs	XXL	130-200 kg / 287-441 lbs	70 cm / 28"	102 cm / 40"
40820002	HighBackSling	polyester net	300 kg / 660 lbs	XXS	10-25 kg / 22-55 lbs	20 cm / 8"	77 cm / 30"
40820003	HighBackSling	polyester net	300 kg / 660 lbs	XS	20-35 kg / 44-77 lbs	25 cm / 10"	85 cm / 33"
40820004	HighBackSling	polyester net	300 kg / 660 lbs	S	30-55 kg / 66-122 lbs	35 cm / 14"	91 cm / 36"
40820006	HighBackSling	polyester net	300 kg / 660 lbs	M	50-90 kg / 110-198 lbs	45 cm / 18"	94 cm / 37"
40820007	HighBackSling	polyester net	300 kg / 660 lbs	L	80-110 kg / 176-242 lbs	56 cm / 22"	98 cm / 39"
40820008	HighBackSling	polyester net	300 kg / 660 lbs	XL	110-160 kg / 242-353 lbs	62 cm / 24"	98 cm / 39"
40820009	HighBackSling	polyester net	300 kg / 660 lbs	XXL	130-200 kg / 287-441 lbs	70 cm / 28"	102 cm / 40"


Divided leg supports / High back (continued from previous page)

Art. No.	Product name	Material / Description	SWL	Size	Rec user weight	Sling seat measurement	Sling overall height	
	40822002	HighBackSling	polyester net, <i>not reinforced</i>	300 kg / 660 lbs	XXS	10-25 kg / 22-55 lbs	20 cm / 8"	77 cm / 30"
	40822003	HighBackSling	polyester net, <i>not reinforced</i>	300 kg / 660 lbs	XS	20-35 kg / 44-77 lbs	25 cm / 10"	85 cm / 33"
	40822004	HighBackSling	polyester net, <i>not reinforced</i>	300 kg / 660 lbs	S	30-55 kg / 66-122 lbs	35 cm / 14"	91 cm / 36"
	40822006	HighBackSling	polyester net, <i>not reinforced</i>	300 kg / 660 lbs	M	50-90 kg / 110-198 lbs	45 cm / 18"	94 cm / 37"
	40822007	HighBackSling	polyester net, <i>not reinforced</i>	300 kg / 660 lbs	L	80-110 kg / 176-243 lbs	56 cm / 22"	98 cm / 39"
	40822008	HighBackSling	polyester net, <i>not reinforced</i>	300 kg / 660 lbs	XL	110-160 kg / 242-353 lbs	62 cm / 24"	98 cm / 39"
	40822009	HighBackSling	polyester net, <i>not reinforced</i>	300 kg / 660 lbs	XXL	130-200 kg / 287-441 lbs	70 cm / 28"	102 cm / 40"
	40852002	HighBackSling	plastic net	300 kg / 660 lbs	XXS	10-25 kg / 22-55 lbs	20 cm / 8"	77 cm / 30"
	40852003	HighBackSling	plastic net	300 kg / 660 lbs	XS	20-35 kg / 44-77 lbs	25 cm / 10"	85 cm / 33"
	40852004	HighBackSling	plastic net	300 kg / 660 lbs	S	30-55 kg / 66-122 lbs	35 cm / 14"	91 cm / 36"
	40852006	HighBackSling	plastic net	300 kg / 660 lbs	M	50-90 kg / 110-198 lbs	45 cm / 18"	94 cm / 37"
	40852007	HighBackSling	plastic net	300 kg / 660 lbs	L	80-110 kg / 176-242 lbs	56 cm / 22"	98 cm / 39"
	40852008	HighBackSling	plastic net	300 kg / 660 lbs	XL	110-160 kg / 242-353 lbs	62 cm / 24"	98 cm / 39"
	40852009	HighBackSling	plastic net	300 kg / 660 lbs	XXL	130-200 kg / 287-441 lbs	70 cm / 28"	102 cm / 40"
	40890004	HighBackSling	disposable, <i>non-woven</i>	200 kg / 440 lbs	S	30-55 kg / 66-122 lbs	35 cm / 14"	91 cm / 36"
	40890006	HighBackSling	disposable, <i>non-woven</i>	200 kg / 440 lbs	M	50-90 kg / 110-198 lbs	45 cm / 18"	94 cm / 37"
	40890007	HighBackSling	disposable, <i>non-woven</i>	200 kg / 440 lbs	L	80-110 kg / 176-242 lbs	56 cm / 22"	98 cm / 39"
	40890008	HighBackSling	disposable, <i>non-woven</i>	200 kg / 440 lbs	XL	110-160 kg / 242-353 lbs	62 cm / 24"	98 cm / 39"
	40890009	HighBackSling	disposable, <i>non-woven</i>	300 kg / 660 lbs	XXL	150-250 kg / 330-551 lbs	70 cm / 28"	102 cm / 40"
	40700002	ShellHBSling	polyester	300 kg / 660 lbs	XXS	10-30 kg / 22-66 lbs	17 cm / 7"	80 cm / 31"
	40700003	ShellHBSling	polyester	300 kg / 660 lbs	XS	20-35 kg / 44-77 lbs	25 cm / 10"	85 cm / 33"
	40700004	ShellHBSling	polyester	300 kg / 660 lbs	S	30-55 kg / 66-122 lbs	35 cm / 14"	94 cm / 37"
	40700006	ShellHBSling	polyester	300 kg / 660 lbs	M	50-90 kg / 110-198 lbs	40 cm / 16"	97 cm / 38"
	40700007	ShellHBSling	polyester	300 kg / 660 lbs	L	80-120 kg / 176-265 lbs	45 cm / 18"	98 cm / 39"
	40700008	ShellHBSling	polyester	300 kg / 660 lbs	XL	110-160 kg / 242-353 lbs	55 cm / 22"	100 cm / 39"
	40700009	ShellHBSling	polyester	300 kg / 660 lbs	XXL	150-210 kg / 331-463 lbs	65 cm / 26"	100 cm / 39"
	42520002	FlexibleSling	polyester net	300 kg / 660 lbs	XXS	10-30 kg / 22-66 lbs	20 cm / 8"	75 cm / 30"
	42520003	FlexibleSling	polyester net	300 kg / 660 lbs	XS	20-35 kg / 44-77 lbs	25 cm / 10"	81 cm / 32"
	42520004	FlexibleSling	polyester net	300 kg / 660 lbs	S	25-55 kg / 55-121 lbs	35 cm / 14"	90 cm / 35"
	42520006	FlexibleSling	polyester net	300 kg / 660 lbs	M	50-75 kg / 110-165 lbs	45 cm / 18"	102 cm / 40"
	42520007	FlexibleSling	polyester net	300 kg / 660 lbs	L	70-110 kg / 154-242 lbs	55 cm / 22"	102 cm / 40"
	42520008	FlexibleSling	polyester net	300 kg / 660 lbs	XL	100-130 kg / 220-287 lbs	65 cm / 26"	104 cm / 41"
	42522002	FlexibleSling	polyester net, <i>not reinforced</i>	300 kg / 660 lbs	XXS	10-30 kg / 22-66 lbs	20 cm / 8"	75 cm / 30"
	42522003	FlexibleSling	polyester net, <i>not reinforced</i>	300 kg / 660 lbs	XS	20-35 kg / 44-77 lbs	25 cm / 10"	81 cm / 32"
	42522004	FlexibleSling	polyester net, <i>not reinforced</i>	300 kg / 660 lbs	S	25-55 kg / 55-121 lbs	35 cm / 14"	90 cm / 35"
	42522006	FlexibleSling	polyester net, <i>not reinforced</i>	300 kg / 660 lbs	M	50-75 kg / 110-165 lbs	45 cm / 18"	102 cm / 40"
	42522007	FlexibleSling	polyester net, <i>not reinforced</i>	300 kg / 660 lbs	L	70-110 kg / 154-242 lbs	55 cm / 22"	102 cm / 40"
	42522008	FlexibleSling	polyester net, <i>not reinforced</i>	300 kg / 660 lbs	XL	100-130 kg / 220-287 lbs	65 cm / 26"	104 cm / 41"
	42800004	AmpHBSling	polyester	300 kg / 660 lbs	S	35-60 kg / 77-132 lbs	37 cm / 15"	90 cm / 35"
	42800006	AmpHBSling	polyester	300 kg / 660 lbs	M	50-80 kg / 110-176 lbs	45 cm / 18"	97 cm / 38"
	42800007	AmpHBSling	polyester	300 kg / 660 lbs	L	70-110 kg / 154-242 lbs	50 cm / 20"	100 cm / 39"
	42800008	AmpHBSling	polyester	300 kg / 660 lbs	XL	100-130 kg / 220-286 lbs	60 cm / 24"	100 cm / 39"

Divided leg supports / Shoulder-high back

	Art. No.	Product name	Material / Description	SWL	Size	Rec user weight	Sling seat measurement	Sling overall height
	40500002	BasicSling	polyester	300 kg / 660 lbs	XXS	10-25 kg / 22-55 lbs	21 cm / 8"	63 cm / 25"
	40500003	BasicSling	polyester	300 kg / 660 lbs	XS	20-35 kg / 44-77 lbs	27 cm / 11"	65 cm / 26"
	40500004	BasicSling	polyester	300 kg / 660 lbs	S	35-55 kg / 77-121 lbs	37 cm / 15"	77 cm / 30"
	40500006	BasicSling	polyester	300 kg / 660 lbs	M	45-80 kg / 99-176 lbs	50 cm / 20"	89 cm / 35"
	40500007	BasicSling	polyester	300 kg / 660 lbs	L	75-110 kg / 165-242 lbs	60 cm / 24"	95 cm / 37"
	40500008	BasicSling	polyester	300 kg / 660 lbs	XL	100-150 kg / 220-330 lbs	65 cm / 26"	98 cm / 39"
	40500009	BasicSling	polyester	300 kg / 660 lbs	XXL	140-200 kg / 309-441 lbs	75 cm / 30"	98 cm / 39"
	40520002	BasicSling	polyester net	300 kg / 660 lbs	XXS	10-25 kg / 22-55 lbs	21 cm / 8"	63 cm / 25"
	40520003	BasicSling	polyester net	300 kg / 660 lbs	XS	20-35 kg / 44-77 lbs	27 cm / 11"	65 cm / 26"
	40520004	BasicSling	polyester net	300 kg / 660 lbs	S	35-55 kg / 77-121 lbs	37 cm / 15"	77 cm / 30"
	40520006	BasicSling	polyester net	300 kg / 660 lbs	M	45-80 kg / 99-176 lbs	50 cm / 20"	89 cm / 35"
	40520007	BasicSling	polyester net	300 kg / 660 lbs	L	75-110 kg / 165-242 lbs	60 cm / 24"	95 cm / 37"
	40520008	BasicSling	polyester net	300 kg / 660 lbs	XL	100-150 kg / 220-330 lbs	65 cm / 26"	98 cm / 39"
	40520009	BasicSling	polyester net	300 kg / 660 lbs	XXL	140-200 kg / 309-441 lbs	75 cm / 30"	98 cm / 39"
	40522002	BasicSling	polyester net, <i>not reinforced</i>	300 kg / 660 lbs	XXS	10-25 kg / 22-55 lbs	21 cm / 8"	63 cm / 25"
	40522003	BasicSling	polyester net, <i>not reinforced</i>	300 kg / 660 lbs	XS	20-35 kg / 44-77 lbs	27 cm / 11"	65 cm / 26"
	40522004	BasicSling	polyester net, <i>not reinforced</i>	300 kg / 660 lbs	S	35-55 kg / 77-121 lbs	37 cm / 15"	77 cm / 30"
	40522006	BasicSling	polyester net, <i>not reinforced</i>	300 kg / 660 lbs	M	45-80 kg / 99-176 lbs	50 cm / 20"	89 cm / 35"
	40522007	BasicSling	polyester net, <i>not reinforced</i>	300 kg / 660 lbs	L	75-110 kg / 165-242 lbs	60 cm / 24"	95 cm / 37"
	40522008	BasicSling	polyester net, <i>not reinforced</i>	300 kg / 660 lbs	XL	100-150 kg / 220-330 lbs	65 cm / 26"	98 cm / 39"
	40522009	BasicSling	polyester net, <i>not reinforced</i>	300 kg / 660 lbs	XXL	140-200 kg / 309-441 lbs	75 cm / 30"	98 cm / 39"
	42700003	AmpSling	polyester	300 kg / 660 lbs	XS	20-40 kg / 44-88 lbs	27 cm / 11"	85 cm / 33"
	42700004	AmpSling	polyester	300 kg / 660 lbs	S	35-60 kg / 77-133 lbs	37 cm / 15"	90 cm / 35"
	42700006	AmpSling	polyester	300 kg / 660 lbs	M	50-80 kg / 110-176 lbs	45 cm / 18"	97 cm / 38"
	42700007	AmpSling	polyester	300 kg / 660 lbs	L	70-110 kg / 154-242 lbs	50 cm / 20"	100 cm / 39"
	42700008	AmpSling	polyester	300 kg / 660 lbs	XL	100-130 kg / 220-287 lbs	60 cm / 24"	100 cm / 39"
	42700009	AmpSling	polyester	300 kg / 660 lbs	XXL	120-180 kg / 265-397 lbs	70 cm / 28"	100 cm / 39"
	42720003	AmpSling	polyester net	300 kg / 660 lbs	XS	20-40 kg / 44-88 lbs	27 cm / 11"	85 cm / 33"
	42720004	AmpSling	polyester net	300 kg / 660 lbs	S	35-60 kg / 77-133 lbs	37 cm / 15"	90 cm / 35"
	42720006	AmpSling	polyester net	300 kg / 660 lbs	M	50-80 kg / 110-176 lbs	45 cm / 18"	97 cm / 38"
	42720007	AmpSling	polyester net	300 kg / 660 lbs	L	70-110 kg / 154-242 lbs	50 cm / 20"	100 cm / 39"
	42720008	AmpSling	polyester net	300 kg / 660 lbs	XL	100-130 kg / 220-287 lbs	60 cm / 24"	100 cm / 39"
	42720009	AmpSling	polyester net	300 kg / 660 lbs	XXL	120-180 kg / 265-397 lbs	70 cm / 28"	100 cm / 39"

Divided leg supports / Low back

	Art. No.	Product name	Material	SWL	Size	Rec user weight	Sling seat measurement	Sling overall height
	40200002	LowBackSling	polyester	300 kg / 660 lbs	XXS	10-25 kg / 22-55 lbs	21 cm / 8"	60 cm / 24"
	40200003	LowBackSling	polyester	300 kg / 660 lbs	XS	20-35 kg / 44-77 lbs	27 cm / 11"	60 cm / 24"
	40200004	LowBackSling	polyester	300 kg / 660 lbs	S	30-50 kg / 66-110 lbs	37 cm / 15"	77 cm / 30"
	40200006	LowBackSling	polyester	300 kg / 660 lbs	M	45-80 kg / 99-176 lbs	47 cm / 18"	85 cm / 33"
	40200007	LowBackSling	polyester	300 kg / 660 lbs	L	75-110 kg / 165-242 lbs	57 cm / 22"	90 cm / 35"
	40200008	LowBackSling	polyester	300 kg / 660 lbs	XL	100-140 kg / 220-309 lbs	67 cm / 26"	92 cm / 36"
	40200009	LowBackSling	polyester	300 kg / 660 lbs	XXL	130-190 kg / 287-419 lbs	77 cm / 30"	92 cm / 36"

Divided leg supports / Low back (continued from previous page)



Art. No.	Product name	Material	SWL	Size	Rec user weight	Sling seat measurement	Sling overall height
40220002	LowBackSling	polyester net	300 kg / 660 lbs	XXS	10-25 kg / 22-55 lbs	21 cm / 8"	60 cm / 24"
40220003	LowBackSling	polyester net	300 kg / 660 lbs	XS	20-35 kg / 44-77 lbs	27 cm / 11"	60 cm / 24"
40220004	LowBackSling	polyester net	300 kg / 660 lbs	S	30-50 kg / 66-110 lbs	37 cm / 15"	77 cm / 30"
40220006	LowBackSling	polyester net	300 kg / 660 lbs	M	45-80 kg / 99-176 lbs	47 cm / 18"	85 cm / 33"
40220007	LowBackSling	polyester net	300 kg / 660 lbs	L	75-110 kg / 165-242 lbs	57 cm / 22"	90 cm / 35"
40220008	LowBackSling	polyester net	300 kg / 660 lbs	XL	100-140 kg / 220-309 lbs	67 cm / 26"	92 cm / 36"
40220009	LowBackSling	polyester net	300 kg / 660 lbs	XXL	130-190 kg / 287-419 lbs	77 cm / 30"	92 cm / 36"

Undivided leg supports / High and shoulder-high back



Art. No.	Product name	Material	SWL	Size	Rec user weight	Sling seat measurement	Sling overall height
42521003	FlexibleSling, undivided	polyester net	300 kg / 660 lbs	XS	20-40 kg / 44-88 lbs	75 cm / 30"	80 cm / 31"
42521004	FlexibleSling, undivided	polyester net	300 kg / 660 lbs	S	30-70 kg / 66-154 lbs	85 cm / 33"	85 cm / 33"
42521006	FlexibleSling, undivided	polyester net	300 kg / 660 lbs	M	60-90 kg / 132-198 lbs	94 cm / 37"	93 cm / 37"
42521007	FlexibleSling, undivided	polyester net	300 kg / 660 lbs	L	80-130 kg / 176-287 lbs	105 cm / 41"	96 cm / 38"
42521008	FlexibleSling, undivided	polyester net	300 kg / 660 lbs	XL	110-180 kg / 242-397 lbs	115 cm / 45"	98 cm / 39"



41522003	ClassicHBSling	polyester net	300 kg / 660 lbs	XS	20-40 kg / 44-88 lbs	30 cm / 12"	95 cm / 37"
41522004	ClassicHBSling	polyester net	300 kg / 660 lbs	S	30-60 kg / 66-132 lbs	40 cm / 16"	98 cm / 39"
41522006	ClassicHBSling	polyester net	300 kg / 660 lbs	M	55-85 kg / 121-187 lbs	48 cm / 19"	106 cm / 42"
41522007	ClassicHBSling	polyester net	300 kg / 660 lbs	L	80-120 kg / 176-265 lbs	65 cm / 26"	110 cm / 43"
41522008	ClassicHBSling	polyester net	300 kg / 660 lbs	XL	110-140 kg / 242-309 lbs	80 cm / 31"	115 cm / 45"



41222003	ClassicSling	polyester net	300 kg / 660 lbs	XS	20-40 kg / 44-88 lbs	30 cm / 12"	80 cm / 31"
41222004	ClassicSling	polyester net	300 kg / 660 lbs	S	30-60 kg / 66-132 lbs	38 cm / 15"	90 cm / 35"
41222006	ClassicSling	polyester net	300 kg / 660 lbs	M	55-85 kg / 121-187 lbs	46 cm / 18"	95 cm / 37"
41222007	ClassicSling	polyester net	300 kg / 660 lbs	L	80-120 kg / 176-265 lbs	63 cm / 25"	98 cm / 38"
41222008	ClassicSling	polyester net	300 kg / 660 lbs	XL	110-140 kg / 242-309 lbs	80 cm / 31"	100 cm / 39"



47001010	BariSling	polyester	570 kg / 1250 lbs	XXXL	200-350 kg / 441-771 lbs	-	-
47001011	BariSling	polyester	570 kg / 1250 lbs	XXXXL	250-570 kg / 551-1257 lbs	-	-

To and from toilet / High and shoulder-high back



Art. No.	Product name	Material	SWL	Size	Rec user weight	Sling seat measurement	Sling overall height
43704002	HygieneHBSling	polyester	300 kg / 660 lbs	XXS	10-30 kg / 22-66 lbs	25 cm / 10"	92 cm / 36"
43704003	HygieneHBSling	polyester	300 kg / 660 lbs	XS	25-45 kg / 55-99 lbs	28 cm / 11"	92 cm / 36"
43704004	HygieneHBSling	polyester	300 kg / 660 lbs	S	40-60 kg / 88-132 lbs	30 cm / 12"	96 cm / 38"
43704006	HygieneHBSling	polyester	300 kg / 660 lbs	M	55-80 kg / 121-176 lbs	35 cm / 14"	102 cm / 40"
43704007	HygieneHBSling	polyester	300 kg / 660 lbs	L	75-110 kg / 165-242 lbs	41 cm / 16"	102 cm / 40"
43704008	HygieneHBSling	polyester	300 kg / 660 lbs	XL	90-130 kg / 198-287 lbs	46 cm / 18"	104 cm / 41"
43704009	HygieneHBSling	polyester	300 kg / 660 lbs	XXL	120-170 kg / 265-376 lbs	60 cm / 24"	104 cm / 41"



42521403	FlexibleSling, undivided*	polyester net	300 kg / 660 lbs	XS	20-40 kg / 44-88 lbs	75 cm / 30"	80 cm / 31"
42521404	FlexibleSling, undivided*	polyester net	300 kg / 660 lbs	S	30-70 kg / 66-154 lbs	85 cm / 33"	85 cm / 33"
42521406	FlexibleSling, undivided*	polyester net	300 kg / 660 lbs	M	60-90 kg / 132-198 lbs	94 cm / 37"	93 cm / 37"
42521407	FlexibleSling, undivided*	polyester net	300 kg / 660 lbs	L	80-130 kg / 176-287 lbs	105 cm / 41"	96 cm / 38"
42521408	FlexibleSling, undivided*	polyester net	300 kg / 660 lbs	XL	110-180 kg / 242-397 lbs	115 cm / 45"	98 cm / 38"

*) with commode opening



To and from toilet / High and shoulder-high back (continued from previous page)

Art. No.	Product name	Material	SWL	Size	Rec user weight	Sling seat measurement	Sling overall height
41221404	ClassicSling, with commode opening	polyester net	300 kg / 660 lbs	S	30-60 kg / 66-132 lbs	38 cm / 15"	90 cm / 35"
41221406	ClassicSling, with commode opening	polyester net	300 kg / 660 lbs	M	55-85 kg / 121-187 lbs	46 cm / 18"	95 cm / 37"
41221407	ClassicSling, with commode opening	polyester net	300 kg / 660 lbs	L	80-120 kg / 132-198 lbs	63 cm / 25"	98 cm / 38"

To and from toilet / Low back



Art. No.	Product name	Material / Description	SWL	Size	Rec user weight	Sling seat measurement	Sling overall height
43504002	HygieneSling	polyester, with belt	300 kg / 660 lbs	XXS	10-30 kg / 22-66 lbs	25 cm / 10"	50 cm / 20"
43504003	HygieneSling	polyester, with belt	300 kg / 660 lbs	XS	25-45 kg / 55-99 lbs	35 cm / 14"	65 cm / 26"
43504004	HygieneSling	polyester, with belt	300 kg / 660 lbs	S	40-60 kg / 88-132 lbs	48 cm / 19"	75 cm / 30"
43504006	HygieneSling	polyester, with belt	300 kg / 660 lbs	M	55-85 kg / 121-187 lbs	55 cm / 22"	87 cm / 35"
43504007	HygieneSling	polyester, with belt	300 kg / 660 lbs	L	75-100 kg / 165-220 lbs	60 cm / 24"	93 cm / 37"
43504008	HygieneSling	polyester, with belt	300 kg / 660 lbs	XL	90-130 kg / 198-287 lbs	80 cm / 31"	95 cm / 37"
43504009	HygieneSling	polyester, with belt	300 kg / 660 lbs	XXL	120-170 kg / 265-376 lbs	90 cm / 35"	95 cm / 37"



43604002	HygieneSling	polyester, without belt	300 kg / 660 lbs	XXS	10-30 kg / 22-66 lbs	25 cm / 10"	50 cm / 20"
43604003	HygieneSling	polyester, without belt	300 kg / 660 lbs	XS	25-45 kg / 55-99 lbs	35 cm / 14"	65 cm / 26"
43604004	HygieneSling	polyester, without belt	300 kg / 660 lbs	S	40-60 kg / 88-132 lbs	48 cm / 19"	75 cm / 30"
43604006	HygieneSling	polyester, without belt	300 kg / 660 lbs	M	55-85 kg / 121-187 lbs	55 cm / 22"	87 cm / 35"
43604007	HygieneSling	polyester, without belt	300 kg / 660 lbs	L	75-100 kg / 165-220 lbs	60 cm / 24"	93 cm / 37"
43604008	HygieneSling	polyester, without belt	300 kg / 660 lbs	XL	90-130 kg / 198-287 lbs	80 cm / 31"	95 cm / 37"
43604009	HygieneSling	polyester, without belt	300 kg / 660 lbs	XXL	120-170 kg / 265-376 lbs	90 cm / 35"	95 cm / 37"



43904003	HygieneSling	polyester, extra back support	300 kg / 660 lbs	XS	25-45 kg / 55-99 lbs	35 cm / 14"	65 cm / 26"
43904004	HygieneSling	polyester, extra back support	300 kg / 660 lbs	S	40-60 kg / 88-132 lbs	48 cm / 19"	75 cm / 30"
43904006	HygieneSling	polyester, extra back support	300 kg / 660 lbs	M	55-85 kg / 121-187 lbs	55 cm / 22"	87 cm / 35"
43904007	HygieneSling	polyester, extra back support	300 kg / 660 lbs	L	75-100 kg / 165-220 lbs	60 cm / 24"	93 cm / 37"
43904008	HygieneSling	polyester, extra back support	300 kg / 660 lbs	XL	90-130 kg / 198-287 lbs	80 cm / 31"	95 cm / 37"



43804002	HygieneLBSling	polyester	300 kg / 660 lbs	XXS	10-30 kg / 22-66 lbs	60 cm / 24"	92 cm / 36"
43804003	HygieneLBSling	polyester	300 kg / 660 lbs	XS	25-45 kg / 55-99 lbs	70 cm / 28"	92 cm / 36"
43804004	HygieneLBSling	polyester	300 kg / 660 lbs	S	40-60 kg / 88-132 lbs	80 cm / 31"	96 cm / 38"
43804006	HygieneLBSling	polyester	300 kg / 660 lbs	M	55-80 kg / 121-176 lbs	95 cm / 37"	102 cm / 40"
43804007	HygieneLBSling	polyester	300 kg / 660 lbs	L	75-110 kg / 165-242 lbs	110 cm / 43"	102 cm / 40"
43804008	HygieneLBSling	polyester	300 kg / 660 lbs	XL	90-130 kg / 198-287 lbs	130 cm / 51"	104 cm / 41"
43804009	HygieneLBSling	polyester	300 kg / 660 lbs	XXL	120-170 kg / 265-376 lbs	150 cm / 59"	104 cm / 41"

Horizontal lifting / Turning



Art. No.	Product name	Material / Description	SWL	Size	Rec user weight	Length	Width
46502007	StretcherSling	polyester	300 kg / 660 lbs	one size	50-200 kg / 110-441 lbs	180 cm / 71"	86 cm / 34"
46592007	StretcherSling	disposable, non-woven	300 kg / 660 lbs	one size	50-200 kg / 110-441 lbs	180 cm / 71"	86 cm / 34"



47522007	SafeHandlingSheet	polyester net	300 kg / 660 lbs	L	50-300 kg / 110-661 lbs	240 cm / 94"	115 cm / 45"
47542007	SafeHandlingSheet	polyester net / WendyLett4Way	300 kg / 660 lbs	L	50-300 kg / 110-661 lbs	240 cm / 94"	115 cm / 45"
47502008	SafeHandlingSheet	polyester	400 kg / 900 lbs	XL	50-400 kg / 110-881 lbs	240 cm / 94"	115 cm / 45"
47502009	SafeHandlingSheet	polyester, reinforced	570 kg / 1250 lbs	XXL	50-570 kg / 110-1257 lbs	240 cm / 94"	130 cm / 51"



547810	PositioningSling	disposable, non-woven, polyester	454 kg / 1000 lbs	one size	50-400 kg / 110-661 lbs	198 cm / 78"	132 cm / 52"
--------	------------------	----------------------------------	-------------------	----------	-------------------------	--------------	--------------

Horizontal lifting / Turning (continued from previous page)



Art. No.	Product name	Material / Description	SWL	Size	Rec user weight	Length	Width
49592000	TurningSling, two loops	disposable, non-woven	250 kg / 550 lbs	one size	50-250 kg / 110-551 lbs	-	-
49592005	TurningSling, one loop	disposable, non-woven	250 kg / 550 lbs	one size	50-250 kg / 110-551 lbs	-	-

Rising / Standing with MiniLift



Art. No.	Product name	Material / Description	SWL	Size	Rec user weight	Lift vest width
45500003	ThoraxSling	polyester	300 kg / 660 lbs	XS	20-50 kg / 44-110 lbs	85 cm / 33"
45500004	ThoraxSling	polyester	300 kg / 660 lbs	S	30-60 kg / 66-132 lbs	94 cm / 37"
45500006	ThoraxSling	polyester	300 kg / 660 lbs	M	50-80 kg / 110-176 lbs	104 cm / 41"
45500007	ThoraxSling	polyester	300 kg / 660 lbs	L	70-110 kg / 154-242 lbs	124 cm / 49"
45500008	ThoraxSling	polyester	300 kg / 660 lbs	XL	100-150 kg / 220-330 lbs	146 cm / 57"
45500009	ThoraxSling	polyester	300 kg / 660 lbs	XXL	140-200 kg / 309-441 lbs	170 cm / 67"



45550004	ThoraxSling	wipeable	205 kg / 450 lbs	S	30-60 kg / 66-132 lbs	94 cm / 37"
45550006	ThoraxSling	wipeable	205 kg / 450 lbs	M	50-80 kg / 110-176 lbs	104 cm / 41"
45550007	ThoraxSling	wipeable	205 kg / 450 lbs	L	70-110 kg / 154-242 lbs	124 cm / 49"
45550008	ThoraxSling	wipeable	205 kg / 450 lbs	XL	100-150 kg / 220-330 lbs	146 cm / 57"
45550009	ThoraxSling	wipeable	205 kg / 450 lbs	XXL	140-200 kg / 309-441 lbs	170 cm / 67"



45600004	ThoraxSling	polyester, with seat support	300 kg / 660 lbs	S	30-60 kg / 66-132 lbs	94 cm / 37"
45600006	ThoraxSling	polyester, with seat support	300 kg / 660 lbs	M	50-80 kg / 110-176 lbs	104 cm / 41"
45600007	ThoraxSling	polyester, with seat support	300 kg / 660 lbs	L	70-110 kg / 154-242 lbs	124 cm / 49"
45600008	ThoraxSling	polyester, with seat support	300 kg / 660 lbs	XL	100-150 kg / 220-330 lbs	146 cm / 57"



45690004	ThoraxSling	disposable, non-woven, with seat support	200 kg / 440 lbs	S	30-60 kg / 66-132 lbs	94 cm / 37"
45690006	ThoraxSling	disposable, non-woven, with seat support	200 kg / 440 lbs	M	50-80 kg / 110-176 lbs	104 cm / 41"
45690007	ThoraxSling	disposable, non-woven, with seat support	200 kg / 440 lbs	L	70-110 kg / 154-242 lbs	124 cm / 49"
45690008	ThoraxSling	disposable, non-woven, with seat support	200 kg / 440 lbs	XL	100-150 kg / 220-330 lbs	146 cm / 57"

Standing / Walking



Art No.	Product name	Material	SWL	Size	Rec user weight	Vest width	Lift vest overall height
44503003	StandingVest	polyester	300 kg / 660 lbs	XS	15-40 kg / 33-88 lbs	82 cm / 32"	68 cm / 27"
44503004	StandingVest	polyester	300 kg / 660 lbs	S	20-50 kg / 44-110 lbs	96 cm / 38"	73 cm / 29"
44503006	StandingVest	polyester	300 kg / 660 lbs	M	40-60 kg / 88-132 lbs	110 cm / 43"	73 cm / 29"
44503007	StandingVest	polyester	300 kg / 660 lbs	L	50-80 kg / 110-176 lbs	122 cm / 48"	73 cm / 29"
44503008	StandingVest	polyester	300 kg / 660 lbs	XL	70-100 kg / 154-220 lbs	130 cm / 51"	73 cm / 29"



44200002	WalkingVest	polyester	300 kg / 660 lbs	XXS	15-40 kg / 33-88 lbs	60 cm / 24"	67 cm / 26"
44200003	WalkingVest	polyester	300 kg / 660 lbs	XS	25-50 kg / 55-110 lbs	70 cm / 28"	68 cm / 27"
44200004	WalkingVest	polyester	300 kg / 660 lbs	S	40-60 kg / 88-132 lbs	82 cm / 32"	68 cm / 27"
44200006	WalkingVest	polyester	300 kg / 660 lbs	M	55-80 kg / 121-176 lbs	96 cm / 38"	73 cm / 29"
44200007	WalkingVest	polyester	300 kg / 660 lbs	L	75-100 kg / 165-220 lbs	110 cm / 43"	73 cm / 29"
44200008	WalkingVest	polyester	300 kg / 660 lbs	XL	90-110 kg / 198-242 lbs	122 cm / 48"	73 cm / 29"
44200009	WalkingVest	polyester	300 kg / 660 lbs	XXL	100-130 kg / 220-287 lbs	142 cm / 56"	75 cm / 30"



47103010	BariVest	polyester	570 kg / 1250 lbs	XXXL	180-300 kg / 397-661 lbs	190-280 cm / 75-110"	-
47103011	BariVest	polyester	570 kg / 1250 lbs	XXXXL	250-570 kg / 551-1257 lbs	230-310 cm / 91-122"	-

SystemRoMedic™

More than 30 years in the service of simplicity

SystemRoMedic's unique easy transfer concept is the market's widest and most complete range of clever, easy-to-use and safe assistive devices for all types of patient transfers and manual handling requirements.

The philosophy behind the concept is focused on the prevention and reduction of occupational injuries while allowing users to experience a greater sense of independence and dignity. Through a unique combination of training and a complete range of efficient transfer aids, we offer improvement of both work environment and quality of care and, at the same time, achieves significant cost savings.

Designed and produced by Direct Healthcare Group

For more than 30 years, Direct Healthcare Group has offered simple solutions for great results, and an easier everyday life for both users and personnel in the care sector.

Direct Healthcare Group offers solutions and support to increase the independence of disabled or elderly people as well as to improve the convenience of those who are caring for them.

Direct Healthcare Group

Advancing Movement & Health®

Withey Court, Western Industrial
Estate Caerphilly, United Kingdom /
CF83 1BF
Tel: +44 (0) 800 043 0881
info@directhealthcaregroup.com
www.directhealthcaregroup.com

Torshammsgatan 35,
164 40 Kista, Sweden
Tel: +46 (0)8-557 62 200
Fax: +46 (0)8-557 62 299
www.directhealthcaregroup.com
info.se@directhealthcaregroup.com

Weteringweg 9,
2641 KM Pijnacker, The Netherlands
Tel: +31 (0)15 369 54 40
Fax: +31 (0)15 369 71 64
www.directhealthcaregroup.com
info.nl@directhealthcaregroup.com