

Combi chairs

Attendant operated / Mobile



Product name	Art.Nr
Combi, SH: 505-630 mm	201904314
Combi, SH: 455-545 mm	201903314

• SH = Seat height

Self-propelled



Product name	Art.Nr
Combi, SH: 505-565 mm	201921314


• SH = Seat height

All Combi chairs have a wide accessory program to meet individual user and caregiver requirements.



Linido chairs

Shower chair textile seat / Freestanding



Product name	Art.Nr
Shower chair, textile seat, SH: 540 mm	LI2139.0001-02
Shower chair, textile seat, SH: 490 mm	LI2139.1001-02

• SH = Seat height

Shower chair textile seat / Mobile



Product name	Art.Nr
Shower chair, textile seat, SH: 540 mm without footrests	LI2140.0001-02
Shower chair, textile seat, SH: 490 mm without footrests	LI2140.1001-02
Shower chair, textile seat, SH: 540 mm with footrests	LI2141.0001-02
Shower chair, textile seat, SH: 490 mm with footrests	LI2141.1001-02

• SH = Seat height

Shower chair textile seat / Self-propelled

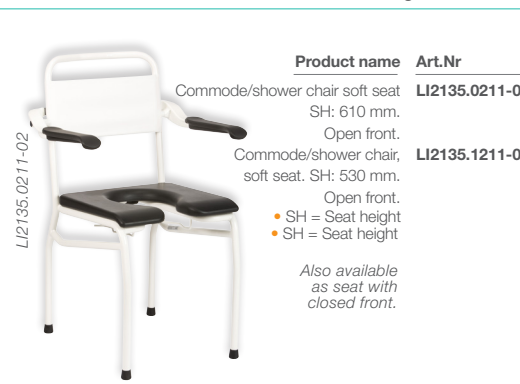


Product name	Art.Nr
Shower chair, textile seat, self-propelling, SH: 540 mm	LI2142.0001-02
Shower chair, textile seat, self-propelling, SH: 490 mm	LI2142.1001-02

• SH = Seat height

LI2142.0001-02

Commode/shower chair soft seat / Freestanding



Product name	Art.Nr
Commode/shower chair soft seat, SH: 610 mm, Open front.	LI2135.0211-02
Commode/shower chair, soft seat, SH: 530 mm, Open front.	LI2135.1211-02

• SH = Seat height
• SH = Seat height

Also available as seat with closed front.

Commode/shower chair soft seat / Mobile



Product name	Art.Nr
Commode/shower chair soft seat, Closed front, SH: 610 mm	LI2137.0211-02
Commode/shower chair soft seat, Open front, SH: 530 mm	LI2137.1211-02

• SH = Seat height

Also available as seat with closed front.

Commode/shower chair soft seat / Self-propelled



Product name	Art.Nr
Commode/shower chair, soft seat, Closed front, SH: 610 mm	LI2138.0211-02
Commode/shower chair, soft seat, Open front, SH: 530 mm	LI2138.1211-02


• SH = Seat height

Also available as seat with closed front.

LI2138.0211-02

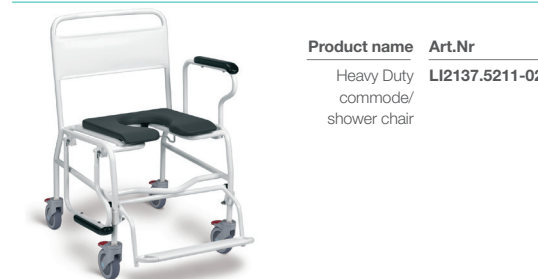
For plus size users

Shower bench soft seat




Product name	Art.Nr
Shower bench soft seat	200550313

Heavy Duty commode/shower chair



Product name	Art.Nr
Heavy Duty commode/shower chair	LI2137.5211-02

Combi mobile, Wide



Product name	Art.Nr
Combi	201911314

Combi self-propelled, Wide



Product name	Art.Nr
Combi	201930314

Better work position for caregivers

Combi, tilt



Product name	Art.Nr
Combi, manual tilt	201941314
Combi, powered tilt	201942314

Tilting commode/shower chair



Product name	Art.Nr
Tilting commode/shower chair	LI2150.0214-02

Height adjustable tilting commode/shower chair




Product name	Art.Nr
Height adjustable tilting commode/shower chair, manual tilt	LI2161.1214-02
Height adjustable tilting commode/shower chair, powered tilt	LI2161.3214-02

LI2161.3214-02

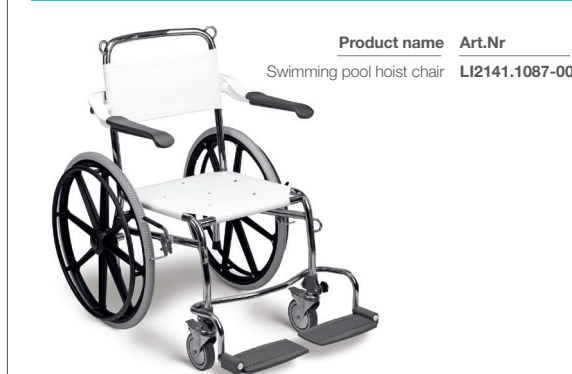
Swimming pool products

Hoist chair / Mobile



Product name	Art.Nr
Swimming pool hoist chair	LI2142.1087-00

Hoist chair / Self-propelled



Product name	Art.Nr
Swimming pool hoist chair	LI2141.1087-00

Shower trolley



Product name	Art.Nr
Swimming pool shower trolley	LI2514.1987-00

Bathroom safety aids and accessories from Direct Healthcare Group

Bathroom adaptations - for accessible, safe and great looking bathrooms

Linido is Direct Healthcare Group's own brand product series for increased independence, safety and comfort in bathrooms, showers and toilet areas in private and public environments as well as in hospitals. Linido is a wide range of safe, practical, durable and ergonomic aids with modern design; wall mounted products and accessories creating accessible, safe and, in addition, great looking bathrooms. With Linido, everyone can experience the comfort of safety every day.

Showering, bathing and toileting

Direct Healthcare Group also offers a number of easy and practical devices making an existing toilet, shower or bathroom suitable for a safe and comfortable situation without permanent installations or changes to the bathroom. In addition, our bathroom safety range includes a wide selection of shower stools, freestanding, mobile, self-propelling and tilting commode/shower chairs as well as several models of shower trolleys, all of which are available in several variants to meet with various user and caregiver requirements.

This flyer provides an overview of a selection of our Bathroom safety aids. For more information, and to see all available devices and solutions, please visit our website www.directhealthcaregroup.com.

Direct Healthcare Group

Advancing Movement & Health™

Weteringweg 9, 2641 KM Pijnacker, The Netherlands
Tel: +31 (0)15 369 54 40
Fax: +31 (0)15 369 71 64
www.directhealthcaregroup.com
info.nl@directhealthcaregroup.com

Bathroom safety products

Linido



© Direct Healthcare Group 210112 - www.directhealthcaregroup.com

Direct Healthcare Group

Advancing Movement & Health™

Stools and Toilet frames

Shower stool soft seat / Freestanding



Product name	Art.Nr
Shower stool soft seat, aluminium, narrow width, 1-pack	200601112
Shower stool soft seat, aluminium, narrow width, 3-pack	200601312
Backrest, 1-pack	LI2002.0014-02
Backrest, 3-pack	200180312

Foldable toilet frame / Freestanding



Product name	Art.Nr
Foldable toilet frame	10499

Foldable toilet frame with back support / Freestanding



Product name	Art.Nr
Foldable toilet frame with back support	10498

Shower seats

Ergonomic shower seats



Product name	Art.Nr
Ergonomic shower seat	LI2201.2006-02
Ergonomic shower seat	LI2202.2006-02
Ergonomic shower seat	LI2203.2006-02



LI2203.2006-02



Grab rails

Ergogrip grab rails / Straight



Available in coated steel, coated stainless steel and polished stainless steel. Colours white and anthracite.


Product name	Length
Ergogrip 200	200 mm
Ergogrip 300	300 mm
Ergogrip 400	400 mm
Ergogrip 500	500 mm
Ergogrip 600	600 mm
Ergogrip 700	700 mm
Ergogrip 800	800 mm
Ergogrip 900	900 mm
Ergogrip 1000	1000 mm
Ergogrip 1200	1200 mm
Ergogrip 1400	1400 mm

Ergogrip grab rails / Angled 45°



Product name	Length
Ergogrip 45 S	200 x 200 mm
Ergogrip 45 L	400 x 400 mm

Ergogrip grab rails / Angled 90°



Product name	Length
Ergogrip 90, left S	500 x 1000 mm
Ergogrip 90, right S	1000 x 500 mm
Ergogrip 90, left L	560 x 1130 mm
Ergogrip 90, right L	1130 x 560 mm

Ergogrip grab rails / Corner / Combination



A: LI2611.0181-02

B: LI2611.0151-02

Rails with small flanges / Stair newel grab rails



Product name	Length
Stair newel grab rail A	510 x 510 mm
Stair newel grab rail B	510 x 510 mm

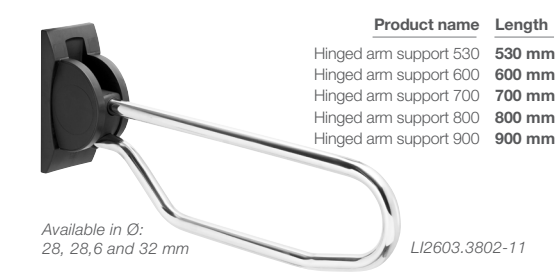
Rails with small flanges / Door frame grab rails



Product name	Length
Door frame grab rail S	300 mm
Door frame grab rail M	450 mm
Door frame grab rail L	600 mm

Hinged arm support

Hinged arm support



Available in Ø: 28, 28,6 and 32 mm

Hinged arm support and grab rails / Accessories



Product name	Art.Nr
Toilet roll holder	LI2617.0002-03
Toilet roll holder, for single-hand	LI2618.0006-02

Other toilet adaptations



Product name	Art.Nr
Backrest	LI2701.2004-02
Comfort Seat	LI09506.316

This picture shows Backrest; LI2701.2004-02 Comfort Seat; LI09506.316

Washbasin rail



Product name	Art.Nr
Washbasin rail	LI2606.0001-02
Washbasin rail with grab handles	LI2606.0011-02

Shower head holder



Product name	Art.Nr
Shower head holder	LI2630.2006-02

Towel rails




Product name	Length
Towel rail S	300 mm
Towel rail L	600 mm

Hardware for tilting mirror



Product name	Art.Nr
Hardware for tilting mirror	LI2642.0012-11

Handle: LI2642.0022-11



Shower stretchers and trolleys

Shower stretchers



Product name	Length
Shower stretcher 1500	1500 mm
Shower stretcher 1700	1700 mm
Shower stretcher 1900	1900 mm

Also available with adjustable backrest and water receiver.

Shower trolleys



Product name	Length
Shower trolley 1500	1500 mm
Shower trolley 1700	1700 mm
Shower trolley 1900	1900 mm

Two models available: flat and with adjustable backrest.

Side fences



Shower stretchers and shower trolleys can be equipped with side fences for increased safety.

Product name	Art.Nr
Removable side fence	LI2590.1251-02
Hinged side fence	LI2490.1251-02