




Dyna-Form™ **Pressure Reducing** **Mattress Range**

User Manual





Dyna-Form™ Pressure Reducing Mattress Range

Contents

1. Product Description	3
1.1 Symbols	3
1.2 Symbols guide.....	3
2. Intended Use	4
2.2 On delivery of your new mattress	4
2.3 Using your mattress.....	4
2.4 Patient repositioning.....	4
3. Cleaning & Care	5
3.1 Light soiling.....	5
3.2 Heavy soiling.....	5
3.3 Drying.....	5
3.4 Inspection	5
4. Maintenance	5
4.1 Audit	5
5. After Use	6
5.1 Storage.....	6
5.2 Transport.....	6
5.3 Re-Use.....	6
5.4 Disposal.....	6
6. Quality & Testing	6
6.1 Service Life	6
6.2 Product warranty periods	6
6.3 Fire testing	6
6.4 Quality standards	6
7. Technical Data	7

CE This manual must be given to the user of the product.
Before using the product, read this manual and save it for future reference!

1. Product Description

Your Dyna-Form Mattress utilises a high specification polyurethane multi stretch, vapour-permeable, cover which is designed to reduce build-up of heat that is associated with PVC type mattress covers whilst still remaining waterproof. Under the cover, this mattress blends the finest quality combustion modified high resilient foam (CMHR), together with a specialist pressure reducing “castellated cut” that ensures this product provides not only the best pressure re-distribution properties but also gives greater patient comfort and product longevity. Please see the product literature for further details.

1.1 Symbols

Warnings

In this User Manual warnings are indicated by symbols. The warning symbols are accompanied by a heading that indicates the severity of the danger.

WARNING

Indicates a hazardous situation that could result in serious injury or death if it is not avoided.

CAUTION

Indicates a hazardous situation that could result in minor or slight injury if it is not avoided.

! IMPORTANT

Indicates a hazardous situation that could result in damage to property if it is not avoided.

1.2 Symbols guide

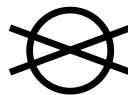
Mattress Symbols



WASH AT 80°



TUMBLE DRY ON LOW



DO NOT DRY CLEAN



REFER TO
USER MANUAL



MEDICAL DEVICES
DIRECTIVE 93/42EEC



DO NOT BLEACH



DO NOT IRON



NO SMOKING



MAXIMUM USER WEIGHT LIMIT
VARIOUS, PLEASE SEE PAGE 7



DO NOT USE
SHARP INSTRUMENTS





DO NOT USE
PHENOL

2. Usage

2.1 Intended use

The Dyna-Form range of Pressure Redistribution Mattresses are designed for both prevention and treatment of ulcers and are intended to be used in conjunction with an appropriately sized bed frame, as part of an overall pressure ulcer prevention program of care.

 Warning: Which mattress is suitable for your individual use should be decided by your clinician who will also determine the most appropriate pressure ulcer prevention or treatment plan and the relevant nursing procedures.

 Warning: The following user manual should be used in conjunction with the product literature and will give you instructions on how to get the best results when using one of our pressure reducing mattresses, however should you require any additional information please contact our customer help services department on +44(0)845 4599831.


2.2 On delivery of your new mattress

! IMPORTANT If your pressure reducing mattress has been delivered to you in a compressed roll package to ease storage and handling, then please remove from the outer box and open the clear plastic sleeve within 21 days. This will allow the mattress to regain its original shape. Open the mattress for minimum period of 1 hour before use to optimise performance. Please dispose of all packaging in line with your relevant environmental policy.


2.3 Using your mattress

 Caution: Prior to using the mattress ensure that the bed has no rough edges that may damage the mattress. Place the mattress on the bed with the Dyna-Form logo face up and near the head end of the bed. Ensure the zip is closed and the zip flap is completely covering the zip.

Place a light cotton or linen type bed sheet loosely over the mattress and ensure that any creases smoothed are out.

 Warning: Do not use heavy duvets or tightly "tucked in" blankets which may force additional pressure on the toes leading to damage on the bony prominences of the heels. The usage of additional water proof mattress covers, electric blankets, sheepskins or other similar items which may reduce the effectiveness of the pressure reducing properties of the mattress or indeed lead to an additional increase of body temperature which may cause skin maceration is not advisable. Please seek clinical advice should you wish to use any covering other than the cotton or linen type bed sheet. Take care when using mechanical items such as bridging boards, PAT slides or other patient transfer aids that damage does not occur to the mattress cover due to sharp or damaged edges.

 Warning: The maximum user weight of your mattress is available within the product literature.

 Warning: The printed side of the mattress cover must always be facing upward. Make sure that the distance between the surface of the mattress and the top of the side rail should be at least 220mm.

2.4 Patient repositioning

! IMPORTANT Your Dyna-Form Pressure Redistributing Mattress will provide not only the best pressure re-distribution properties but also give greater patient comfort and product longevity. However to prevent the build-up of pressure which may lead to tissue damage and potential ulcer formation, it is important that the patient either repositions themselves, or is repositioned on a regular basis. This should be based on the clinical judgement of a qualified healthcare professional that will provide you with a suitable turning regime.

3. Cleaning & Care

The way in which the mattress is cleaned depends upon the nature of the contamination and the susceptibility of the patient.

3.1 Light soiling

! IMPORTANT In the absence of gross contamination or unusual risk, the removal of dirt and spillages with clean, warm water, neutral detergent and manual dexterity should be sufficient. However if required the cover can be wiped down with a 0.1% Hypo Chlorite Solution (1,000ppm). Ensure that the cover is rinsed with clean water using a single use non-abrasive cloth, and thoroughly dried. Ensure adequate ventilation.

3.2 Heavy soiling

! IMPORTANT In cases of gross contamination the mattress cover should be cleaned first with detergent and water then with a diluted solution of 1% Hypo Chlorite (10,000ppm). Rinse well with clean water and a damp single use non-abrasive cloth. Ensure adequate ventilation.


! IMPORTANT Disposable gloves and aprons should be worn. If splashing could occur eye/face protection should also be worn. On removal of gloves, hands should be washed. Ensure mattress cover is thoroughly dried before remaking the bed. Damp humid environments have been shown to lead to the continuation of bacterial growth.

Within the community setting, it may be desirable to launder the cover after removing from the foam core. In such cases the cover should be laundered at no more than 80 degrees C.

3.3 Drying


To avoid shrinkage of the cover line dry in an indoor clean environment or tumble dry on a low heat setting not exceeding 40 degrees C and not for longer than 10 minutes. Covers must be thoroughly dried before re-fitting to the mattress.

3.4 Inspection

 **Warning:** Inspect the inner and outer surfaces of covers and their zip fasteners regularly for signs of damage. If the cover is stained, soiled or torn, the foam core should be examined. Damaged/soiled covers and mattresses should be reported to the ward/department manager. If the core of the mattress is wet or badly stained, the mattress should be withdrawn from service. The Company suggests that bed frame should also be cleaned in between each change of patient.

4. Maintenance


4.1 Audit

 **Caution:** It is recommended that a minimum of a 6 monthly or annual audit of all mattresses within a ward/department should be adhered to. In the community setting, an audit should also be considered between each change of patient.

Please refer to documents Foam Mattresses: Prevention of Cross Infection MDA SN 1999 (31), Medical Device Alert: All types of bed mattresses (MDA/2010/002) and also BHTA guidance on the care, cleaning and inspection of healthcare mattresses (BHTA Protect, Rinse and Dry). Details on how to audit your mattress are available from Direct Healthcare Services.

5. After Use

5.1 Storage

 Caution: It is recommended that 2 people lift/carry mattresses. Mattresses can become damaged when stored incorrectly. It is advisable to store your mattress off the floor in a clean dry environment. Do not store your mattress near heating devices such as electrical fires or radiators. Wherever possible, mattresses should be stored within a protective cover.

5.2 Transport

 Caution: Take care when handling mattresses to ensure no damage to the cover. It is recommended that two people lift/carry mattresses. Avoid contact with sharp objects and abrasive surfaces etc. Do not drag mattresses.

5.3 Re-Use

! IMPORTANT A cleaning record must be kept as part of the cleaning system. The product is suitable for repeated use. The number of times it can be used depends on how often and in which way the product is used. Before re-use, clean the product thoroughly in accordance with the guidelines.

5.4 Disposal

! IMPORTANT The disposal and recycling of used devices and packaging must comply with the applicable legal regulation in each country.

6. Quality & Testing

6.1 Service Life

We estimate a life expectancy of eight years for these products, provided they are used in strict accordance with the intended use as set out in this document and all maintenance and service requirements are met.

The estimated life expectancy can be exceeded if the product is carefully used and properly maintained, and provided technical and scientific advances do not result in technical limitations. The life expectancy can also be considerably reduced by extreme or incorrect usage. The fact that we estimate a life expectancy for these products does not constitute an additional warranty.

6.2 Product warranty periods

Please refer to the product literature for your mattresses warranty period. The warranty of your Dyna-Form Mattress is valid from time of shipping. If a defect or fault is discovered please contact Direct Healthcare Services on +44(0)845 4599831 who will arrange for inspection of the mattress. No responsibility will be accepted for damage caused by misuse or non-observance of the instructions set out in this user guide. Full warranty terms and conditions are available on request.

6.3 Fire testing

Direct Healthcare Services products are independently fire tested. Covers adhere to BS EN 7175 crib 5.

Cushions adhere to BS EN 7176 crib 5. Mattresses adhere to BS EN 7177 crib 5 (adherence to crib 7 where advised in product literature). For further country specific information please contact your authorised Direct Healthcare Services distributor.

6.4 Quality standards

Quality is fundamental to the company's operation, working within the disciplines of BS EN ISO 9001:2008 and ISO 13485:2012. All Direct Healthcare Mattress products feature the CE mark, in compliance with the Medical Device Directive.

7. Technical Data

Product Warranty	Warranty	Fire Testing	Grade Ref & Colour	Nominal Density Range (kg/m ³)	Nominal Hardness Range (N)	Maximum User Weight (kg)	Weight of product (kg)
Dyna-Form Mercury	8 Years Foam / 4 Years Cover*	BS7177 (Crib 5 Composite) BS 7177 (Crib 7 Composite) where required in specification	Blue RX 39/200 Pink RX 39/120	38-40 38-40	200 120	254	11
Dyna-Form Mercury Fire Evac	8 Years Foam / 4 Years Cover*	BS7177 (Crib 5 Composite)	Blue RX 39/200 Pink RX 39/120	38-40 38-40	200 120	254	12
Dyna-Form Saturn	8 Years Foam / 4 Years Cover*	BS7177 (Crib 5 Composite)	White VC55085 Blue RX 39/200	55-60 38-40	85 200	254	12
Dyna-Form Venus	4 Years Foam / 4 Years Cover*	BS7177 (Crib 5 Composite)	Blue RX 39/200 Pink RX 39/120	38-40 38-40	200 120	254	11
Dyna-Form Jupiter	3 Years Foam / 3 Years Cover*	BS7177 (Crib 5 Composite)	Orange RX 36/125	34-36	125	165	11
Dyna-Form Birthing Mattress	2 Years Foam / 2 Years Cover*	BS7177 (Crib 5 Composite)	Blue RX 39/200	38-40	200	254	11
Dyna-Pad Mattress Overlay	3 Years Foam / 3 Years Cover*	BS7177 (Crib 5 Composite)	Blue RX 39/200	34-36	125	165	6
Dyna-Form Mercury Static Air	5 Years Foam / 5 Years Cover*	BS7177 (Crib 5 Composite)	Blue RX 39/200 Pink RX 39/120	38-40 38-40	200 120	254	11
Dyna-Form Static Air HZ	5 Years Foam / 5 Years Cover*	BS7177 (Crib 5 Composite)	Blue RX 39/200 Pink RX 39/120	38-40 38-40	200 120	254	10

* Reference: 8 year cover warranty with Pro-Formance cover



With over 28 years experience in the provision of clinically proven, value for money solutions, you can be sure that our combination of innovative technologies, designed in partnership with leading clinical healthcare establishments, meet the needs of most patient groups, including our increasingly elderly population.

Our specialist teams are dedicated to serving your needs by continually striving to provide excellent customer support through a personalised one-on-one service. Whether you need a full hospital installation or a single item, you can be sure that by putting your trust in us – we will 'Deliver the Promise'.



**Direct Healthcare
Services**
Delivering the Promise

Direct Healthcare Services Ltd
Unit 6/10 Withey Court, Western Industrial Estate
Lon-y-Llyn, Caerphilly, CF83 1BF UK

Sales Office +44 (0) 845 459 9831 **F** +44 (0) 845 459 9832 **E** info@directhealthcareservices.co.uk
www.directhealthcareservices.co.uk

Although Direct Healthcare Services Ltd will endeavour to provide the exact specification as printed, we reserve the right to change specification without prior notice. All equipment and information within this brochure, should be used in conjunction with appropriate clinical judgement and nursing procedures.

All products manufactured to standards:

