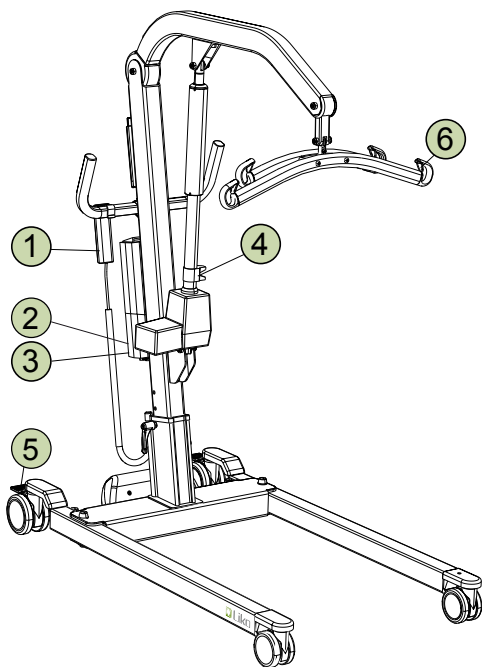


Viking M, L, XL

Quick Reference Guide

English



Safety Instructions

- Read the Instruction Guides for the lift and lifting accessories before use.
- Plan the lifting operation carefully.
- Check to ensure that the sling's strap loops are correctly fastened to the slingbar hooks when the sling strap is extended, but before the patient is lifted from the underlying surface.

• Maximum load:

Viking M 205 kg (450 lbs.)

Viking L 250 kg (550 lbs.)

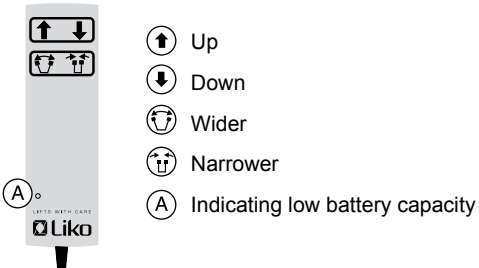
Viking XL 300 kg (660 lbs.)

To retain max. load it is essential to use accessories rated for the same max. load or greater.

IMPORTANT!

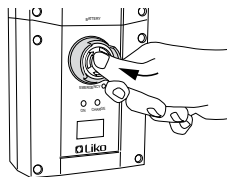
This Quick Reference Guide does not replace the lift unit's Instruction Guide, which can be downloaded at www.liko.com.

1 Handcontrol

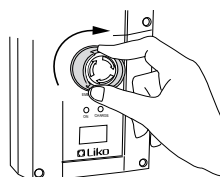


2 Emergency Stop

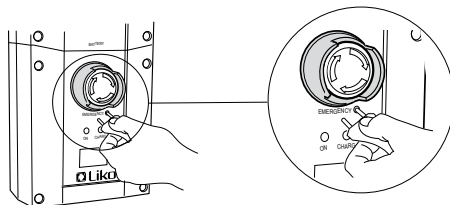
Activate:



Reset:

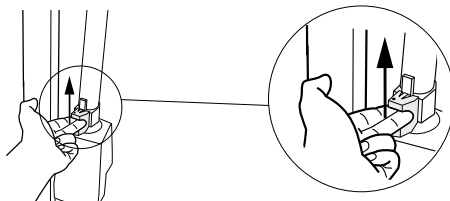


3 Electrical Emergency Lowering

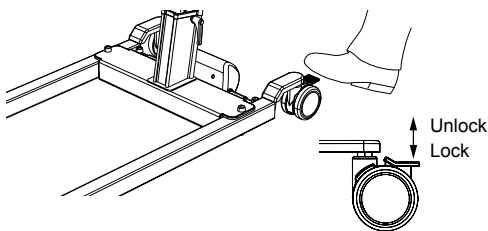


⚠ The object used to press with must not be sharp, since this may cause damage to the control box!

4 Mechanical Emergency Lowering

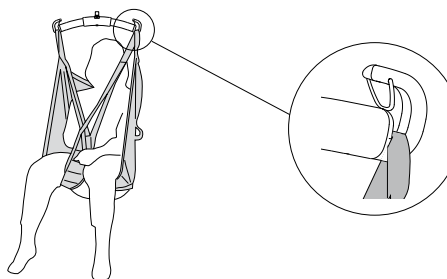


5 Locking the Wheels

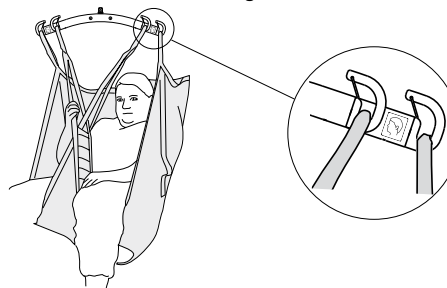


6 Safety Latches

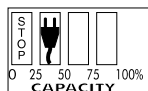
Viking M, L



Viking XL



Charging the Batteries



Charge immediately!



Fully charged

- Charge the lift unit regularly after use.
- The lift unit does not function during charging.
- **The Emergency Stop should not be pressed in during charging.**

Ergonomics

- Never lift manually – let the lift unit do the lifting.
- Take it easy. Work calmly and methodically.
- Don't strain your back! Work in a walking stance with your back straight.
- Use the bed's raising and lowering functions.
- Reduce the lever effect. Work close to the patient and the lift.

Cleaning

When necessary, clean the lift with a moist cloth, using common surface cleaners or disinfectants.

Simple Troubleshooting

Check to ensure that:

- the Emergency Stop is not pressed in
- the battery is charged
- the handcontrol is properly connected.

Other Quick Reference Guides

Quick Reference Guides for Liko's lifts and slings are available for downloading at www.liko.com.

© Copyright Liko AB



LIFTS WITH CARE



www.liko.com

Liko Distributor in UK:

Liko (UK) Ltd.

Phone: +44 (0) 1453 827272

Fax: +44 (0) 1453 828844

info@liko.co.uk

National Distributor in USA and Canada:

Liko North America

Phone: 508-553-3993, 1-888-545-6671

Fax: 508-528-6642

info@liko.com