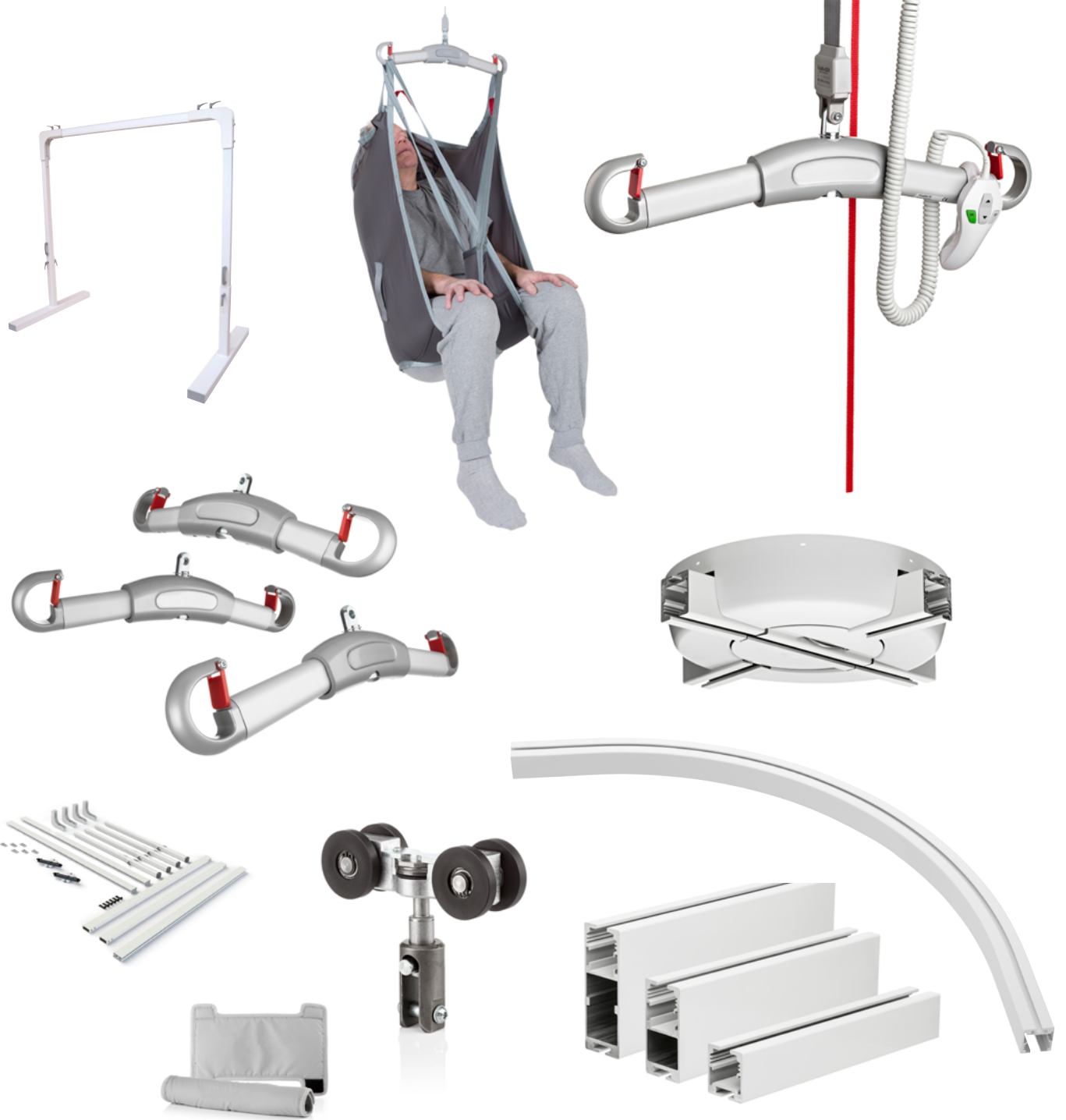


SystemRoMedic™

# Ceiling lift systems



**Direct Healthcare**  
**Group**

Advancing Movement & Health®

Rail systems | Ceiling lift units | Slings | Lifting accessories

# Solutions for all lifting situations

With a leading industry reputation for reliability and safety, Direct Healthcare Group's lifting solutions have been safely moving thousands of individuals, reducing the risk of injury for users and caregivers alike. Our permanent ceiling lift installs can be designed so moving throughout your home becomes an effortless task while our portable solutions require no construction and can be taken anywhere.

## A combination of devices provides an individually adapted solution

A selection of lifting accessories are available to create an optimal solution for users with different needs.



## MilkyWay – unlimited possibilities

MilkyWay is an ergonomic favourite, an ideal concept that eliminates the need for manual lifting and allows the caregiver to work in a safe and comfortable moving and handling environment. With a wide range of track sizes, lengths and configurations, the MilkyWay can cover a large lifting area or fit into small rooms, all with the potential of low reach and very high clearance lifting.

### Features

- Safety first – the MilkyWay has been designed to meet the highest safety standards of MDD and ISOEN 10535
- Unique – each design is designed in close cooperation with the customer, ensuring adaptation to specific conditions and requirements
- Unlimited possibilities – together with an optional choice of ceiling lift unit and appropriate lifting accessories, the MilkyWay offers a myriad of possibilities for design and adaptation for the perfect stationary lifting solution for all settings, rooms and lifting needs
- Easy to install – MilkWay offers flexibility and can be adapted to most environments and settings – from new buildings to those being adapted alike. The MilkyWay system must always be installed by qualified and authorised personnel in accordance with instructions issued by Direct Healthcare Group

### A permanently installed rail system such as MilkyWay is the right solution when:

- The need for lifting is permanent or frequent
- Space is limited
- Room furnishings must be adapted freely according to the situation and needs
- You need to create optimal working conditions and prevent load injuries and accidents in connection with patient transfers
- You need a solution that is easy for the caregiver to use
- You want to provide the best possible quality of care while allowing the user to experience a sense of security, control and dignity

# Castor Gantry


## Low weight and large loading capacity

### Features

- Compact and discreet design
- Very stable construction
- Strong, for users weighing up to 300kg/47 stone
- Easy to assemble and disassemble, with the locking handles available as an accessory
- Easy to move and store
- Rail available in different lengths
- Easy setting of height, 7 positions with 7.5cm/2.95" distance
- Flexible width (lifting area) and height (lifting range)
- For use with different types of ceiling lift units
- Safe and flexible lifting solutions for all settings and users



Locking handles



Castor Gantry shown with rail and extra locking handles, both of which are sold separately.

### Benefits

- Ready to use and easy to assemble, move and store – assembly takes minutes and requires no tools
- Lightweight with extremely large loading capacity – Castor is made of aluminium, making the stand light in relation to its large loading capacity
- Ordered to meet your requirements – to adapt the stands width and lifting area, we allow you to choose the rail length to meet your lifting needs
- Adjustable height – with locking handles on the uprights, the height can easily be set at seven different positions to adapt the lift stand's height and the lifting range to suit the specific situation and lifting needs. With Castor it is possible to perform both low and very high lifts
- Ideal for single-handed care

### Technical information

Construction:	Aluminium
Height adjustable:	Up to 2.44m (8ft)
Length:	Up to 5m (16.4ft)
Unit weight:	20.4kg (45lbs) total
Maximum load:	300kg (47 stone)

Tested to ISO standards

# Helena

## A freestanding traverse system



### Features

- Freestanding traverse system, for occasional lifting needs in a specific location or where it is not possible to install a permanent rail system to the ceiling
- Easy to assemble
- Can be disassembled and moved to other locations should the lifting needs change
- Strong and stable, for users weighing up to 285kg/44.5 stone
- Three models provide lifting areas of different sizes
- To provide the optimal lifting range, the height can be set at 10 positions with 50mm/2" distance

### Benefits

- Safe, high-performance freestanding lift stand with a cross-rail. Together with a ceiling lift unit, Helena functions as a stationary x-y lift system. The cross rail is suspended in trolleys and can travel sideways in fixed rails along the total width of the lift stand meaning the ceiling lift unit can travel in all directions and be used anywhere in the lifting area, both for very low and very high lifting.
- Lightweight and large loading capacity – Helena is made of aluminium, making the stand light in relation to its large loading capacity
- Compact and discreet design yet strong and sturdy
- Adjustable height – the height can be set at 10 different positions to provide the optimal lifting range according the specific situation and lifting needs



### Technical information

Construction:	Aluminium
Height adjustable:	Up to 2.44m (8ft)
Length:	2.4m (8")
Unit weight:	20.4kg (45lbs) total
Maximum load:	285kg (44.5 stone)
Model sizes:	3 x 3m (9.8 x 9.8ft)
	3 x 4m (9.8 x 13ft)
	4 x 5m (13 x 16ft)

Tested to ISO standards

# FST-300 Gantry

## The portable, lightweight freestanding track

Designed with both the caregiver and user in mind, Direct Healthcare Group's FST-300 is both lightweight and durable providing flexibility to change rooms at home or take on holiday. Ready to use, the FST-300 can be assembled in minutes and is for use with the RiseBasic300 portable lift with a safe working load of 136kg/21 stone.



### Features

- Extends the time people can stay in their own home
- No structural alterations required to the room or ceiling
- Complete safety, dignity and comfort for the client and carer
- Can be used to lift and transfer individuals from a bed, chair etc.
- Easy to assemble

### Benefits

- Ready to use and easy to assemble, move and store – assembly takes minutes and requires no tools
- Components fold easily into an ergonomic carry bag that is customised with rollers to allow for easy transport
- Secure, sturdy, lightweight system, weighing only 20kg/45lb
- A height adjustable minimally invasive design allowing the product to fit comfortably in any setting
- Cost effective solution that can be used for temporary or permanent applications with no modifications required to the environment

### Technical information

Construction:	Aluminium
Height adjustable:	Up to 1.95m (7.5")
Length:	2.4m (8")
Unit weight:	20.4kg (45lbs) total
Maximum load:	136kg (21 stone)

Tested to ISO standards

# Stationary ceiling lift units

A stationary lifting solution, consisting of a ceiling lift unit mounted either on a permanently installed rail system or on a freestanding lift stand, is an ergonomically ideal alternative that eliminates the need for manual lifting and allows the caregiver to always choose the optimal working stance. Furthermore, the lift system is always in place, it requires a minimum of floor space and it is very easy to manoeuvre. An added advantage is that the system provides a large lifting area and the possibility of both low and very high lifting.

Direct Healthcare Group's range includes a wide selection of ceiling lift units, with unique features and advantages, for all situations, settings and users. We have several models and variants, with different lifting capacity, features and functionalities, which can be used both on permanently installed rail systems and on freestanding lifting systems.



## RiseAtlas450

A safe and easy-to-use stationary ceiling lift unit for users weighing up to 205kg/32 stone. Two models and two special versions with and without QuickTrolleySystem, built-in transfer motor and other features.

## RiseAtlas625

A safe and easy-to-use stationary ceiling lift unit for users weighing up to 285kg/44.5 stone. Two models and one special version with and without QuickTrolleySystem, built-in transfer motor and other features.



## RiseBasic

RiseBasic is a modern and stylish stationary ceiling lift unit for safe and easy lifting in all situations and for users weighing up to 200kg/31 stone.



Our lifting slings give you more...



...activation and  
more support!

Direct Healthcare Group's lifting slings includes a wide range of functional and comfortable, high-quality lifting slings that are adapted for all types of lifting and for users with different needs. The lifting slings are available in several specifications from low-back to hygiene, and in several sizes ranging from XXS to XXL.


From the simple to the most complex transfers, Direct Healthcare Group slings are designed to aid caregivers and provide a solution for every type of transfer.

All of our lifting slings can be used to advantage in combination with Direct Healthcare Group's mobile lifts and ceiling lift systems.

For more information on combinations, please consult your local Direct Healthcare Group representative.

# Lifting accessories for safe, comfortable and individually adapted lifting

Direct Healthcare Group's range includes different kinds of sling bars, side bars, scales and many other clever and practical lifting accessories for safe, comfortable and individually adapted lifting in all of the most common transfer situations.



## SlingBar

A two-point aluminium sling bar available in three variants with different widths.



## Quick Release Trolley

Accessory for RiseAtlas and RiseBasic ceiling lift units with manual transfer in the rail.



## SlingBarSpreader M

To get more room in a lifting sling when using SlingBar two-point sling bar, SlingBarSpreader M side bars can be used as an accessory.



## SlingBarWrap

SlingBar can be equipped with a soft protection, SlingBarWrap, which is sometimes needed for users with uncontrollable movements. It is attached with Velcro and can easily be removed for cleaning.

## QuickLink

An easy-to-use and versatile solution for the rapid changing of sling bars and associated accessories on mobile and ceiling lifts.



### More information

For more information about MilkyWay; available parts, instructions for design and installation and step-by-step examples of different types of installations, please consult the "MilkyWay Technical information" and/or "MilkyWay Handbook" documents or contact us or your local Direct Healthcare Group partner. All contact details can be found on our website, [www.directhealthcaregroup.com](http://www.directhealthcaregroup.com)

SystemRoMedic™ is a complete solution for easy transfers. The concept encompasses four product areas that meet most needs in different transfer situations.

**Transfer**, between two locations. **Positioning**, within the same location. **Support**, for mobility. **Lifting**, both manual and mechanical.

**Direct Healthcare Group**

Advancing Movement & Health®

Withey Court, Western Industrial Estate  
Caerphilly, United Kingdom CF83 1BF  
T: +44 (0) 800 043 0881  
F: +44 (0) 845 459 9832  
E: [info@directhealthcaregroup.com](mailto:info@directhealthcaregroup.com)  
[directhealthcaregroup.com](http://directhealthcaregroup.com)