

# Transfer and lifting aids

SystemRoMedic™



**SystemRoMedic™**  
transfer and lifting aids and accessories





## SystemRoMedic™ - simple solutions for great results.

*During the 1980s, load injuries increased dramatically within the care sector. At the same time, our company was founded and the very first SystemRoMedic™ transfer aid, the sliding mat EasySlide, was launched. EasySlide represented an entirely new approach and a new way of thinking within health care and when facilitating a supine transfer, and the positive market response told us we were on the right track.*

### **30 years in the service of simplicity**

In 2014, Handicare celebrated its 30th year as a company. For more than a quarter of a century we have been dedicated to developing clever and easy-to-use assistive devices for safe and easy transfers and to making everyday life and work easier for both users and personnel in the care sector.

And today, with SystemRoMedic™, we offer the market's broadest and most complete range of easy-to-use, effective and safe assistive devices for all types of patient transfers.

### **The challenge**

Every day, care staff find themselves in situations where they are pressed for time, short of personnel and lacking knowledge and access to simple and functional assistive devices.

Inadequate budgets in combination with the ambition and desire to provide a high standard of care contribute to the occurrence of various load injuries. The result is increased staff absenteeism and escalating costs. Putting an end to this negative spiral can be difficult.

### **The solution is simple, naturally**

The transfer-assistive devices in the SystemRoMedic™ range are based on simplicity, logical thinking, ergonomic principles and design with the user and caregiver in focus.

Simplicity is the key. Attention to the basic principles results in user-friendly solutions. And, in fact, it is the simple, most time-saving devices that actually get used. SystemRoMedic™ works with the laws of nature – not against them. Friction, for example, is a factor that must be considered. With smart solutions and combinations of special, functional materials, we can both reduce the friction under the user to facilitate transfer or repositioning, and increase the friction to minimize the risk of the user sliding out of bed.






## Activating the user

The more strength and functional capacity the user has, the more he is able to participate in his own transfer or repositioning. And the more active the user is, the easier the transfer will be for the caregiver. The SystemRoMedic™ transfer-assistive devices help the caregiver to activate the user while stimulating a natural movement pattern. In addition to strengthening the user's muscles, this also contributes to the user's sense of independence. In this way, we can improve the quality of life for the user while at the same time making the caregiver's job easier and safer.

## We love easy transfers!

The number of people requiring transfer assistance is steadily increasing. And load injuries and accidents cause huge occupational health and safety problems that account for enormous costs in the care sector. SystemRoMedic™ offers simple solutions for great results. It's a matter of simplifying life and work and of preventing load injuries and accidents that occur in connection with patient transfers. It also has to do with activating and rehabilitating people, facilitating transfers, even for pain-sensitive users, and preventing pressure sores. And, not least, it is a matter of improving the user's sense of independence, dignity and self-esteem. With SystemRoMedic™, care providers can take a step in the right direction. Our products are simple, safe and renowned for their cost-effectiveness. Our training programmes in transfer technique and product use give care personnel the means to choose the right working method and assistive device for every transfer situation.

We have seen what our devices can do for people, and this inspires us to continue developing new products. We love easy transfers!



## SystemRoMedic™

SystemRoMedic™ is a complete solution that provides for the majority of patient transfer requirements. From the simplest to the most complex scenarios, from the lightest to the heaviest. The concept encompasses assistive devices for four different categories of transfers:














- Transfer, assistive devices for transferring users between two locations
- Positioning, assistive devices for repositioning of users within the same location
- Support, assistive devices for mobility support e.g., during sit-to-stand or gait training
- Lifting, assistive devices for manual and mechanical lifting of users

Through a combination of training and a complete range of effective transfer-assistive devices, SystemRoMedic™ offers improvement both in the work environment and in the quality of care and, at the same time, achieves significant cost savings.



# Find the right transfer aid for the right situation.

SystemRoMedic™ offers solutions for all transfer situations and needs. To make it easier to find and choose the right transfer aid for the right situation, please use the below matrix to combine the main products in four transfer categories with the 14 most common activities in user transfers.

Products	Page	Activities													
															
<b>Transfer</b> Sliding aids for manual transfers of users between two locations.															
EasyGlide/ ReadyGlide	6	✓						✓	✓	✓			✓		
MoveMaster	7		✓	✓				✓	✓	✓					
EasySlide/ ReadySlide	7	✓	✓	✓								✓			✓
RollerSlide	8	✓													
<b>Positioning</b> Sliding aids, turning plates and other positioning aids and accessories for manual repositioning of users within the same location.															
OneWaySlide	9											✓			
EasyGlide, oval (mini)	9											✓			
AutoSlide	9												✓	✓	
EasySlide/ EasySlide, disposable	10-11	✓	✓	✓				✓				✓			✓
WendyLett	12, 13		✓												✓
WendyLett2Way	14		✓		✓										✓
WendyLett4Way	12, 14		✓	✓	✓										✓
WendyLean/ ReadyLett/ ReadySheet	15	✓	✓	✓	✓										✓
PositioningCover	16		✓	✓											
TurnSheet	17-18		✓	✓											✓
TurnTableSoft	19				✓									✓	
SitWalk	19											✓			
ComfortCushion	19			✓											
AntiSlip	20			✓							✓				
FootStool	20							✓	✓	✓		✓			
TopSheet	21		✓												✓
IncoSheet	21		✓	✓											
<b>Support</b> Different types of sit-to-stand aids, belts, turning plates and other support aids for mobility support e.g., during sit-to-stand or gait training.															
MiniLift200/ MiniLift160/ MiniLift125	22							✓	✓	✓	✓	✓	✓		
ThoraxSling	23, 72							✓	✓	✓	✓	✓	✓		
RiseUp600EE	24							✓	✓	✓	✓	✓	✓		
StandUpSling	24, 73							✓	✓	✓	✓	✓	✓		
QuickMove	25							✓	✓	✓	✓	✓	✓		
FlexiMove/ ReadyMove	25, 26			✓	✓				✓		✓	✓			
FlexiGrip/ ReadyGrip	26				✓				✓						
StandUp	27					✓									
ReTurn	28-29							✓	✓	✓	✓	✓	✓		
ReTurnBelt/ SupportStraps	30						✓	✓	✓	✓	✓	✓	✓		
EasyBelt/ FlexiBelt/ ReadyBelt	31						✓	✓	✓	✓	✓	✓	✓		
DisposableBelt/ WalkingBelt	32						✓	✓	✓	✓	✓	✓	✓		

Products	Page	Activities														
																
RoWalker400	32						✓	✓								
TurnTable	33								✓	✓	✓					
TurnSafe	33							✓	✓	✓	✓	✓	✓			
<b>Lifting</b> Manual lifting aids and mechanical lifting aids like ceiling lifts, rail systems, mobile lifts, lifting slings and accessories for manual or mechanical lifting of users.																
LiftSeat	36					✓			✓	✓	✓				✓	
FlexiMove	36	✓	✓	✓		✓										
MiniStretcher	37	✓	✓	✓		✓										
RiseBasic/ RiseAtlas, stationary ceiling lift units	38-41	✓	✓	✓	✓	✓	✓	✓	✓	✓	✓	✓	✓			
RisePorto, portable ceiling lift units	35, 42	✓	✓	✓	✓	✓	✓	✓	✓	✓	✓	✓	✓			
Castor/ Pollux/ Helena, freestanding lift stands	44-45	✓	✓	✓	✓	✓	✓	✓	✓	✓	✓	✓	✓			
MilkyWay, rail system	43, 46-47	✓	✓	✓	✓	✓	✓	✓	✓	✓	✓	✓	✓			
Eva, mobile lifts	48-49	✓	✓	✓	✓	✓	✓	✓	✓	✓	✓	✓	✓			
Rino600EE/ Carina350	50	✓	✓	✓	✓	✓	✓	✓	✓	✓	✓	✓	✓			
Vega505EE	51	✓	✓	✓	✓	✓	✓	✓	✓	✓	✓	✓	✓			
HighBackSling	60-61					✓			✓				✓			
ShellHBSling	61					✓			✓				✓			
FlexibleSling	62, 69					✓			✓	✓	✓		✓			
AmpHBSling	62								✓				✓			
HygieneHBSling	63									✓	✓		✓			
BasicSling	64								✓				✓			
AmpSling	65								✓				✓			
LowBackSling	66								✓				✓			
HygieneSling	67									✓	✓					
HygieneLBSling	68									✓	✓			✓		
ClassicHBSling	69								✓				✓			
ClassicSling	70								✓	✓	✓		✓			
BariSling	70								✓							
StretcherSling	71	✓		✓		✓										
SafeHandlingSheet	71	✓	✓	✓	✓	✓										
TurningSling	71		✓													
StandingVest	74								✓							
WalkingVest	74				✓		✓	✓				✓				
BariVest/ LimbSling	75					✓	✓				✓					

## More content

About SystemRoMedic™ ..... 2-3  
 Lifting accessories ..... 52-55

Selecting sling model, material and size ..... 56-59  
 Size guide for lifting slings, overview ..... 76-79

Accessories for lifting slings ..... 80-81  
 Safety information ..... 82  
 Check, improve the work environment ..... 83

## Sliding aids



EasyGlide 5020



EasyGlide 5060

### EasyGlide

For sitting transfers from wheelchairs to beds, toilets, car seats and many other seated positions. It is especially suitable for leveling out height differences or for bridging short distances. Available in two models and several sizes.

Art. No.	Product name	Description	Unit
5020	EasyGlide	60 x 33 cm/ 23.6" x 13", three-part	1 Pce
5050	EasyGlide	75 x 33 cm/ 29.5" x 13", three-part	1 Pce
5060	EasyGlide	60 x 25 cm/ 23.6" x 9.8"	1 Pce
5070	EasyGlide	45 x 20 cm/ 17.7" x 7.9"	1 Pce

#### Accessories

4014	Storage pocket	For 5020, 5050	1 Pce
------	----------------	----------------	-------



### ReadyGlide

ReadyGlide is a sliding board that has been designed to simplify transfers in a seated position, for example, between bed and wheelchair or between wheelchair and toilet.

Art. No.	Product name	Description	Unit
15030	ReadyGlide	60 x 25 cm/ 23.6" x 9.8", polyethylene	1 Pce



EasyGlide 5000

EasyGlide 5010

### EasyGlide

For supine transfers from one bed to another.

Art. No.	Product name	Description	Unit
5000	EasyGlide, extra long	120 x 60 cm/ 47.2" x 23.6"	1 Pce
5010	EasyGlide, extra long	170 x 59 cm/ 66.9" x 23.2"	1 Pce



EasyGlide 5042

### EasyGlide

For supine transfers from one bed to another but also for positioning higher up in bed and for placing a lifting sling.

Art. No.	Product name	Description	Unit
5040	EasyGlide, oval	85 x 39 cm/ 33.5" x 15.4"	1 Pce
5042	EasyGlide, oval	85 x 39 cm/ 33.5" x 15.4"	2 Pcs

EasyGlide, oval is also available in a smaller model for positioning further back in chair, see page 9.





### MoveMaster

MoveMaster is a slightly different, open sliding mat with handles at one end. This makes it possible to help by pulling users in various transfers, such as moving them further up in bed. MoveMaster is particularly well suited for use against bare skin when transferring to shower chairs or to the toilet.

Art. No.	Product name	Description	Unit
2090	MoveMaster	47 x 120 cm/ 18.5" x 47.2", 3 handles	1 Pce



EasySlide 1030

### EasySlide

EasySlide (190 x 60) is primarily used for supine transfers, for example between beds and x-ray or operating tables, shower trolleys, stretchers and similar. EasySlide is also a very effective aid for turning users in bed or on x-ray or operating tables. Disposable covers for EasySlide provide for improved hygiene and less laundry.

Art. No.	Product name	Description	Unit
1020	EasySlide	190 x 60 cm/ 74.8" x 23.6"	1 Pce
1030	EasySlide (1020 + 1051)	190 x 60 cm/ 74.8" x 23.6" complete	1 Set



Protective Cover

Disposable cover

#### Accessories

1051	Protective cover	For 1020, 1030	1 Pce
1055	Disposable cover	For 1020, 1030	2 x 50 Pcs
1151	Protective cover	For 1120*, 1130*	1 Pce
1155	Disposable cover	For 1120*, 1130*	2 x 90 Pcs
1085	WallRack	For storing of sliding mats and disposable covers for EasySlide and RollerSlide	1 Pce

\* 1120, 1130, EasySlide 100 x 60, discontinued



WallRack



### ReadySlide

ReadySlide is a thin, pliable and very easy-to-use sliding mat that facilitates various types of lying transfers of users, positioning in chairs and application of lifting slings.

Art. No.	Product name	Description	Unit
11250	ReadySlide	70 x 70 cm/ 27.6" x 27.6", polyamid	1 Pce
11230	ReadySlide	110 x 70 cm/ 43.3" x 27.6", polyamid	1 Pce
11235	ReadySlide	110 x 90 cm/ 43.3" x 35.4", polyamid, extra wide	1 Pce
11210	ReadySlide	195 x 70 cm/ 76.8" x 27.6", polyamid	1 Pce
11215	ReadySlide	195 x 70 cm/ 76.8" x 27.6", polyamid, with handles	1 Pce



## Sliding aids



RollerSlide 9145



RollerSlide,  
flexi 9148



Disposable cover



WallRack

### RollerSlide

For supine transfers of inert users between a bed and an x-ray or operating table, shower trolley, ambulance stretcher or similar. Bridges gaps and moves with the users during the transfer.

RollerSlide consists of a padded sliding board with a cover made from ULF™ (Ultra Low Friction), a sophisticated sliding material that slides round the board during transfer. RollerSlide is available in three models and several sizes. RollerSlide, flexi is a lighter and bendable variant of RollerSlide.

RollerSlide, light is a light-weight variant of RollerSlide, flexi.

RollerSlide, flexi is also available in two wider variants adapted for larger and heavier users weighing up to 300 kg / 660 lbs, depending on the distance between the underlying surfaces.

Art. No.	Product name	Description	Unit
9145	RollerSlide	175 x 50 cm/ 68.9" x 19.7", foldable	1 Pce
9155	RollerSlide	85 x 50 cm/ 33.5" x 19.7"	1 Pce
9148	RollerSlide, flexi	175 x 50 cm/ 68.9" x 19.7", foldable	1 Pce
9158	RollerSlide, flexi	85 x 50 cm/ 33.5" x 19.7"	1 Pce
9120	RollerSlide, light	175 x 50 cm/ 68.9" x 19.7", foldable	1 Pce
9110	RollerSlide, light	85 x 50 cm/ 33.5" x 19.7"	1 Pce
9170	RollerSlide, flexi	175 x 60 cm/ 68.9" x 23.6", foldable	1 Pce
9175	RollerSlide, flexi	85 x 60 cm/ 33.5" x 23.6"	1 Pce

### Accessories

9136	Sliding cover	For 9120, 9145, 9148	1 Pce
9156	Sliding cover	For 9110, 9155, 9158	1 Pce
9172	Sliding cover	For 9170	1 Pce
9177	Sliding cover	For 9175	1 Pce
9142	Sliding cover, wipeable	For 9120, 9145, 9148	5 Pcs
9169	Sliding cover, wipeable	For 9110, 9155, 9158	5 Pcs
9173	Sliding cover, wipeable	For 9170	5 Pcs
9178	Sliding cover, wipeable	For 9175	5 Pcs
9138	Disposable cover	For 9120, 9145, 9148	2 x 50 Pcs
9168	Disposable cover	For 9110, 9155, 9158	2 x 115 Pcs
1085	WallRack	For storing of sliding mats and disposable covers for EasySlide and RollerSlide	1 Pce

Patent: AT-1648368, CH-1648368, DE-502004013222.7







OneWaySlide 2075



OneWaySlide 2069

### OneWaySlide

OneWaySlide has many functions. The main one improves sitting positions in chairs or wheelchairs. The sliding mat effectively retards forward movement yet slides backwards, making it easy for the caregiver to help the user move into a more comfortable position in the chair. Also available in a tube-shaped design without handles for the more active user.

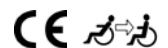
Art. No.	Product name	Description	Unit
2074	OneWaySlide	110 x 30 cm / 43.3" x 11.8", 6 handles	1 Pce
2075	OneWaySlide	130 x 40 cm / 51.2" x 15.7", 6 handles	1 Pce
2076	OneWaySlide	130 x 45 cm / 51.2" x 17.7", 6 handles	1 Pce
2077	OneWaySlide	130 x 55 cm / 51.2" x 21.7", 6 handles	1 Pce
2069	OneWaySlide, tubular	50 x 40 cm / 19.7" x 15.7"	1 Pce
2070	OneWaySlide, tubular	50 x 45 cm / 19.7" x 17.7"	1 Pce



### EasyGlide

EasyGlide are used in pairs to facilitate positioning further back in chair. The smaller size makes it easier to place the sliding boards under the user's thighs and seat.

Art. No.	Product name	Description	Unit
5045	EasyGlide, oval	45 x 20 cm / 17.7" x 7.9"	2 Pcs



### AutoSlide

Facilitates getting in and out of cars, allowing its users to easier turn and move sideways. The seat cushions are firmly attached to the backs of car seats, so users cannot slide forward.

Art. No.	Product name	Description	Unit
8100	AutoSlide	46 x 46 cm / 18.1" x 18.1"	1 Pce



**Sliding aids**



**EasySlide**

EasySlide (100 x 70) is mainly designed for users requiring only some care who need to turn and move in bed. It performs best on a rough surface. EasySlide reduces the friction on both shoulder and hip, which in turn reduces the risk of pressure sores. Thanks to these features, EasySlide is very gentle for users in pain but also for the caregiver, thus avoiding the risks associated with lifting.

Art. No.	Product name	Description	Unit
1220	EasySlide	100 x 70 cm/ 39.4" x 27.6"	1 Pce
1230	EasySlide (1220 + 1251)	100 x 70 cm/ 39.4" x 27.6", complete	1 Set

**Accessories**

1251	Protective cover	For 1220, 1230	1 Pce
1255	Disposable cover	For 1220, 1230	2 x 90 Pcs
1085	WallRack	For storing of sliding mats and disposable covers for EasySlide and RollerSlide	1 Pce



**EasySlide**

EasySlide (140 x 90) is designed for normal-weight users with limited to severely reduced abilities to participate in the turning process. These users are often permanently confined to the bed, and it is therefore important to prevent pressure sores. EasySlide (200 x 90) has extra padding in order to further reduce the risks of pressure sores. The padding distributes the pressure over the entire body and reduces pressure, friction and the risk of shearing on the especially vulnerable pressure points: the shoulders, hips, head, and feet.

Art. No.	Product name	Description	Unit
1420	EasySlide	140 x 90 cm/ 55.1" x 35.4", 2 fastening straps	1 Pce
1430	EasySlide (1420 + 1451)	140 x 90 cm/ 55.1" x 35.4", complete	1 Set
1470	EasySlide	200 x 90 cm/ 78.7" x 35.4", 4 fastening straps	1 Pce
1480	EasySlide (1470 + 1481)	200 x 90 cm/ 78.7" x 35.4", complete	1 Set


**Accessories**

1451	Protective cover	For 1420, 1430	1 Pce
1481	Protective cover	For 1470, 1480	1 Pce
1599	LockingStrap	Fastening straps, spare part for 1420, 1430, 1470, 1480	1 Pair
1085	WallRack	For storing of sliding mats and disposable covers for EasySlide and RollerSlide	1 Pce





EasySlide 2010



EasySlide 2015



Disposable cover



WallRack

## EasySlide

EasySlide (50 x 60), (50 x 70) and (25 x 60) are excellent aids for turning in bed, for moving users higher up in bed or for transferring them from the bed to the wheelchair. EasySlide is a small, practical aid that encourages activation. For the caregiver, EasySlide decreases the number of assisted positionings and eliminates unnecessary lifting, which spares both back and shoulders.

Art. No.	Product name	Description	Unit
2010	EasySlide	50 x 60 cm/ 19.7" x 23.6", polyester	1 Pce
2020	EasySlide	50 x 60 cm/ 19.7" x 23.6", microfiber	1 Pce
2030	EasySlide (2020 + 2051)	50 x 60 cm/ 19.7" x 23.6", complete	1 Set
2011	EasySlide	50 x 70 cm/ 19.7" x 27.6", polyester	1 Pce
2021	EasySlide	50 x 70 cm/ 19.7" x 27.6", microfiber	1 Pce
2015	EasySlide	25 x 60 cm/ 9.8" x 23.6", polyester	1 Pce

### Accessories

2051	Protective cover	For 2010, 2020, 2030	1 Pce
2052	Protective cover	For 2011, 2021	1 Pce
2055	Disposable cover	For 2010, 2020, 2030	100 Pcs
1085	WallRack	For storing of sliding mats and disposable covers for EasySlide and RollerSlide	1 Pce



## EasySlide, disposable

EasySlide, disposable is a thin, pliable and very easy-to-use personal sliding mat for short-term use. EasySlide, disposable can be used to facilitate turning and repositioning higher up in bed, for supine and seated transfers, and for repositioning in the seated position. EasySlide, disposable can also be used to lift the user's legs in and out of bed, to assist dressing and undressing, and to facilitate application of a lifting sling. EasySlide, disposable is a new, unbelievably versatile sliding mat that makes many common transfers, even heavy ones, easier for both the user and the caregiver. The sliding mat is made of environmentally friendly polyethylene (PE) plastic and the practical, hygienic package contains a roll with up to 60 individual EasySlide mats for short-term use. EasySlide, disposable is also available in a practical and hygienic single-pack which is very convenient to always have close at hands.



EasySlide, disposable, 2040



EasySlide, disposable, 2041

Art. No.	Product name	Description	Unit
2040	EasySlide, disposable	50 cm x 70 cm/ 19.7" x 27.6"	2 x 60 Pcs
2045	EasySlide, disposable	50 cm x 70 cm/ 19.7" x 27.6" including practical wall and tabletop dispenser in steel	2 x 60 Pcs
2041	EasySlide, disposable	80 cm x 70 cm/ 31.5" x 27.6", single-packed	140 Pcs
2043	EasySlide, disposable	120 cm x 70 cm/ 47.2" x 27.6", single-packed	100 Pcs
2042	EasySlide, disposable	200 cm x 70 cm/ 78.7" x 27.6", single-packed	70 Pcs



## **WendyLett**

SystemRoMedic

### **A comfortable functional material**

The WendyLett sheets are made of a mixed material fabric. Wonderful, smooth cotton provides for comfort while strong and smart polyester ensures functionality and durability. The quality of the fabric is continuously and carefully monitored with regards to strength, durability, burls, washing properties and non-inflammability.

### **Communicating and self-instructing design**

The colours and patterns of the fabric in the WendyLett sliding and drawsheets are designed to indicate the function of the sheet and thereby also the needs of the user. White and grey stripes and checked patterns communicate in which direction sliding is facilitated and how the sheet should be used. The design also makes the sheets easy to distinguish in the laundry. And, on top of this, the WendyLett sheets look really good.

### **A transfer aid which prevents pressure-related sores**

Using WendyLett, small transfers, turning and positioning of users in bed can be performed without friction and shearing damage of the skin of the user. The sheets are made of a very fine material and can favourably be placed on top of a pressure-relieving mattress without compromising the pressure-relieving properties of the mattress. In order to provide the user with maximum comfort, we have also eliminated all seams across the sheets and made the joint seams of different functional materials really flat and low.





## WendyLett

WendyLett base sheet is a satin sliding sheet. The sliding takes place sideways along the direction of the stripes. WendyLett is intended for users who have difficulties turning in bed.

WendyLett has a smooth, silky central part, enabling turning with minimal effort. Sliding sideways is made easy without risk of sliding off the bed by the anti-slip material at both sides of the sheet. The material also prevents the user from sliding down in bed. WendyLett is bedded in the bed like a normal sheet with the smooth surface in the middle of the bed.

For users who need more assistance, WendyLett can be combined with WendyLett2Way drawsheet or WendyLett4Way sliding drawsheet.



Art. No.	Product name	Description	Unit
1609	WendyLett	Sliding sheet, 100 x 200 cm/ 39.4" x 78.7", white, sliding surface 60 cm/ 23.6", fits 80-90 cm/ 31.5"-35.4" bed	1 Pce
1614	WendyLett	Sliding sheet, 140 x 200 cm/ 55.1" x 78.7", white, sliding surface 60 cm/ 23.6", fits 80-90 cm/ 31.5"-35.4" bed	1 Pce
1629	WendyLett	Sliding sheet, 100 x 200 cm/ 39.4" x 78.7", grey/white striped, sliding surface 60 cm/ 23.6", fits 80-90 cm/ 31.5"-35.4" bed	1 Pce
1634	WendyLett	Sliding sheet, 140 x 200 cm/ 55.1" x 78.7", grey/white striped, sliding surface 60 cm/ 23.6", fits 80-90 cm/ 31.5"-35.4" bed	1 Pce
1639	WendyLett	Sliding sheet, 200 x 200 cm/ 78.7" x 78.7", grey/white striped, sliding surface 70 cm/ 27.6", fits 105 cm/ 41.3" bed	1 Pce
1667	WendyLett	Sliding sheet, 100 x 220 cm/ 39.4" x 86.6", grey/white striped, sliding surface 100 cm/ 39.4", fits 120 cm/ 47.2" bed	1 Pce
1668	WendyLett	Sliding sheet, 140 x 220 cm/ 55.1" x 86.6", grey/white striped, sliding surface 100 cm/ 39.4", fits 120 cm/ 47.2" bed	1 Pce
1669	WendyLett	Sliding sheet, 200 x 220 cm/ 78.7" x 86.6", grey/white striped, sliding surface 100 cm/ 39.4", fits 120 cm/ 47.2" bed	1 Pce
1641	WendyLett	Sliding sheet, 200 x 90 cm/ 78.7" x 35.4", grey/white striped, fitted sheet with elastic, sliding surface 70 cm/ 27.6", fits 90 cm/ 36" bed	1 Pce
1651	WendyLett	Sliding sheet, 200 x 105 cm/ 78.7" x 41.3", grey/white striped, fitted sheet with elastic, sliding surface 80 cm/ 31.5", fits 105 cm/ 42" bed	1 Pce
1661	WendyLett	Sliding sheet, 200 x 120 cm/ 78.7" x 47.2", grey/white striped, fitted sheet with elastic, sliding surface 95 cm/ 37.4", fits 120 cm/ 47.2" bed	1 Pce
1671	WendyLett	Sliding sheet, 200 x 140 cm/ 78.7" x 55.1", grey/white striped, fitted sheet with elastic, sliding surface 110 cm/ 43.3", fits 140 cm/ 55.1" bed	1 Pce
1681	WendyLett	Sliding sheet, 200 x 370 cm/ 78.7" x 145.7", grey/white striped, sliding surface 70 cm/ 27.6", extra wide to allow for optional placing of sliding surface	1 Pce



Sliding aids



**WendyLett2Way**

WendyLett2Way is a drawsheet made of a material which is adapted to WendyLett base sheet so that sliding down in bed is much reduced. Sliding takes place sideways, along the direction of the stripes. WendyLett2Way is placed on top of a WendyLett base sheet. The combination makes it easy for the caregiver to turn the user sideways.

Art. No.	Product name	Description	Unit
1620	WendyLett2Way	Drawsheet 90 x 180 cm/ 35.4" x 70.9", white	1 Pce
1631	WendyLett2Way	Drawsheet 100 x 200 cm/ 39.4" x 78.7", white/grey striped	1 Pce
1636	WendyLett2Way	Drawsheet 140 x 200 cm/ 55.1" x 78.7", white/grey striped	1 Pce

**Accessories**

70200007	RoMedicClips	Accessories to WendyLett and TurnSheet	1 Pair
----------	--------------	--	--------



**WendyLett4Way**

WendyLett4Way is a sliding drawsheet to be combined with WendyLett base sheet. WendyLett4Way offers multi-directional sliding, as indicated by the checked pattern. WendyLett4Way is placed on top of a WendyLett base sheet. The combination allows for multidirectional moves and facilitates procedures like turning in bed, moving higher up/lower in bed or other re-adjusting of a lying user, even with heavier or passive users.

Art. No.	Product name	Description	Unit
1637	WendyLett4Way	Sliding drawsheet, 140 x 200 cm/ 55.1" x 78.7", grey/white checked	1 Pce
1647	WendyLett4Way	Sliding drawsheet, 200 x 200 cm/ 78.7" x 78.7", grey/white checked	1 Pce
1648	WendyLett4Way, inco	Sliding drawsheet/incontinence protection with extra fabric on both sides, 75 x 200 cm/ 29.5" x 78.7", grey/white checked	1 Pce
1649	WendyLett4Way, inco with handles	Sliding drawsheet/incontinence protection with 7 handles on each side, 140 x 120 cm/ 55.1" x 47.2", grey	1 Pce
1657*	WendyLett4Way, with handles	Sliding drawsheet with 7 handles on each side, 140 x 190 cm/ 55.1" x 74.8", grey/white checked.	1 Pce
1652	WendyLett4Way	Sliding drawsheet, 140 x 260 cm/ 55.1" x 102.4", grey/white checked, for heavier users	1 Pce

**Accessories**

70200007	RoMedicClips	Accessories to WendyLett and TurnSheet	1 Pair
----------	--------------	--	--------

\* Can be used in combination with mobile or stationary lifts.



## WendyLean

The patented, self-retracting handles are very handy when you need to help a user to sit up in bed. The underside of the pillowcase is made of smooth satin which makes it very easy to pull the pillow in under the shoulders for raising the upper body of the user.



Art. No.	Product name	Description	Unit
1680	WendyLean	50 x 60 cm/ 19.7" x 23.6", grey/white striped	1 Pce

Patent: SE-0400590-6



## ReadyLett

ReadyLett is a satin sliding sheet which is intended for users who have difficulties turning in bed. The smooth and silky central part enables turning with minimal effort. Sliding sideways is made easy without risk of sliding off the bed by the anti-slip material at both sides of the sheet. The material also prevents the user from sliding down in bed. ReadyLett sliding sheet is bedded in the bed like a normal sheet, with the smooth surface in the middle of the bed.

For users who need more assistance, ReadyLett can be combined with WendyLett2Way drawsheet or WendyLett4Way sliding drawsheet. ReadyLett is only available in white.



Art. No.	Product name	Description	Unit
11629	ReadyLett	Sliding sheet, 100 x 200 cm/ 39.4" x 78.7", sliding surface 60 cm / 23.6", fits 80-90 cm/ 31.5-35.4" bed	1 Pce
11634	ReadyLett	Sliding sheet, 140 x 200 cm/ 55.1" x 78.7", sliding surface 60 cm / 23.6", fits 80-90 cm/ 31.5-35.4" bed	1 Pce
11639	ReadyLett	Sliding sheet, 200 x 200 cm/ 78.7" x 78.7", sliding surface 70 cm / 27.6", fits 105 cm/ 41.3" bed	1 Pce
11641	ReadyLett	Sliding sheet, 200 x 90 cm/ 78.7" x 35.4", tailored with drawstring, sliding surface 70 cm / 27.6", fits 90 cm / 35.4" bed	1 Pce



## ReadySheet

ReadySheet is a simple and versatile assistive device for application of lifting slings and for repositioning in one location, for example, for turning or moving the user higher up in bed.



Art. No.	Product name	Description	Unit
11440	ReadySheet	175 x 75 cm/ 68.9" x 29.5", polyamid	1 Pce
11445	ReadySheet	175 x 75 cm/ 68.9" x 29.5", polyamid, tubular	1 Pce
11412	ReadySheet	180 x 110 cm/ 70.9" x 43.3", polyamid	1 Pce
11415	ReadySheet	180 x 110 cm/ 70.9" x 43.3", polyamid, package with 2 pcs 11412	1 Set
11450	ReadySheet	150 x 75 cm/ 59.1" x 29.5", polyamid	1 Pce
11455	ReadySheet	150 x 75 cm/ 59.1" x 29.5", polyamid, package with 2 pcs 11450	1 Set
11430	ReadySheet	195 x 75 cm/ 76.8" x 29.5", polyamid	1 Pce
11425	ReadySheet	200 x 90 cm/ 78.7" x 35.4", polyamid	1 Pce



Sliding aids



**PositioningCover**

PositioningCover is a fitted mattress cover that is used under a regular sheet for positioning in bed. PositioningCover can be used with all types of mattresses and in situations where there are special requirements for user mobility in bed, for example, for bedridden users in intensive-care units. PositioningCover is made of Handicare's own unique sliding material ULF™ (Ultra Low Friction). By reducing the friction under the user, simple and safe repositioning, turning and moving higher up in bed can be performed with very little effort and without the need for lifting. It is comfortable for the user and it saves the caregiver's back and shoulders.

Art. No.	Product name	Description	Unit
1596	PositioningCover	200 x 90 cm / 78.7" x 35.4", fitted with drawstring	1 Pce







### TurnSheet

TurnSheet (65 x 130) covers the hips and is used to enable more active users to turn and change positions in bed. This is a very popular product, especially for users with back problems and for pregnant women with pelvic conditions.

Art. No.	Product name	Description	Unit
2060	TurnSheet	65 x 130 cm/ 25.6" x 51.2"	1 Pce
2080	TurnSheet (2060 + 2081)	65 x 130 cm/ 25.6" x 51.2", complete	1 Set

#### Accessories

2081	Mattress cover	For 2060, 2080, length 55 cm/ 21.6", fits 90 cm/ 35.4" bed	1 Pce
------	----------------	--	-------



### TurnSheet

TurnSheet (150 x 210) covers the head, shoulders and hips and is developed for heavier users, users with severely reduced functional abilities and users at risks for pressure sores who need assistance with turning in bed.

Art. No.	Product name	Description	Unit
1592	TurnSheet	150 x 210 cm/ 59.1" x 82.7"	1 Pce
1580	TurnSheet (1592 + 1583)	150 x 210 cm/ 59.1" x 82.7", complete	1 Set

#### Accessories

1583	Mattress cover	For 1592, 1580, length 140 cm/ 55.1", fits 90 cm/ 35.4" bed	1 Pce
------	----------------	---	-------

7020007	RoMedicClips	Accessory for WendyLett and TurnSheet	1 Pair
---------	--------------	---------------------------------------	--------



RoMedicClips are used as an aid for turning of users with a stationary or mobile lift. RoMedicClips can be attached to most sling bars and can be used in combination with all SystemRoMedic™ drawsheets allowing the caregiver to perform the turning without any load to the back or shoulders.

Sliding aids



**TurnSheet**

A pain-sensitive user, requiring intensive and frequent care can be a challenge for caregivers. With TurnSheet (210 x 150) little strength is needed and unnecessary lifting is avoided in turning. This device is used both in hospitals and in home care. It lies permanently in the bed and covers all pressure points to efficiently prevent pressure sores from developing.

Art. No.	Product name	Description	Unit
1592	TurnSheet	210 x 150 cm/ 82.7" x 59.1"	1 Pce
1590	TurnSheet (1592 + 1593)	210 x 150 cm/ 82.7" x 59.1" complete	1 Set
1589	TurnSheet	200 x 240 cm/ 78.7" x 94.5", for extra heavy users	1 Pce
1588	TurnSheet	200 x 150 cm/ 78.7" x 59.1", with buckles	1 Pce
1586	TurnSheet (1588 + 1587)	200 x 150 cm/ 78.7" x 59.1", with buckles, complete	1 Set
1597	TurnSheet	200 x 160 cm/ 78.7" x 63", two-parts	1 Pce



RoMedicClips are used as an aid for turning of users with a stationary or mobile lift. RoMedicClips can be attached to most sling bars and can be used in combination with all SystemRoMedic™ drawsheets allowing the caregiver to perform the turning without any load to the back or shoulders.

**Accessories**

1593	Mattress cover	For 1592, 1590, 1597 and 1510, 1515, 1511 (TopSheet), length 200 cm/ 78.7", fits 90 cm / 35.4" bed	1 Pce
1594	Mattress cover	For 1592, 1589, and 1510, 1515 (TopSheet), length 200 cm/ 78.7", fits 105 cm / 41.3" bed	1 Pce
1595	Mattress cover	For 1592 and 1589, length 200 cm/ 78.7", fits 120 cm / 47.2" bed	1 Pce
1587	Mattress cover	For 1588, 1586, length 200 cm/ 78.7", fits 90 cm / 35.4" bed	1 Pce
70200007	RoMedicClips	Accessory for WendyLett and TurnSheet	1 Pair



TurnSheet 1592



TurnSheet 1589



TurnSheet 1588



TurnSheet 1597

## Turning plates



TurnTableSoft 5086

### TurnTableSoft

TurnTableSoft makes it easier to turn when sitting down. TurnTableSoft is constructed of two round discs with a friction-reducing material on the inside, enabling the discs to rotate smoothly over each other.

Art. No.	Product name	Description	Unit
5086	TurnTableSoft	Ø 45 cm/ Ø 17.7"	1 Pce
5087	TurnTableSoft	Ø 40 cm/ Ø 15.7"	1 Pce



## Other positioning aids



SitWalk 6080

### SitWalk

This device is named after the method of moving a user backwards in the chair to a more comfortable sitting position. Lean the user sideways and move one buttock at a time, facilitating a hip-hitch.

Art. No.	Product name	Description	Unit
6080	SitWalk	140 x 13 cm/ 55.1" x 5.1", 8 handles	1 Pce
6085	SitWalk, extra long	245 x 12 cm/ 96.5" x 4.7", 8 handles, accessory for StandUp	1 Pce



### ComfortCushion

With ComfortCushion under the thighs, the user maintains a relaxed posture even when the head end of the bed is raised. The cushion also prevents the user from sliding down in bed.

Art. No.	Product name	Description	Unit
8050	ComfortCushion	40 x 50 cm/ 15.7" x 19.7"	1 Pce



Other positioning aids



**AntiSlip**

AntiSlip comes in handy when you need a good grip for moving higher up in bed. It can also be used as a restraining surface between materials in many of our sliding products.

Art. No.	Product name	Description	Unit
8040	AntiSlip	45 x 38 cm/ 17.7" x 15"	1 Pce
8045	AntiSlip	45 x 38 cm/ 17.7" x 15"	10 Pcs
8046	AntiSlip	45 x 38 cm/ 17.7" x 15"	30 Pcs



FootStool 8090



FootStool 8095

**FootStool**

FootStool is used to raise the position of the user's knees to enable an easier and safer transfer in a seated position. FootStool also provides excellent support under the user's feet during visits to the toilet or when repositioning further back in a chair or wheelchair.

Art. No.	Product name	Description	Unit
8090	FootStool	32 x 38 x 10 cm/ 12.6" x 15" x 3.9"	1 Pce
8095	FootStool	32 x 38 x 5 cm/ 12.6" x 15" x 2"	1 Pce

Design protection: RCD-67533-1





Other positioning aids



TopSheet 1520

**TopSheet**

TopSheet is used for incontinent, bedridden users who must be turned often. TopSheet is also excellent when you need to hold a heavy user in a lateral position, for instance when assisting with personal hygiene or dressing wounds.

Art. No.	Product name	Description	Unit
1510	TopSheet	200 x 160 cm/ 78.7" x 63", ULF on the underside	1 Pce
1515	TopSheet	155 x 140 cm/ 61" x 55.1", ULF on the underside	1 Pce
1520	TopSheet	144 x 140 cm/ 56.7" x 55.1"	1 Pce
1511	TopSheet (1510 + 1593)	200 x 160 cm/ 78.7" x 63", complete with Mattress cover (TurnSheet)	1 Set




TopSheet 1515

**Accessories**

1509	Lower part for TopSheet 1510	140 x 160 cm/ 56.7" x 63"	1 Pce
1514	Lower part for TopSheet 1515	85 x 140 cm/ 33.5" x 56.7"	1 Pce
1519	Lower part for TopSheet 1520	80 x 140 cm/ 31.5" x 56.7"	1 Pce
1593	Mattress cover	For 1592, 1590, 1597 (TurnSheet) and 1510, 1515, 1511, length 200 cm/ 78.7", fits 90 cm / 35.4" bed	1 Pce
1594	Mattress cover	For 1592, 1589 (TurnSheet) and 1510, 1515, length 200 cm/ 78.7", fits 105 cm / 41.3" bed	1 Pce



Accessories



**IncoSheet**

IncoSheet is a washable incontinence protection to be placed on the bed and over existing bed equipment. IncoSheet is available in several sizes, including a size that fits a wheelchair cushion. The material is highly absorbent and distributes fluids over a large area.

Art. No.	Product name	Description	Unit
1530	IncoSheet	75 x 90 cm/ 29.5" x 35.4"	1 Pce
1531	IncoSheet	75 x 200 cm/ 29.5" x 78.7", extra fabric on both sides	1 Pce
1532	IncoSheet	75 x 150 cm/ 29.5" x 59.1"	1 Pce
1533	IncoSheet	40 x 83 cm/ 15.7" x 32.7"	1 Pce



Sit-to-stand aids



**MiniLift**

MiniLift is a mobile sit-to-stand lift developed for helping users, as gently as possible, to rise from a seated to a standing position. Used in combination with the right accessories, the user gets support under the feet, for knees and lower legs and behind the back. MiniLift is available in several models for users weighing from max 125 kg / 275 lbs to max 200 kg / 440 lbs.

The bar of MiniLift200 can be provided with a soft protection, SlingBarWrap MiniLift, which is sometimes needed for users with uncontrolled movements. SlingBarWrap MiniLift is fastened with velcro and can easily be removed for cleaning.

Art. No.	Product name	Description	Unit
401100334	MiniLift200	Max 200 kg/ 440 lbs	1 Pce
60300010	MiniLift160EM	Max 160 kg/ 350 lbs, manual base-width adjustment	1 Pce
60300012	MiniLift160EE	Max 160 kg/ 350 lbs, electrical base-width adjustment	1 Pce
400641434	MiniLift125	Max 125 kg/ 275 lbs	1 Pce

**Accessories**

See page 72	ThoraxSling	Sit-to-stand vest	
70200012	SlingBarWrap MiniLift	For MiniLift200 and MiniLift160	1 Pce
70200033	CalfStrap	For MiniLift200 as from serial number 200001277, for MiniLift160 and for MiniLift125 as from serial number 125001653	1 Pce
70200029	External charger Linak	For MiniLift200/ MiniLift160/ MiniLift125	1 Pce





## ThoraxSling

For sit-to-stand and standing training in combination with MiniLift200/160/125 (see page 72)

Together with MiniLift, ThoraxSling provides a very gentle and pleasant sit-to-stand experience. The movement of the lift arm is designed so that the pulling motion ends comfortably in the lower back, which prevents the vest from riding up under the arms. For more information, please go to page 72.



Sit-to-stand aids



**RiseUp600EE**

RiseUp600EE is a mobile sit-to-stand lift developed for helping the heavier user, as gently and comfortably as possible, to rise from a seated to a standing position. Together with the sit-to-stand vest StandUpSling even a user with much reduced ability can have the satisfaction of being able to stand.

Art. No.	Product name	Description	Unit
60500001	RiseUp600EE	Max 270 kg/ 600 lbs	1 Pce

**Accessories**

See page 73	StandUpSling	Sit-to-stand vest	1 Pce
-------------	--------------	-------------------	-------



**For sit-to-stand and standing training in combination with RiseUp600EE (see page 73)**

StandUpSling has extra underarm padding. For pressure-sensitive users, StandUpSling Padding is available as an accessory. StandUpSling Padding consists of separate padded cases that give the lift vest an extra layer of soft material and are easy for the caregiver to attach to the StandUpSling. For more information, please go to page 73.





BackSupport

### QuickMove

QuickMove is a safe and easy-to-use aid for sit-to-stand and transfer of users with impaired balance and reduced lower limb strength. Based upon natural movement patterns, QuickMove supports the user when rising, using his/her own strength, and then transfers the user, either standing up or sitting down, from bed to chair or wheelchair or to and from the toilet. The user must have some strength in the arms and be able to weightbear to actively participate in the procedure.

BackSupport is an accessory which can be used as torso/side support for QuickMove.

BackSupport provides extra stability and security for users during transfers with QuickMove.

Another alternative is SupportStraps which, together with EasyBelt/FlexiBelt/FlexiMove, can be used as torso/side support.

Art. No.	Product name	Description	Unit
400801334	QuickMove	Max 170 kg/ 375 lbs	1 Pce

#### Accessories

70200037	BackSupport	Torso/side support for QuickMove	1 Pce
6012 -- 6015	EasyBelt	Extra support for QuickMove	1 Pce
6002 -- 6006	EasyBelt, hug	Extra support for QuickMove	1 Pce
6113 -- 6116	EasyBelt, wipeable	Extra support for QuickMove	1 Pce
6023 -- 6026	FlexiBelt	Extra support for QuickMove	1 Pce
6072 -- 6076	FlexiBelt, hug	Extra support for QuickMove	1 Pce
3012, 3020, 3030	FlexiMove	Extra support for QuickMove	1 Pce
6061	SupportStraps	Accessory for belts	1 Pair



FlexiMove 3030

### FlexiMove

FlexiMove has multiple areas of application. For example as support when helping someone get up from a bed or chair, when moving higher up in bed or when transferring to and from a wheelchair – in that case, often on a sliding board. FlexiMove is available in two variants with different inside material.

Art. No.	Product name	Description	Unit
3012	FlexiMove	20 x 60 cm/ 7.9" x 23.6", nylon	1 Pce
3020	FlexiMove	20 x 50 cm/ 7.9" x 19.7", polyester velvet	1 Pce
3030	FlexiMove	20 x 60 cm/ 7.9" x 23.6", polyester velvet	1 Pce

#### Accessories

6061	SupportStraps	Accessory for belts and FlexiMove together with QuickMove	1 Pair
------	---------------	---	--------



Sit-to-stand aids



**ReadyMove**

With ReadyMove, using minimal effort and without lifting, a caregiver can give a user safe and secure transfer and mobility support.

Art. No.	Product name	Description	Unit
13010	ReadyMove	20 x 50 cm/ 7.9" x 19.7", nylon	1 Pce



**FlexiGrip**

FlexiGrip is the solution for users who have physical difficulties getting out of bed. Step by step they gradually pull themselves up from a lying to a sitting position. FlexiGrip can also be used to assist in transfers from wheelchair to bed.

Art. No.	Product name	Description	Unit
6090	FlexiGrip	175 x 9 cm/ 68.9" x 3.5", 8 handles	1 Pce

**Accessories**

6091	Extension strap	120 cm/ 47.2", for FlexiGrip	1 Pce
------	-----------------	------------------------------	-------



**ReadyGrip**

ReadyGrip is a very easy-to-use assistive device that facilitates raising from a recumbent position to a seated position. ReadyGrip is intended for active patients who have arm strength and good torso stability.

Art. No.	Product name	Description	Unit
16090	ReadyGrip	170 x 17 cm/ 66.9" x 6.7", polypropylene	1 Pce





## StandUp

StandUp is a lift-chair and a brand new kind of assistive device in the SystemRoMedic range. Using StandUp, a single caregiver can quickly, safely and easily assist a person lying on the floor, unable to get up on their own. In a secure and comfortable way, StandUp lifts the user up into a seated position, ready for rising or transferring to a wheelchair. StandUp is both compact and light-weight. It weighs only 11,5 kg/ 25 lbs, which is less than half compared to a portable mobile lift. At the same time, it is strong and sturdy enough to manage lifting users weighing up to 160 kg/ 352 lbs.

StandUp is available in two variants; one with a power cable and one with a battery. Both variants are supplied complete with carrying strap and an extra long variant of SitWalk (6085) for helping the user get up on the seat.

Art. No.	Product name	Description	Unit
60800001	StandUp	With power cable, 45 x 74 x 19 cm/ 17.7" x 29.1" x 7.5", folded	1 Pce
60800002	StandUp	With battery, 45 x 74 x 19 cm/ 17.7" x 29.1" x 7.5", folded	1 Pce

## Accessories

0951	SpaciousBag	Large bag with wheels for convenient transportation and storage of StandUp and other assistive devices	1 Pce
6085	SitWalk, extra long	245 x 12 cm/ 96.5" x 4.7", 8 handles, accessory for StandUp	1 Pce



## Sit-to-stand aids

### ReTurn

ReTurn is an easy-to-use and incredibly effective assistive device for sit-to-stand and transfer, but it is also a rehabilitation device. ReTurn enables safe and active sit-to-stand and transfer to or from bed, wheelchair or toilet. ReTurn can also be used to facilitate repositioning farther back in a chair or wheelchair. For the caregiver, ReTurn enables easy transfers without any heavy lifting.

For users who still retain some degree of strength, ReTurn stimulates the natural pattern of movement during sit-to-stand, while at the same time strengthening the muscles and functional ability. This makes it the ideal assistive device in a rehab unit, and a user who uses ReTurn7500 at home can normally live at home longer with the help of only one caregiver.

ReTurn is available in three models, all of them with a unique, patented\* design providing for easy maneuvering, even with heavier users and in confined spaces. They are also easy to assemble and disassemble for easier transport and storage.



- **ReTurn7500** has a rising ladder of standard height and is appropriate for most adult users (max. 150 kg/ 330 lbs). ReTurn7500 is also available in a new version on which the rising ladder (patent pending\*\*) has an opening for quick and easy hooking of ReTurnBelt.
- **ReTurn7400** has a low rising ladder that is ideal for shorter adults and children (max. 150 kg/ 330 lbs). It also works well in special care situations, such as in an x-ray unit.
- **ReTurn7600** has been developed for users weighing max. 205 kg/ 450 lbs. This model therefore features a wider base plate, providing more space for larger and heavier users.

ReTurn7600 also has lower-leg supports that are adapted for these users, and a rising ladder that is both higher and wider than the rising ladders on ReTurn7500 and ReTurn7400.

ReTurn7500 and ReTurn7400 have the same stable base plate, which makes it possible to change between standard-height and low rising ladders, and thereby cover a broader range of needs and get the best use out of the product.

\*) Patent: SE-0300528-7

\*\*) Patent pending: EP-12868688-8, US-14/378658

Design protection: RCD-529631-1 (ReTurn7500/7400/7600)

Sit-to-stand aids



ReTurnBelt



SupportStraps



HeelStrap



Padding for leg support, 7215



Bag

Art. No.	Product name	Description	Unit
7500	ReTurn7500	Transfer platform, complete with standard-height rising ladder	1 Pce
7500i	ReTurn7500	Transfer platform, complete with standard-height rising ladder, with an opening for hooking of ReTurnBelt	1 Pce
7400	ReTurn7400	Transfer platform, complete with low rising ladder	1 Pce
7600	ReTurn7600	Transfer platform, complete with wide rising ladder	1 Pce
7501	Rising ladder, standard height	For ReTurn7500 with serial numbers from 373317697500500001 and for ReTurn7400 with serial numbers from 373317697400500001	1 Pce
7501i	Rising ladder, standard height	With an opening for hooking of ReTurnBelt, for ReTurn7500 with serial numbers from 373317697500500001 and for ReTurn7400 with serial numbers from 373317697400500001	1 Pce
7401	Rising ladder, low	For ReTurn7400 with serial numbers from 373317697400500001 and for ReTurn7500 with serial numbers from 373317697500500001	1 Pce

**Accessories**

6031--6038	ReTurnBelt***	Size XXS-XXXL, for ReTurn with article numbers 7100****, 7500, 7500i, 7400, 7600	1 Pce
6133--6136	ReTurnBelt	Wipeable, size S-XL	1 Pce
6233--6236	ReTurnBelt	Disposable, non-woven, size S-XL	5 Pcs
6061	SupportStraps	Accessory for belts	1 Pair
7250	HeelStrap	For ReTurn7500 with serial numbers from 373317697500500001 and for ReTurn7400 with serial numbers from 373317697400500001	1 Pce
7215	Padding for leg support	For ReTurn with article numbers 7100****, 7500, 7500i, 7400 (standard equipment for 7500i) and for TurnSafe	1 Pair
7216	Padding for leg support	For ReTurn with article numbers 7600	1 Pair
0954	Bag	For ReTurn with article numbers 7500, 7500i, 7400	1 Pce

\*\*\*) Patent: SE-0401517-8

\*\*\*\*) ReTurn7100 is discontinued





**Belts**



ReTurnBelt



ReTurnBelt, wipeable



ReTurnBelt, disposable

**ReTurnBelt**

Our patented\* ReTurnBelt is an excellent complement to ReTurn when there is a need for greater support and stability; for example, when the user's weight-bearing ability is questionable or varies. ReTurnBelt can also be used separately, for support during sit-to-stand and to stabilize the user in an upright position, for example, during standing training, gait training and transfer. ReTurnBelt has an anti-slip inside of PU-coated nylon and can therefore be used in environments where moisture and dampness are present or when there are special demands on hygiene. The fabric also ensures that the belt stays in place. ReTurnBelt is also available in a wipeable material, which can be cleaned using disinfectants, and in disposable material which is disposed after use instead of being cleaned. This prevents the spread of multi-resistant and other types of contagious bacteria.

Art. No.	Product name	Size	Measurements	Handles	Unit
6031	ReTurnBelt	XXS	65 - 80 cm/ 25.6 - 31.5"	4 pcs	1 Pce
6032	ReTurnBelt	XS	80 - 90 cm/ 31.5 - 35.4"	4 pcs	1 Pce
6033	ReTurnBelt	S	90 - 105 cm/ 35.4 - 41.3"	4 pcs	1 Pce
6034	ReTurnBelt	M	105 - 125 cm/ 41.3 - 49.2"	4 pcs	1 Pce
6035	ReTurnBelt	L	125 - 145 cm/ 49.2 - 57.1"	4 pcs	1 Pce
6036	ReTurnBelt	XL	135 - 155 cm/ 53.2 - 61.0"	4 pcs	1 Pce
6037	ReTurnBelt	XXL	155 - 175 cm/ 61.0 - 68.9"	4 pcs	1 Pce
6038	ReTurnBelt	XXXL	175 - 195 cm/ 68.9 - 76.8"	4 pcs	1 Pce
6133	ReTurnBelt, wipeable	S	90 - 105 cm/ 35.4 - 41.3"	2 pcs	1 Pce
6134	ReTurnBelt, wipeable	M	105 - 125 cm/ 41.3 - 49.2"	2 pcs	1 Pce
6135	ReTurnBelt, wipeable	L	125 - 145 cm/ 49.2 - 57.1"	2 pcs	1 Pce
6136	ReTurnBelt, wipeable	XL	135 - 155 cm/ 53.2 - 61.0"	2 pcs	1 Pce
6233	ReTurnBelt, disposable, non-woven	S	90 - 105 cm/ 35.4 - 41.3"	2 pcs	5 Pcs
6234	ReTurnBelt, disposable, non-woven	M	105 - 125 cm/ 41.3 - 49.2"	2 pcs	5 Pcs
6235	ReTurnBelt, disposable, non-woven	L	125 - 145 cm/ 49.2 - 57.1"	2 pcs	5 Pcs
6236	ReTurnBelt, disposable, non-woven	XL	135 - 155 cm/ 53.2 - 61.0"	2 pcs	5 Pcs

**Accessories**

6061	SupportStraps	Accessory for belts	1 Pair
------	---------------	---------------------	--------

\*) Patent: SE-0401517-8



**SupportStraps**

SupportStraps is a multi-functional accessory providing extra support and security for users during standing, gait training and transfers with Handicare's SystemRoMedic™ belts, sit-to-stand aids and transfer platforms. SupportStraps can be used as:

- leg harness for EasyBelt/FlexiBelt,
- torso/side support when using QuickMove together with EasyBelt/FlexiBelt/FlexiMove
- side support when using ReTurn together with ReTurnBelt

Art. No.	Product name	Description	Unit
6061	SupportStraps	Accessory for belts	1 Pair





FlexiBelt

## FlexiBelt / EasyBelt

FlexiBelt and EasyBelt are used for sit-to-stand transfers or for moving from the wheelchair to the bed, toilet or car. FlexiBelt has a soft innerside of polyester velvet which makes it very comfortable to wear. EasyBelt has an anti-slip inside of PU-coated nylon and can therefore be used in environments where moisture and dampness are present or when there are special hygiene requirements. EasyBelt is also available in a wipeable material which can be cleaned using disinfectants.

FlexiBelt, hug and EasyBelt, hug are new versions of Handicare's classic SystemRoMedic™ belts. FlexiBelt, hug and EasyBelt, hug feature a new patented\* design with horizontal handles that slide freely in loops to make the belt "hug" on to the user instead of sliding up during transfer situations. With FlexiBelt, hug and EasyBelt, hug the caregiver can provide even more support without using more effort. The new design actually does all the work by itself.



FlexiBelt, hug



EasyBelt



EasyBelt, hug



EasyBelt, wipeable

Art. No.	Product name	Description	Unit
6023	FlexiBelt	S, 60 - 100 cm/ 23.6 - 39.4", 7 handles	1 Pce
6024	FlexiBelt	M, 70 - 120 cm/ 27.6 - 47.2", 9 handles	1 Pce
6025	FlexiBelt	L, 100 - 160 cm/ 39.4 - 63", 11 handles	1 Pce
6026	FlexiBelt	XL, 115 - 175 cm/ 45.3 - 68.9", 13 handles	1 Pce
6072	FlexiBelt, hug	XS, 45 - 70 cm/ 17.7 - 27.6", 3 + 2 movable handles	1 Pce
6073	FlexiBelt, hug	S, 60 - 100 cm/ 23.6 - 39.4", 4 + 3 movable handles	1 Pce
6074	FlexiBelt, hug	M, 70 - 120 cm/ 27.6 - 47.2", 5 + 4 movable handles	1 Pce
6075	FlexiBelt, hug	L, 100 - 160 cm/ 39.4 - 63", 6 + 5 movable handles	1 Pce
6076	FlexiBelt, hug	XL, 115 - 175 cm/ 45.3 - 68.9", 7 + 6 movable handles	1 Pce
6012	EasyBelt	XS, 45 - 70 cm/ 17.7 - 27.6", 5 handles	1 Pce
6013	EasyBelt	S, 60 - 100 cm/ 23.6 - 39.4", 7 handles	1 Pce
6014	EasyBelt	M, 70 - 120 cm/ 27.6 - 47.2", 9 handles	1 Pce
6015	EasyBelt	L, 100 - 160 cm/ 39.4 - 63", 11 handles	1 Pce
6002	EasyBelt, hug	XS, 45 - 70 cm/ 17.7 - 27.6", 3 + 2 movable handles	1 Pce
6003	EasyBelt, hug	S, 60 - 100 cm/ 23.6 - 39.4", 4 + 3 movable handles	1 Pce
6004	EasyBelt, hug	M, 70 - 120 cm/ 27.6 - 47.2", 5 + 4 movable handles	1 Pce
6005	EasyBelt, hug	L, 100 - 160 cm/ 39.4 - 63", 6 + 5 movable handles	1 Pce
6006	EasyBelt, hug	XL, 115 - 175 cm/ 45.3 - 68.9", 7 + 6 movable handles	1 Pce
6113	EasyBelt, wipeable	S, 60 - 100 cm/ 23.6 - 39.4", 7 handles	1 Pce
6114	EasyBelt, wipeable	M, 70 - 120 cm/ 27.6 - 47.2", 9 handles	1 Pce
6115	EasyBelt, wipeable	L, 100 - 160 cm/ 39.4 - 63", 11 handles	1 Pce
6116	EasyBelt, wipeable	XL, 115 - 175 cm/ 45.3 - 68.9", 13 handles	1 Pce

### Accessories

6061	SupportStraps	Accessory for belts	1 Pair
------	---------------	---------------------	--------

\* Patent: SE-536273, EP-2611409, Patent pending: JP-2013-527040



## ReadyBelt

ReadyBelt is a belt that is designed to provide the user with support and assistance during mobility training and different transfer situations.

For the caregiver, ReadyBelt offers an ideal means of supporting the user during mobility training or visits to the toilet.



Art. No.	Product name	Description	Unit
16023	ReadyBelt	Small, 105 x 10 cm/ 41.3" x 3.9", 7 handles	1 Pce
16024	ReadyBelt	Medium, 120 x 10 cm/ 47.2" x 3.9", 9 handles	1 Pce
16025	ReadyBelt	Large, 140 x 10 cm/ 55.1" x 3.9", 11 handles	1 Pce



Belts / Walking aids



**DisposableBelt**

DisposableBelt is intended for short-term use, as extra support during sit-to-stand transfers and sitting transfers from the wheelchair to the bed, toilet or car. DisposableBelt can also be used as support when the user is standing or walking.

Art. No.	Product name	Description	Unit
6054	DisposableBelt	One size, Medium/ Large	5 Pcs



**WalkingBelt**

WalkingBelt is used to support children with impaired strength and stability during gait training. WalkingBelt, which provides support around the torso, is held in place with a padded leg harness. The length of the two padded handles can be adapted to give the caregiver a comfortable working position when walking close to the child holding the handles to provide the child with additional support and stability during gait training.

Art. No.	Product name	Description	Unit
6041	WalkingBelt	XXS, 60 cm/ 23.6"	1 Pce
6042	WalkingBelt	XS, 70 cm/ 27.6"	1 Pce



**RoWalker400**

RoWalker400 is a unique, ergonomically designed walking aid for early mobilization, specifically for cardio-thoracic and abdominal post surgical users. RoWalker400 offers safe and secure support during walking and standing training. Several adjustable settings ensure the perfect fit for every user and built in seat pads provide for comfortable resting. RoWalker400 also features integration for oxygen, drain bags and IV poles.

Art. No.	Product name	Description	Unit
20101010	RoWalker400	Walking aid for early mobilization	1 Pce

**Accessories**

70200059	OxygenTankHolder	Right, complete with locking handles	1 Pce
70200060	OxygenTankHolder	Left, complete with locking handles	1 Pce



OxygenTankHolder






TurnTable 5085

### TurnTable

TurnTable can be used for seated transfers between wheelchair and bed, toilet or chair/armchair. For increased security, TurnTable can be used together with FlexiBelt/EasyBelt. TurnTable is available in three sizes with or without handle.

Art. No.	Product name	Description	Unit
5082	TurnTable	Ø 30 cm/ Ø 11.8", without handle, max 135 kg/ 297 lbs	1 Pce
5083	TurnTable	Ø 38 cm/ Ø 15", without handle, max 135 kg/ 297 lbs	1 Pce
5084	TurnTable	Ø 45 cm/ Ø 17.7", max 250 kg/ 551 lbs	1 Pce
5085	TurnTable	Ø 38 cm/ Ø 15", max 135 kg/ 297 lbs	1 Pce



### TurnSafe

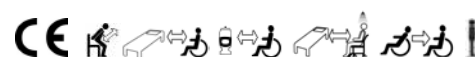
TurnSafe is an ergonomic and easy-to-use aid for sit-to-stand and transfers with turning. TurnSafe activates and supports users with impaired balance and strength in the legs during transfers from bed to wheelchair or from wheelchair to the toilet. TurnSafe features a large footplate with an anti-slip surface, adjustable height and lower leg supports which are adjustable both sideways and in height. These features, together with the stable and grip-friendly handles, enable the user to actively participate in the sit-to-stand and transfer.

Art. No.	Product name	Description	Unit
20201010	TurnSafe	Max 150 kg/ 330 lbs	1 Pce

#### Accessories

7215	Padding for leg support	For TurnSafe and ReTurn 7100*, 7400, 7500	1 Pair
------	-------------------------	---	--------

*\*) ReTurn7100 is discontinued*



Padding for leg support

## Other support aids



### MobiStol

MobiStol is mounted on a chair to make it mobile. The chair can now be used for shorter transfers indoors, such as into and out from a table. For users weighing max 120 kg/ 264 lbs.

Art. No.	Product name	Description	Unit
7030	MobiStol	For chairs and armchairs with hard wooden chairlegs of 3 x 3 cm/ 1.2" x 1.2"	1 Set

*Design protection: RCD-67590-1, RCD-67590-2*



## Support accessories



### PantLock

PantLock is fastened around the thigh to prevent the trousers from sliding down too far, for example, during visits to the toilet. This makes it easier to reach down and pull the trousers up afterwards. PantLock has Velcro strips that are passed through a metal eyelet, and then secured to each other.

Art. No.	Product name	Description	Unit
8055	PantLock	One size	1 Pce
8056	PantLock	One size	10 Pcs







Manual lifting aids



LiftSeat 4005



LiftSeat 4003, 4006, 4007

**LiftSeat**

LiftSeat is developed to be used for manual lifting in a seated position. One common area of application is lifting a user into or out of an aircraft or bus seat. LiftSeat is available in two models, one scoop model and one with divided leg supports for easier application. Both models give the user support under the legs and from the spine base up to the shoulders. And both models are easy to store and simple to take along on trips.

Art. No.	Product name	Description	Unit
4005	LiftSeat	Max 120 kg/ 264 lbs	1 Pce
4003	LiftSeat, divided leg supports	XXSmall/XSmall, max 150 kg/ 330 lbs	1 Pce
4006	LiftSeat, divided leg supports	Small/Medium, max 150 kg/ 330 lbs	1 Pce
4007	LiftSeat, divided leg supports	Large/X-Large, max 150 kg/ 330 lbs	1 Pce



FlexiMove 4011



FlexiMove 4016

**FlexiMove**

With FlexiMove there is very little need for actual lifting. It is primarily designed for moving higher up in bed, turning and sideways transfers. In these situations, pulling is easier than lifting as the underside is smooth and slides very well in the bed. When lifting can not be avoided, FlexiMove can be used for both sitting and supine transfers. FlexiMove is available in three sizes, all for users weighing max 150 kg/330 lbs.

Art. No.	Product name	Description	Unit
4011	FlexiMove	102 x 43 cm/ 40.2" x 16.9", 4 handles	1 Pce
4012	FlexiMove	112 x 53 cm/ 44.1" x 20.9", 4 handles	1 Pce
4016	FlexiMove	152 x 53 cm/ 59.8" x 20.9", 6 handles	1 Pce





### MiniStretcher

MiniStretcher is used for sitting and horizontal transfers, primarily to and from an ambulance stretcher. It is easy to slide in place underneath the patient and has a solid construction with grip-friendly handles to secure safe heavy lifting. The padding and neck support ensures maximum comfort for the patient. The flexible MiniStretcher adapts to the shapes of ambulance stretchers, so they can remain under patients for the entire journey.

Suggested equipment for an ambulance stretcher: MiniStretcher is placed under or on top of the ambulance mattress. The storage pocket for EasyGlide is placed around the frame of the ambulance stretcher under the ambulance mattress. In the storage pocket EasyGlide 5050 is stored.



EasyGlide 5050

Art. No.	Product name	Description	Unit
4017	MiniStretcher	135 x 43 cm/ 53.1" x 16.9" 5 handles, max 200 kg/ 440 lbs	1 Pce

#### Accessories

5050	EasyGlide	75 x 33 cm/ 29.5" x 13", three-part	1 Pce
4014	Storage pocket	For 5020, 5050	1 Pce



## Ceiling lift units



Parking Placard

### RiseBasic

RiseBasic is a modern and stylish stationary ceiling lift unit featuring many functions that maximize comfort and security during lifting, both for the user and for the caregiver. When used with the appropriate lifting accessories, RiseBasic provides secure, comfortable and individually adapted lifting of users in connection with seated or horizontal transfers to and from the bed, wheelchair or toilet. RiseBasic offers a large lifting area and the possibility of both very low and very high lifting, making it an excellent solution also for lifting from the floor and for gait training and standing training. RiseBasic can also be used for convenient transfer of users from one room to another.

RiseBasic is available in two models; **RiseBasic300M**, with a lifting capacity of 138 kg/300 lbs, and **RiseBasic440M**, with a lifting capacity of 200 kg/440 lbs. Both models of RiseBasic are supplied with hand control and charger. Sling bar is ordered separately.

Art. No.	Product name	Description	Unit
50100039	RiseBasic300M	SWL 138 kg/300 lbs	1 Pce
50100040	RiseBasic440M	SWL 200 kg/440 lbs	1 Pce

### Accessories

70200062	In-rail/end point charging	Two options for charging	1 Set
70200066	Switch manoeuvring	For manoeuvring of turntables using the hand control	1 Set
70200048	Software for diagnostics	Software, for all models of RiseBasic	1 Set
50400048	Parking Placard	For convenient storing of sling bars, manuals and lifting slings	1 Pce
70200001	SlingBar S	35 cm / 13.8"	1 Pce
70200002	SlingBar M	45 cm / 17.7"	1 Pce
70200003	SlingBar L	60 cm / 23.6"	1 Pce
70200042	SlingBarSpreader M	Side bars for SlingBar S/M/L	1 Pair



Model / Special version	RiseBasic300M	RiseBasic440M	RiseAtlas450M, with Quick-TrolleySystem	RiseAtlas450T	RiseAtlas450T, with SmartPark-function	RiseAtlas625M, with Quick-TrolleySystem	RiseAtlas625T	RiseAtlas625T, with SmartPark-function
Item No	50100039	50100040	50100057	50100058	50100052	50100059	50100060	50100053
Safe working load:	138 kg / 300 lbs	200 kg / 440 lbs	205 kg / 450 lbs	205 kg / 450 lbs	205 kg / 450 lbs	285 kg / 625 lbs	285 kg / 625 lbs	285 kg / 625 lbs
Transfer in rail:	Manual	Manual	Manual	Transfer motor	Transfer motor	Manual	Transfer motor	Transfer motor
Material, chassis:	Aluminium	Aluminium	Aluminium	Aluminium	Aluminium	Aluminium	Aluminium	Aluminium
Material, cover:	Non flammable ABS plastic	Non flammable ABS plastic	Non flammable ABS plastic	Non flammable ABS plastic	Non flammable ABS plastic	Non flammable ABS plastic	Non flammable ABS plastic	Non flammable ABS plastic
Measurements, length x width x height:	26.6 x 15.1 x 15.6 cm 10.5 x 5.9 x 6.1"	26.6 x 15.1 x 15.6 cm 10.5 x 5.9 x 6.1"	26.6 x 15.1 x 15.6 cm 10.5 x 5.9 x 6.1"	26.6 x 15.1 x 15.6 cm 10.5 x 5.9 x 6.1"	26.6 x 15.1 x 15.6 cm 10.5 x 5.9 x 6.1"	26.6 x 15.1 x 15.6 cm 10.5 x 5.9 x 6.1"	26.6 x 15.1 x 15.6 cm 10.5 x 5.9 x 6.1"	26.6 x 15.1 x 15.6 cm 10.5 x 5.9 x 6.1"
Weight:	6.8 kg / 15.0 lbs	6.8 kg / 15.0 lbs	7.2 kg / 15.9 lbs	7.5 kg / 16.5 lbs	7.5 kg / 16.5 lbs	7.3 kg / 16.1 lbs	7.5 kg / 16.5 lbs	7.5 kg / 16.5 lbs
Transfer speed, without load:	n.a.	n.a.	n.a.	14 cm / 5.5" per sec	14 cm / 5.5" per sec	n.a.	14 cm / 5.5" per sec	14 cm / 5.5" per sec
Transfer speed, with load:	n.a.	n.a.	n.a.	12 cm / 4.7" per sec	12 cm / 4.7" per sec	n.a.	12 cm / 4.7" per sec	12 cm / 4.7" per sec
Hand control:	Electrical, 4 buttons	Electrical, 4 buttons	Electrical, 4 buttons	Electrical, 6 buttons	Electrical, 6 buttons	Electrical, 4 buttons	Electrical, 6 buttons	Electrical, 6 buttons
Lifting range:	200 cm / 78.7"	200 cm / 78.7"	240 cm / 94.5"	240 cm / 94.5"	240 cm / 94.5"	240 cm / 94.5"	240 cm / 94.5"	240 cm / 94.5"
Lifting speed, without load:	3.0 cm / 1.2" per sec	3.0 cm / 1.2" per sec	5.0 cm / 2.0" per sec	5.0 cm / 2.0" per sec	5.0 cm / 2.0" per sec	5.0 cm / 2.0" per sec	5.0 cm / 2.0" per sec	5.0 cm / 2.0" per sec
Lifting speed, with load:	2.0 cm / 0.8" per sec	2.0 cm / 0.8" per sec	3.9 cm / 1.5" per sec	3.9 cm / 1.5" per sec	3.9 cm / 1.5" per sec	3.9 cm / 1.5" per sec	3.9 cm / 1.5" per sec	3.9 cm / 1.5" per sec
Sound level, with load:	51 dB(A)	51 dB(A)	55 dB(A)	55 dB(A)	55 dB(A)	55 dB(A)	55 dB(A)	55 dB(A)
Efficient strap control:	Standard	Standard	Standard	Standard	Standard	Standard	Standard	Standard
Emergency lowering:	Electrical and manual	Electrical and manual	Electrical and manual	Electrical and manual	Electrical and manual	Electrical and manual	Electrical and manual	Electrical and manual
Emergency stop:	Manual	Manual	Manual	Manual	Manual	Manual	Manual	Manual
Night light:	n.a.	n.a.	Standard	Standard	Standard	Standard	Standard	Standard
Battery:	2 x 12V/2.9 Ah	2 x 12V/2.9 Ah	NIMH 24V 3.2 Ah/768Wh	NIMH 24V 3.2 Ah/768Wh	NIMH 24V 3.2 Ah/768Wh	NIMH 24V 3.2 Ah/768Wh	NIMH 24V 3.2 Ah/768Wh	NIMH 24V 3.2 Ah/768Wh
Hand control charging:	Standard	Standard	Standard	Standard	No	Standard	Standard	No
In-rail charging:	Optional, accessory	Optional, accessory	Optional, accessory	Optional, accessory	No	Optional, accessory	Optional, accessory	No
End point charging:	Optional, accessory	Optional, accessory	Optional, accessory	Optional, accessory	Standard	Optional, accessory	Optional, accessory	Standard
Protection class, lift unit:	IP20	IP20	IP20	IP20	IP20	IP20	IP20	IP20
Protection class, hand control:	IPX4	IPX4	IPX4	IPX4	IPX4	IPX4	IPX4	IPX4



## Ceiling lift units



*RiseAtlas450M  
(sling bar is ordered separately)*



*RiseAtlas625M  
(sling bar is ordered separately)*



*RiseAtlas450T  
(sling bar is ordered separately)*



*RiseAtlas625T  
(sling bar is ordered separately)*

### RiseAtlas

RiseAtlas is a safe and easy-to-use stationary ceiling lift unit available in several different models and special versions with different lifting capacity and with or without built-in transfer motor and other features and functionalities. The choice depends on the need for lifting capacity, what settings and situations the ceiling lift unit will be used in and, of course, the needs of the users.

**RiseAtlas450** has a lifting capacity of 205 kg/450 lbs while **RiseAtlas625** has a lifting capacity of 285 kg/625 lbs.

Both RiseAtlas450 and RiseAtlas625 are available with different ways of travelling along the rail. RiseAtlas450M and RiseAtlas625M are manually transferred along the rail while RiseAtlas450T and RiseAtlas625T have built-in transfer motors and thereby powered transfer in the rail.

RiseAtlas450M and RiseAtlas625M both feature Handicare's new and unique SystemRoMedic™ QuickTrolleySystem. These models are fitted with a quick release trolley which readily allows for dismantling of the ceiling lift unit from the rail for easier servicing but also to provide the possibility to move the ceiling lift unit between different rail systems in different rooms.

RiseAtlas450M, with QuickTrolleySystem is also available in a special

version (high humidity) designed for use in environments where moisture and dampness are present.

RiseAtlas450T and RiseAtlas625T are available in special versions featuring a SmartPark-function.

All models of RiseAtlas, except the high humidity and SmartPark special versions, feature easy and convenient hand control charging as standard. The special versions feature a unique charging solution with one trolley for two charging options (in-rail/end point charging) as standard. As an optional extra, RiseAtlas ceiling lift units with hand control charging can also be equipped with this charging solution (in-rail/end point charging).

When used with the appropriate lifting accessories, RiseAtlas provides secure, comfortable and individually adapted lifting of users in connection with seated or horizontal transfers to and from the bed, wheelchair or toilet. RiseAtlas offers a large lifting area and the possibility of both very low and very high lifting, making it an excellent solution also for lifting from the floor and for gait training and standing training. RiseAtlas can also be used for convenient transfer of users from one room to another.

All models and special versions of RiseAtlas are supplied with hand control and charger. Sling bar is ordered separately.

Ceiling lift units



Parking Placard



Cover to charger



SlingBarSpreader

Art. No.	Product name	Description	Unit
50100057	RiseAtlas450M	With QuickTrolleySystem, SWL 205 kg/450 lbs	1 Pce
50100051	RiseAtlas450M	With QuickTrolleySystem, high humidity, SWL 205 kg/450 lbs	1 Pce
50100058	RiseAtlas450T	SWL 205 kg/450 lbs	1 Pce
50100052	RiseAtlas450T	With SmartPark-function, SWL 205 kg/450 lbs	1 Pce
50100059	RiseAtlas625M	With QuickTrolleySystem, SWL 285 kg/625 lbs	1 Pce
50100060	RiseAtlas625T	SWL 285 kg/625 lbs	1 Pce
50100053	RiseAtlas625T	With SmartPark-function, SWL 285 kg/625 lbs	1 Pce
<b>Accessories</b>			
70200046	QuickTrolley450	Quick release trolley for 50100057, 50100051	1 Set
70200051	QuickTrolley450 70 mm	Quick release trolley, lowering lift unit by 70 mm/2.76", for 50100057, 50100051	1 Set
70200063	QuickTrolley625	Quick release trolley for 50100059	1 Set
70200064	QuickTrolley625-90	Quick release trolley, 90 degrees, for 50100059	1 Set
70200062	In-rail/end point charging	Two options for charging, for 50100057, 50100058, 50100059, 50100060	1 Set
70200065	IR remote controlling	For wireless operation, for 50100057, 50100059	1 Set
70200047	9V battery and cable	For emergency lowering, for 50100057, 50100058, 50100052, 50100059, 50100060, 50100053	1 Set
70200048	Software for diagnostics	Software, for all models and special versions of RiseAtlas	1 Set
50400066	Cover to charger	For all models and special versions of RiseAtlas	1 Pce
50400048	Parking Placard	For convenient storing of sling bars, manuals and lifting slings	1 Pce
70200001	SlingBar S	35 cm / 13.8"	1 Pce
70200002	SlingBar M	45 cm / 17.7"	1 Pce
70200003	SlingBar L	60 cm / 23.6"	1 Pce
70200042	SlingBarSpreader M	Side bars for SlingBar S/M/L	1 Pair



## Ceiling lift units



*RisePorto450  
(trolley is ordered separately)*

### RisePorto

RisePorto is one of the smallest and lightest portable ceiling lift units available on the market. At the same time, it is both strong and safe, providing secure, comfortable and individually adapted lifting solutions for all situations. RisePorto is available in two models with different lifting capacities.

RisePorto can be used on all types of rails, in all settings and in all types of rooms. The lift unit can easily be moved between different rail systems and rooms, allowing the same lift unit to be used in many locations, giving it a high degree of utilization. RisePorto features a sling bar integrated with the lift unit. RisePorto is very easy to operate, either via the accompanying hand control or directly from the lift unit itself. The trolley(s) is ordered separately.

Art. No.	Product name	Description	Unit
50200012	RisePorto300	Complete with hand control and charger, SWL 140 kg / 300 lbs	1 Pce
50200011	RisePorto450	Complete with hand control and charger, SWL 205 kg / 450 lbs	1 Pce

### Accessories

50200008	Trolley RisePorto	For MilkyWay rail system	1 Pce
50200004	Room transfer strap	30 cm/ 11.8"	1 Pce
70200021	Room transfer strap	70 cm/ 27.6"	1 Pce
70200022	Room transfer strap	80 cm/ 31.5"	1 Pce
70200023	Room transfer strap	90 cm/ 35.4"	1 Pce
70200024	Room transfer strap	100 cm/ 39.4"	1 Pce
50200005	Handle for mounting	For RisePorto, 65 cm/ 25.6"	1 Pce
70200048	Software for diagnostics	Software	1 Set



*Hand control RisePorto*



## Rail systems



Castor shown with rail and extra locking handles, both of which are sold separately.

### Castor and Pollux

**Castor** is a safe, high-performance and portable freestanding lift stand, which together with one rail and a ceiling lift unit, functions as a stationary lift system.

**Pollux** is a portable free standing lift stand, which together with two rails and two ceiling lift units, functions as a stationary lift system for bariatric users.

Castor and Pollux are made of aluminium, which makes them light in relation to their large loading capacity; Castor 300 kg/660 lbs, Pollux 600 kg/1320 lbs. The design is both compact and discreet while at the same time making Castor and Pollux two of the sturdiest freestanding lift stands on the market. Castor and Pollux are ideal for occasional lifting needs in a specific location, or where it is not possible to install a permanent rail system on the ceiling.

For both Castor and Pollux, the rails are ordered separately, which allows you to choose the rail length and thereby adapt the lift stand's width and the lifting area to optimally meet lifting needs in different settings. Rails are available in lengths from 2-5 metres.

With the locking handles on the uprights, the height can easily be set at seven different positions to adapt the lift stand's height and the lifting range according to the specific situation and lifting needs.



Pollux shown with rails and BariTurn, both of which are sold separately.



Locking handles

Art. No.	Product name	Description	Unit
50300004	Castor	Portable lift stand, without rail, white, max 300 kg/ 660 lbs	1 Set
50300005	Pollux	Portable lift stand, without rails, white, max 600 kg/ 1320 lbs	1 Set
50400264	Rail 64-2000	200 cm/ 78.7"	1 Pce
50400269	Rail 64-3000	300 cm/ 118.1"	1 Pce
50400285	Rail 120-4000	400 cm/ 157.5"	1 Pce
50400290	Rail 120-5000	500 cm/ 196.8"	1 Pce

#### Accessories

50300006	Locking handles	Quick release, for Castor and Pollux	4 Pcs
50400180	BariTurn	360° turning trolley for two ceiling lift units, for Pollux	1 Pce





## Helena

Helena is a safe, high-performance freestanding lift stand with a cross-rail. Together with a ceiling lift unit, Helena functions as a stationary (x-y) lift system. The cross-rail is suspended in trolleys and can travel sideways in fixed rails along the total width of the lift stand. This way, the ceiling lift unit can travel in all directions and be used anywhere in the lifting area.

Helena is made of aluminum, which makes the lift stand light in relation to its large loading capacity; 285 kg / 628 lbs. The design is both compact and discreet while at the same time making Helena one of the sturdiest freestanding lift stands on the market. Helena is ideal for occasional lifting needs in a specific location, or where it is not possible to install a permanent rail system on the ceiling.

Helena is available in three models with different measurements providing lifting areas of different sizes. All models of Helena are supplied complete and ready for mounting and use. They can be used with all Handicare ceiling lift units.

Art. No.	Product name	Description	Unit
50300009	Helena 3x3	Freestanding lift stand with cross-rail, complete, total width x length: 3157 x 3104 mm / 124.3" x 122.2", SWL 285 kg / 625 lbs	1 Set
50300010	Helena 4x3	Freestanding lift stand with cross-rail, complete, total width x length: 4157 x 3104 mm / 163.7" x 122.2", SWL 285 kg / 625 lbs	1 Set
50300011	Helena 5x4	Freestanding lift stand with cross-rail, complete, total width x length: 5157 x 4104 mm / 203" x 161.5", SWL 285 kg / 625 lbs	1 Set



Helena 3x3

# MilkyWay

## -the sky is no limit

*A stationary lifting solution, consisting of a ceiling lift unit mounted either on a permanently installed rail system or on a free-standing lift stand, is an ergonomically ideal alternative that eliminates the need for manual lifting and allows the caregiver to always choose the optimal working stance. Furthermore, the lift system is always in place, it requires a minimum of floor space and it is very easy to manoeuvre. Another advantage is that the system provides a large lifting area and the possibility of both low and very high lifting.*

Handicare's SystemRoMedic™ MilkyWay is a complete, simple and safe rail system for permanent installation on the ceiling and/or on the walls. Each MilkyWay rail system is individually designed, in close cooperation with the customer, allowing for adaptation to specific conditions and for meeting of specific requirements. Together with an optional choice of ceiling lift unit and the appropriate lifting accessories, MilkyWay offers unlimited possibilities for design and adaptation of the perfect stationary lift solution for all settings, rooms and lifting needs.

### For all kinds of rail systems

A complete MilkyWay rail system can have numerous different configurations and function in many different ways.

A basic rail system can be used to facilitate transfers, for example, to and from a bed and a wheelchair. To increase room coverage, flexibility and utility, the basic rail system can be augmented with rail curves and switches. A rail system with full room coverage is the right solution when the exact locations of lifting needs are not known in advance. With an electrically controlled switch system, a basic rail system can be connected to a rail system that covers an entire room. This type of combination is often used to enable manoeuvring of a ceiling lift unit between two rooms, for example, from bedroom to bathroom.

### All the parts you need, nothing else

MilkyWay is a complete rail system that makes the most of your specific conditions. It includes all the parts necessary for creating individually adapted, safe and flexible lifting solutions but, for the sake of simplicity, nothing else.

### Straight rails and rail curves

MilkyWay straight rails are available in three different rail profiles and in many lengths from 1600 mm to 7000 mm / 62.99-275.59". The system also includes rail curves in 15°, 22.5°, 45° and 90° variants. All rails and rail curves are prepared for in-rail charging.

### Switches

Switches are used to connect one rail or rail system to another, allowing the ceiling lift unit to travel between the two rails or rail systems for increased room coverage, flexibility and utility. MilkyWay includes shunting rails, turntables and transition gates for all kinds of rail systems.

### Ceiling fixtures

MilkyWay offers several different alternatives for installation of straight rails and rail curves on the ceiling. Depending on factors such as ceiling height, material and structure, different ceiling brackets and/or height-adjustable pendants can be used.

Ceiling brackets are an economic alternative that can be easily installed in concrete, flush with the surface. Pendants enable installation of a rail system onto a high ceiling, while still allowing for the correct distance between rail and floor (2300 mm/90.55").



## Wall fixtures

Similarly, MilkyWay also offers several alternatives for wall-mounting of free bearing rail systems. Again, the choice of fixtures depends on the wall structure and material, as well as the load that the system will carry.

## Materials and surface coating

MilkyWay straight rails and rail curves are made of powder-coated aluminium while all fixtures; brackets, pendants etc are made of powder-coated steel. All powder-coated MilkyWay parts are white (RAL 9010). At an additional charge, they can be supplied in various other colours or with a bare metal finish.



## Power supply

MilkyWay can be installed with in-rail charging, with a constant power supply (24 V DC) built into the rail. This means that the ceiling lift unit can be supplied with power all the time, everywhere in the rail system, eliminating the need for a charger station. Of course, MilkyWay rail systems can also be installed with one or several charger stations for the lift unit at pre-determined locations on the rail system.

## Easy to install

MilkyWay offers flexibility in every detail. This allows for a comprehensive range of alternative system designs as well as for easy installation. MilkyWay rail systems must always be installed by qualified and authorized personnel and in accordance with instructions issued by Handicare AB.

MilkyWay has been designed to meet the highest safety standards. The rail system should be inspected and assessed for safety at least once per year.

### More information

For more information about MilkyWay; available parts, instructions for design and installation and step-by-step examples of different types of installations, please consult the "MilkyWay Technical information" and/or "MilkyWay Handbook" documents or contact us or your local Handicare and SystemRoMedic™ partner.

All contact details can be found on our website, [www.handicare.com](http://www.handicare.com).



## Eva

Eva is a versatile mobile patient lift for all lifting situations and for users with different needs. When used with Handicare's functional and easy-to-use SystemRoMedic™ lifting accessories, Eva is the right choice for lifting in connection with transfers to and from the bed, chair or floor as well as for horizontal lifting and gait training. Eva is available in several models and variants with different lifting capacity and with electrical (EE) or manual (EM) base-width adjustment. Eva is also available in special versions with low legs for use with lower beds. All models and variants of Eva are supplied complete and ready to use, equipped with a stable sling bar with reliable safety latches and a hand control. All variants of Eva400 and Eva450 are equipped with a standard-width sling bar (SlingBar M, 450 mm/ 17") which is suitable for most users and lifting situations. All variants of Eva600 are equipped with a wider sling bar (SlingBar L, 600 mm/ 23.6") providing a more open lifting sling and increased room, which is suitable for larger and heavier users.

Art. No.	Product name	Description	Unit
60100001	Eva400EE	Max 180 kg/ 400 lbs, aluminum, castor size Ø 100 mm/ 3.9",	1 Pce
60100011	Eva400EM	Max 180 kg/ 400 lbs, aluminum, castor size Ø 100 mm/ 3.9",	1 Pce
60100002	Eva450EE	Max 205 kg/ 450 lbs, aluminum, castor size Ø 100 mm/ 3.9",	1 Pce
60100006	Eva450EE	With low legs, Max 205 kg/ 450 lbs, aluminum, castor size front 2 x Ø 35 mm/ 1.4", rear Ø 100 mm/ 3.9"	1 Pce
60100007	Eva450EM	With low legs, Max 205 kg/ 450 lbs, aluminum, castor size front 2 x Ø 35 mm/ 1.4", rear Ø 100 mm/ 3.9"	1 Pce
60100003	Eva600EE	Max 270 kg/ 600 lbs, aluminum, castor size Ø 100 mm/ 3.9"	1 Pce
60100010	Eva600EE	With low legs, Max 270 kg/ 600 lbs, aluminum, castor size front 2 x Ø 35 mm/ 1.4", rear Ø 100 mm/ 3.9"	1 Pce

### Accessories

80100010	AmbulationArm	For Eva mobile lifts	1 Pce
70200029	External charger Linak	For Eva450/ Eva600	1 Pce



Mobile lifts



*Eva400EE, with electrical base-width adjustment, for users weighing up to 180 kg/ 400 lbs.*



*Eva400EM, with manual base-width adjustment.*



*Eva450EE, with electrical base-width adjustment, for users weighing up to 205 kg/ 450 lbs.*



*Eva450EE, with low legs.*



*Eva450EM, with manual base-width adjustment, only available with low legs.*



*Eva600EE, with electrical base-width adjustment, for users weighing up to 270 kg/ 600 lbs.*



*Eva600EE, with low legs.*



*The armrests accessory, AmbulationArm, can be employed by the user during gait training but they can also be used by the carer for manoeuvring the lift.*



*Eva450EE, with AmbulationArm*



Mobile lifts



**Rino600EE**

Rino600EE is a mobile lift which, together with the right lifting accessories, solves most lifting requirements. It can be used both for seated and horizontal transfers and, thanks to its very high lifting height, it is also excellent for gait training. Rino600EE is made of steel, making it both strong and stable. It can lift users weighing up to 270 kg/ 600 lbs.

To get more room in a two-point sling bar, SideBar sidebars can be used as an accessory. They open up the sling and provide for a more reclined position.

Art. No.	Product name	Description	Unit
60200003	Rino600EE	Max 270 kg/ 600 lbs, steel	1 Pce

**Accessories**

70200013	SideBar	Fits Rino600EE/ Vega505EE	1 Pair
----------	---------	---------------------------	--------



**Carina350**

Carina350 is a collapsible, mobile patient lift adapted for safe and easy lifting of users weighing up to 165 kg/ 350 lbs. Carina350 is available in two models, with manual and electrical base widening, respectively. Both models are sturdy, stable and safe and, at the same time, light-weight for steel lifts. Both models of Carina350 are supplied complete and ready for use, equipped with hand control and a standard-width sling bar (SlingBar M, 45 cm/17.7").



**New versions of Carina350**  
Both models of Carina350 are now supplied with a standard-width aluminium sling bar (SlingBar M, 450 mm / 17.7") and maintenance-free twin castors, Ø 100 mm / 3.9". See below.



Maintenance-free twin castors, Ø 100 mm / 3.9"

Art. No.	Product name	Description	Unit
60600011	Carina350EM	Mobile lift with manual base widening, steel, castor size Ø 100 mm/ 3.9"	1 Pce
60600009	Carina350EE	Mobile lift with electrical base widening, steel, castor size Ø 100 mm/ 3.9"	1 Pce

**Accessories**

70200030	Endcover Carina		1 Pce
16010	ReadyStrap		1 Pce





### Vega505EE

Vega is a mobile patient lift adapted for safe and easy lifting of users weighing up to 230 kg/ 505 lbs. Vega has a new, unique design with a lift arm that can be both raised to an almost upright position and lowered all the way down to the floor. It is also relatively narrow and compact, with dimensions adapted for use in situations and premises where space is limited. In spite of the handy size, Vega offers an unusually high lifting height and the total lifting range is also extremely large. Vega505EE is supplied complete and ready for use, equipped with hand control and a standard-width sling bar (SlingBar M, 45 cm/17.7").

Art. No.	Product name	Description	Unit
60600003	Vega505EE	Max 230 kg/ 505 lbs, steel, maintenance-free castors, Ø 100 mm/ 3.9"	1 Pce

#### Accessories

70200042	SlingBarSpreader M	Side bars for SlingBar S / M / L	1 Pair
----------	--------------------	----------------------------------	--------



Lifting accessories



**SlingBar**

SlingBar is a two-point sling bar in aluminium available in different widths. The sling bars have safety latches which prevent the sling straps from creeping out of the sling bar.

Art. No.	Product name	Description	Unit
70200001	SlingBar S	35 cm/ 13.8", max 300 kg/ 660 lbs	1 Pce
70200002	SlingBar M	45 cm/ 17.7", max 300 kg/ 660 lbs	1 Pce
70200003	SlingBar L	60 cm/ 23.6", max 300 kg/ 660 lbs	1 Pce



*SlingBarSpreader M, mounted on SlingBar M.*

**SlingBarSpreader M**

To get more room in a two-point sling bar, SlingBarSpreader M side bars can be used as an accessory. SlingBarSpreader M open up the lifting sling and provide for a more reclined position. SlingBarSpreader M are delivered in pairs and can be used together with all models of SlingBar.

Art. No.	Product name	Description	Unit
70200042	SlingBarSpreader M	Side bars for SlingBar S/M/L	1 Pair



**SlingBarWrap**

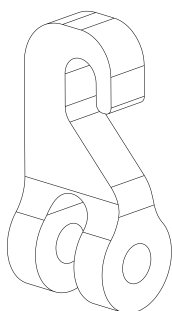
SlingBar can be equipped with a soft protection, SlingBarWrap, which is sometimes needed for users with uncontrollable movements. It is attached with Velcro and can easily be removed for cleaning.



*SlingBarWrap MiniLift*

Art. No.	Product name	Description	Unit
70200009	SlingBarWrap	For SlingBar S/M/L	1 Pce
70200012	SlingBarWrap MiniLift	For MiniLift200	1 Pce



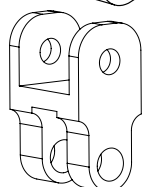
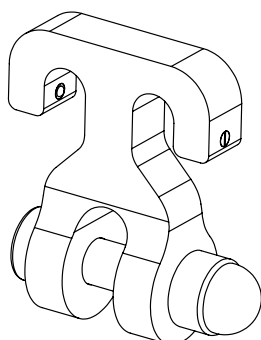


SwiftHook

### SwiftHook

With SwiftHook, changing sling bars or connecting a scale becomes very easy.

Art. No.	Product name	Description	Unit
70200008	SwiftHook	For SlingBar S/M/L and for StretcherBar	1 Pce



H-adapter

### RoomTransferHook

RoomTransferHook is a quick release to ceiling lift units. Using RoomTransferHook on a two-point sling bar, the user can be transferred between two ceiling lift units mounted on separate rail systems in two separate rooms.

Art. No.	Product name	Description	Unit
70200010	RoomTransferHook	Incl. 2 pcs H-adapter + bolts for SlingBar S/M/L	1 Set

#### Accessories

70200011	H-adapter	Adapter for RoomTransferHook 70200010, for Rise450* / Rise625*	1 Pce
----------	-----------	--	-------

\* Rise450 and Rise625, discontinued



BariBarWrap

### BariBar

BariBar is a four-point aluminium/steel sling bar which is used, in combination with a correctly fitted lifting sling and a ceiling lift unit approved by Handicare, for lifting of users weighing up to 454 kg/1000 lbs. BariBar opens up the lifting sling to provide more space and a more reclined seated position, which is suitable for larger and heavier and/or pain-sensitive users. BariBar is very easy to use. The built-in adjustment function automatically adapts the sling bar to each user for optimal comfort. Reliable safety latches prevent the lifting sling straps from creeping out of the sling bar. BariBar is supplied complete, fitted with BariBarWrap, a wipeable protection providing secure handling of the four-point sling bar.

Art. No.	Product name	Description	Unit
70200072	BariBar	Four-point sling bar for approved ceiling lift units, SWL 454 kg / 1000 lbs	1 Pce

#### Accessories

80100146	BariBarWrap	A wipeable protection providing secure handling of BariBar	1 Pce
----------	-------------	--	-------



Lifting accessories



**StretcherBar**

StretcherBar is a sling bar used together with StretcherSling for horizontal lifting with stationary or mobile lifts. StretcherBar features ten suspension points, five on each side of the user, which provide uniform support under the entire body. The width of the sling is easily adjusted by pulling out or pushing in the suspension hooks.

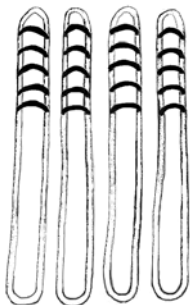
Art. No.	Product name	Description	Unit
70200006	StretcherBar	10 point, max 300 kg/ 660 lbs	1 Pce



**Scales**

Charder MHS2500 is used together with stationary or mobile lifts for weighing of users.

Art. No.	Product name	Description	Unit
70100002	Charder MHS2500	Max 300 kg/ 660 lbs	1 Pce
70100003	Charder MHS2500	Max 400 kg/ 880 lbs	1 Pce



**BackBoardStraps**

BackBoardStraps have been designed for use in combination with the Ferno Scoop Stretcher 065 EXL to enable mechanical lifting with a manual stretcher in emergency care. BackBoardStraps consist of four independent lift straps. There are six alternative lift loops on one side of each strap to facilitate balancing of the stretcher. The BackBoardStraps are looped securely through the handle holes (two on each side), and then connected to the sling bar hooks. SWL 160 kg/ 352 lbs.

Art. No.	Product name	Description	Unit
49482000	BackBoardStraps	For Ferno Scoop Stretcher 065 EXL	4 Pcs







### BariTurn

BariTurn is a 360° turning trolley for two ceiling lift units. BariTurn is used, in combination with Pollux or a permanently installed MilkyWay rail system, for lifting of extremely large and heavy users, e.g. in connection with seated and horizontal transfers. BariTurn is also a perfect assistive device for standing and gait training with very heavy users.

Art. No.	Product name	Description	Unit
50400180	BariTurn	SWL 500 kg/ 1100 lbs	1 Pce



# Consider this when selecting sling size and material.

## Size

### The lifting sling is too small

- if the user's face is too close to the sling bar
- if the leg supports chafe at the groin
- if the lifting sling looks or feels too tight

### The lifting sling is too large

- if the user's seat slides out too much in the lower opening
- if the leg supports slide forward towards the hollows of the user's knees

## Material

### Polyester

- Durable and easy-to-care-for
- Low friction
- Withstands high laundry temperatures

### Polyester net

- Flexible and airy
- Water passes through the mesh
- Withstands high laundry temperatures
- Can be left under the user

### Plastic net

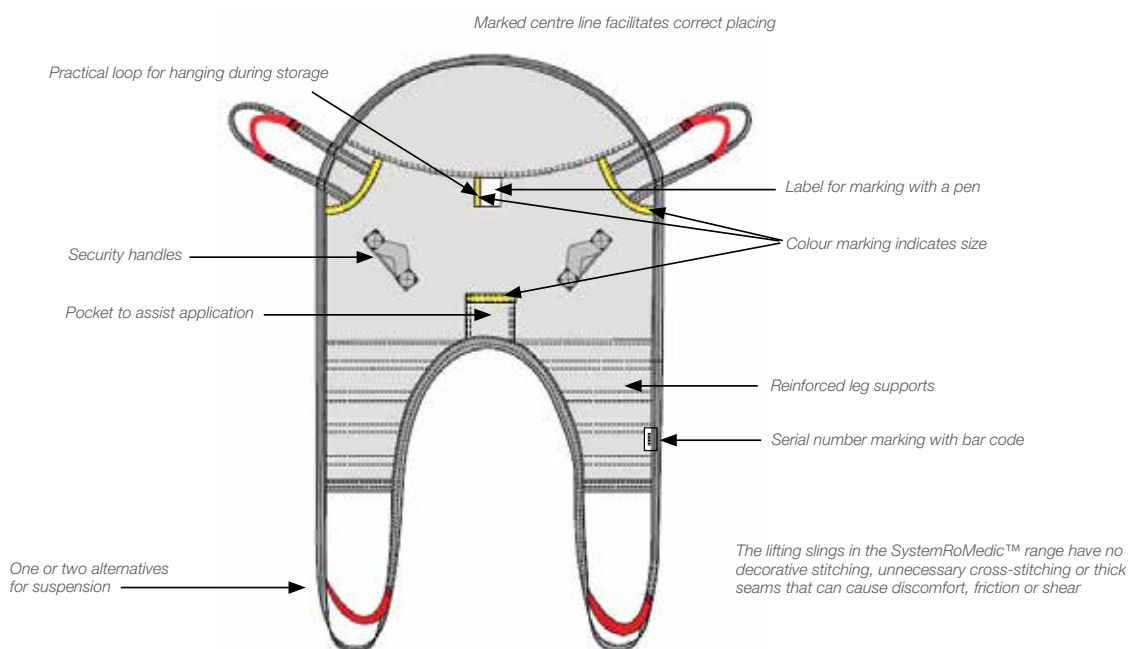
- Does not absorb water, excellent for lifting in connection with bathing
- Can be disinfected with rubbing alcohol

### Disposable material

- Sturdy and durable non-woven or cotton / polyester
- Instead of laundering, these lifting slings are discarded after use
- Prevents the spread of multi-resistant bacteria

## Important details

SystemRoMedic™ offers a wide range of comfortable and functional lifting slings with a safe design and many practical details. Always read the manual before using the lifting sling and don't forget to perform regular function tests. Read more at [www.handicare.co.uk](http://www.handicare.co.uk).







# Our lifting slings

## SupportScale

SystemRoMedic



### Choosing should be easy!

We know that choosing the right lifting sling can sometimes seem complicated. And the more models, sizes and materials you have to choose from, the more complicated it seems to choose.

SystemRoMedic™ offers a full range of lifting slings for all lifting situations and users. Even so, to facilitate choice, we have restricted the number of models. We have also developed an aid, SystemRoMedic™ SupportScale, which rates our lifting slings for seated lifting in four categories based on which type of functionality they give the user.

### More activation

The lower the back of the lifting sling, the better the user can participate and be activated. Lifting slings with divided leg supports also allow the user to participate more during application and removal of the lifting sling.

### More support

The higher the back of the lifting sling, the more the user is supported. Lifting slings with undivided leg supports also provide more support and are better suited to the user's functional ability and status, for example, in the case of very poor muscular tonus, sensitivity to pain and other factors that can make lifting problematic.

# give more



### Activate the user, even in lifting situations

SystemRoMedic™ both presupposes and fosters interaction between user and caregiver. What is good for one is good for the other.

Our philosophy is that the user should always participate in the transfer to the best of his or her ability. It's a matter of using the available strength in the best way; of not subjecting the caregiver to excessive strain, while making use of the user's functional ability, even in a lifting situation. Based on the user's need for support, his mobility and ability to participate, The SystemRoMedic SupportScale can show which lifting sling models enable the greatest degree of safety and security without doing what he, himself, is able to do.

SupportScale SystemRoMedic	Divided leg supports	Undivided leg supports
Low back	+	++
Shoulder-high back	++	+++
High back	+++	++++

The user's functional level and status determine the need for support and other lifting sling functions and, thereby, also the choice of lifting sling model.

Ratings from 1+ (more activation) to 4++++ (more support) show which functions different SystemRoMedic™ lifting slings for seated lifting give the user.



This spread is an extract from Handicare's lifting slings brochure; the complete guide to our lifting slings range. The brochure provides all the information you need about different models, materials and sizes as well as about simple and convenient application. Order a copy or download the brochure from our website, [www.handicare.co.uk](http://www.handicare.co.uk).



## Lifting slings

Divided leg supports / High back



### HighBackSling



#### Standard model for users who need a lot of support

HighBackSling is designed for use in most common lifting situations, e.g. for sitting transfers between bed and wheelchair, and when the user needs extra head support. HighBackSling can also be used for lifting from a recumbent position on the floor. This standard model suits most users. The high back ensures that the user is supported from the tailbone up over the head and under the legs. HighBackSling is available in several different materials, variants and sizes for users weighing max 300 kg/ 660 lbs.

Art. No.	Product name	Description	Unit
40800002	HighBackSling	Polyester, XX-Small	1 Pce
40800003	HighBackSling	Polyester, X-Small	1 Pce
40800004	HighBackSling	Polyester, Small	1 Pce
40800006	HighBackSling	Polyester, Medium	1 Pce
40800007	HighBackSling	Polyester, Large	1 Pce
40800008	HighBackSling	Polyester, X-Large	1 Pce
40800009	HighBackSling	Polyester, XX-Large	1 Pce
40820002	HighBackSling	Polyester net, XX-Small	1 Pce
40820003	HighBackSling	Polyester net, X-Small	1 Pce
40820004	HighBackSling	Polyester net, Small	1 Pce
40820006	HighBackSling	Polyester net, Medium	1 Pce
40820007	HighBackSling	Polyester net, Large	1 Pce
40820008	HighBackSling	Polyester net, X-Large	1 Pce
40820009	HighBackSling	Polyester net, XX-Large	1 Pce
40822002	HighBackSling	Polyester net, not reinforced, XX-Small	1 Pce
40822003	HighBackSling	Polyester net, not reinforced, X-Small	1 Pce
40822004	HighBackSling	Polyester net, not reinforced, Small	1 Pce
40822006	HighBackSling	Polyester net, not reinforced, Medium	1 Pce
40822007	HighBackSling	Polyester net, not reinforced, Large	1 Pce
40822008	HighBackSling	Polyester net, not reinforced, X-Large	1 Pce
40822009	HighBackSling	Polyester net, not reinforced, XX-Large	1 Pce
40852002	HighBackSling	Plastic net, XX-Small	1 Pce
40852003	HighBackSling	Plastic net, X-Small	1 Pce
40852004	HighBackSling	Plastic net, Small	1 Pce
40852006	HighBackSling	Plastic net, Medium	1 Pce
40852007	HighBackSling	Plastic net, Large	1 Pce
40852008	HighBackSling	Plastic net, X-Large	1 Pce
40852009	HighBackSling	Plastic net, XX-Large	1 Pce





### HighBackSling, disposable



#### Disposable material for optimal hygiene and safety

HighBackSling, disposable is available in a new version featuring reinforced head support and reinforced leg supports. HighBackSling, disposable, is made of a sturdy, durable non-woven material. Instead of laundering, the lifting sling is discarded after use, when it becomes soiled or when the user no longer needs it. This prevents the spread of multi-resistant and other types of infectious bacteria.

HighBackSling, disposable, is a lifting sling for short-term use and for users weighing up to max 200 kg/ 440 lbs. The largest size, XXL, can be used by users weighing up to 300 kg/ 660 lbs.

Art. No.	Product name	Description	Unit
40892004	HighBackSling	Disposable, non-woven, Small	5 Pcs
40892006	HighBackSling	Disposable, non-woven, Medium	5 Pcs
40892007	HighBackSling	Disposable, non-woven, Large	5 Pcs
40892008	HighBackSling	Disposable, non-woven, X-Large	5 Pcs
40892009	HighBackSling	Disposable, non-woven, XX-Large	5 Pcs



### ShellHBSling



#### Unique bowl shape with adjustable head support

ShellHBSling is designed for use in most common lifting situations, e.g. for sitting transfers between bed and wheelchair, and when the user needs extra head support. ShellHBSling can also be used for lifting from a recumbent position on the floor.

The bowl-shaped sling follows the shape of the body and enables an upright seated posture that is easily regulated with the help of alternative lift loops. The adjustable head support gives each user perfect support for the head.

The high back ensures that the user is supported from the tailbone up over the head and under the legs.

ShellHBSling is available in several sizes, all for users weighing max 300 kg/ 660 lbs.

Art. No.	Product name	Description	Unit
40700002	ShellHBSling	Polyester, XX-Small	1 Pce
40700003	ShellHBSling	Polyester, X-Small	1 Pce
40700004	ShellHBSling	Polyester, Small	1 Pce
40700006	ShellHBSling	Polyester, Medium	1 Pce
40700007	ShellHBSling	Polyester, Large	1 Pce
40700008	ShellHBSling	Polyester, X-Large	1 Pce
40700009	ShellHBSling	Polyester, XX-Large	1 Pce



## Lifting slings

Divided leg supports / High back



### FlexibleSling

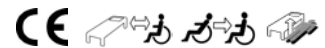


#### Pliable support for users with deformities

FlexibleSling is a sling that meets the need for a lot of support and, in a flexible way, follows the contours of the body and gives the user a sense of security.

FlexibleSling is designed for use in most common lifting situations, e.g. for sitting transfers between bed and wheelchair, and especially for users with deformities and users who need extra head support. FlexibleSling can also be used for lifting from a recumbent position on the floor. The high back ensures that the user is supported from the tailbone up over the head and under the legs. FlexibleSling is available in two variants and several sizes, all for users weighing max 300 kg/ 660 lbs. FlexibleSling is also available with undivided leg supports and with undivided leg supports and commode opening (page 69).

Art. No.	Product name	Description	Unit
42520002	FlexibleSling	Polyester net, XX-Small	1 Pce
42520003	FlexibleSling	Polyester net, X-Small	1 Pce
42520004	FlexibleSling	Polyester net, Small	1 Pce
42520006	FlexibleSling	Polyester net, Medium	1 Pce
42520007	FlexibleSling	Polyester net, Large	1 Pce
42520008	FlexibleSling	Polyester net, X-Large	1 Pce
42522002	FlexibleSling	Polyester net, not reinforced, XX-Small	1 Pce
42522003	FlexibleSling	Polyester net, not reinforced, X-Small	1 Pce
42522004	FlexibleSling	Polyester net, not reinforced, Small	1 Pce
42522006	FlexibleSling	Polyester net, not reinforced, Medium	1 Pce
42522007	FlexibleSling	Polyester net, not reinforced, Large	1 Pce
42522008	FlexibleSling	Polyester net, not reinforced, X-Large	1 Pce



### AmpHBSling



#### For users with high leg amputations and who need a lot of support

AmpHBSling is designed for use in most common lifting situations, e.g. for sitting transfers between bed and wheelchair, even when a lifting sling without divided leg supports would have been preferable, for example, when lifting patients with double, high leg amputations. The high back ensures that the user is supported from the tailbone up over the head and under the legs. AmpHBSling is available in several sizes, all for users weighing max 300 kg/ 660 lbs.

Art. No.	Product name	Description	Unit
42800004	AmpHBSling	Polyester, Small	1 Pce
42800006	AmpHBSling	Polyester, Medium	1 Pce
42800007	AmpHBSling	Polyester, Large	1 Pce
42800008	AmpHBSling	Polyester, X-Large	1 Pce





## HygieneHBSling



### For toileting and for users who need a lot of support

HygieneHBSling is a lifting sling that is easy to apply and makes it easier for the caregiver to dress/undress the user in connection with toileting. HygieneHBSling is designed for users who need a lot of extra support, even for the head. The high back ensures that the user is supported behind the back, up behind the head, around the upper body and under the legs. HygieneHBSling is available in several sizes, all for users weighing max 300 kg/ 660 lbs.

Art. No.	Product name	Description	Unit
43704002	HygieneHBSling	Polyester, XX-Small	1 Pce
43704003	HygieneHBSling	Polyester, X-Small	1 Pce
43704004	HygieneHBSling	Polyester, Small	1 Pce
43704006	HygieneHBSling	Polyester, Medium	1 Pce
43704007	HygieneHBSling	Polyester, Large	1 Pce
43704008	HygieneHBSling	Polyester, X-Large	1 Pce
43704009	HygieneHBSling	Polyester, XX-Large	1 Pce



## Lifting slings

### Divided leg supports / Shoulder-high back



### BasicSling



#### Standard model for users with good head stability

BasicSling is designed for use in most common lifting situations, e.g. for sitting transfers between bed and wheelchair, and when the patient has poor torso stability but good head stability. This standard model suits most users with good head stability. The shoulder-high back ensures that the user is supported from the tailbone up to the shoulders and under the legs. BasicSling is available in several different materials, variants and sizes, all for users weighing max 300 kg / 660 lbs.

Art. No.	Product name	Description	Unit
40500002	BasicSling	Polyester, XX-Small	1 Pce
40500003	BasicSling	Polyester, X-Small	1 Pce
40500004	BasicSling	Polyester, Small	1 Pce
40500006	BasicSling	Polyester, Medium	1 Pce
40500007	BasicSling	Polyester, Large	1 Pce
40500008	BasicSling	Polyester, X-Large	1 Pce
40500009	BasicSling	Polyester, XX-Large	1 Pce
40520002	BasicSling	Polyester net, XX-Small	1 Pce
40520003	BasicSling	Polyester net, X-Small	1 Pce
40520004	BasicSling	Polyester net, Small	1 Pce
40520006	BasicSling	Polyester net, Medium	1 Pce
40520007	BasicSling	Polyester net, Large	1 Pce
40520008	BasicSling	Polyester net, X-Large	1 Pce
40520009	BasicSling	Polyester net, XX-Large	1 Pce
40522002	BasicSling	Polyester net, not reinforced, XX-Small	1 Pce
40522003	BasicSling	Polyester net, not reinforced, X-Small	1 Pce
40522004	BasicSling	Polyester net, not reinforced, Small	1 Pce
40522006	BasicSling	Polyester net, not reinforced, Medium	1 Pce
40522007	BasicSling	Polyester net, not reinforced, Large	1 Pce
40522008	BasicSling	Polyester net, not reinforced, X-Large	1 Pce
40522009	BasicSling	Polyester net, not reinforced, XX-Large	1 Pce
40552002	BasicSling	Plastic net, XX-Small	1 Pce
40552003	BasicSling	Plastic net, X-Small	1 Pce
40552004	BasicSling	Plastic net, Small	1 Pce
40552006	BasicSling	Plastic net, Medium	1 Pce
40552007	BasicSling	Plastic net, Large	1 Pce
40552008	BasicSling	Plastic net, X-Large	1 Pce
40552009	BasicSling	Plastic net, XX-Large	1 Pce







## AmpSling



### For users with high leg amputations

AmpSling is designed for use in most common lifting situations, e.g. for sitting transfers between bed and wheelchair, even when a lifting sling without divided leg supports would have been preferable, for example, when lifting patients with double, high leg amputations. The shoulder-high back ensures that the user is supported from the tailbone up to the shoulders and under the legs.

AmpSling is available in different materials and several sizes, all for users weighing max 300 kg/ 660 lbs.

Art. No.	Product name	Description	Unit
42700003	AmpSling	Polyester, X-Small	1 Pce
42700004	AmpSling	Polyester, Small	1 Pce
42700006	AmpSling	Polyester, Medium	1 Pce
42700007	AmpSling	Polyester, Large	1 Pce
42700008	AmpSling	Polyester, X-Large	1 Pce
42700009	AmpSling	Polyester, XX-Large	1 Pce
42720003	AmpSling	Polyester net, X-Small	1 Pce
42720004	AmpSling	Polyester net, Small	1 Pce
42720006	AmpSling	Polyester net, Medium	1 Pce
42720007	AmpSling	Polyester net, Large	1 Pce
42720008	AmpSling	Polyester net, X-Large	1 Pce
42720009	AmpSling	Polyester net, XX-Large	1 Pce



## Lifting slings

Divided leg supports / Low back



### LowBackSling



#### Standard model for more active users

LowBackSling is designed for use in most common lifting situations, e.g. for sitting transfers between bed and wheelchair, and when the user has torso stability. This standard model suits most users with torso stability. The low back ensures that the user is supported from the tailbone up to the armpits and under the legs. LowBackSling is available in several materials and sizes, all for users weighing max 300 kg/ 660 lbs.

Art. No.	Product name	Description	Unit
4020002	LowBackSling	Polyester, XX-Small	1 Pce
4020003	LowBackSling	Polyester, X-Small	1 Pce
4020004	LowBackSling	Polyester, Small	1 Pce
4020006	LowBackSling	Polyester, Medium	1 Pce
4020007	LowBackSling	Polyester, Large	1 Pce
4020008	LowBackSling	Polyester, X-Large	1 Pce
4020009	LowBackSling	Polyester, XX-Large	1 Pce
4022002	LowBackSling	Polyester net, XX-Small	1 Pce
4022003	LowBackSling	Polyester net, X-Small	1 Pce
4022004	LowBackSling	Polyester net, Small	1 Pce
4022006	LowBackSling	Polyester net, Medium	1 Pce
4022007	LowBackSling	Polyester net, Large	1 Pce
4022008	LowBackSling	Polyester net, X-Large	1 Pce
4022009	LowBackSling	Polyester net, XX-Large	1 Pce
40252002	LowBackSling	Plastic net, XX-Small	1 Pce
40252003	LowBackSling	Plastic net, X-Small	1 Pce
40252004	LowBackSling	Plastic net, Small	1 Pce
40252006	LowBackSling	Plastic net, Medium	1 Pce
40252007	LowBackSling	Plastic net, Large	1 Pce
40252008	LowBackSling	Plastic net, X-Large	1 Pce
40252009	LowBackSling	Plastic net, XX-Large	1 Pce





## HygieneSling



### For toileting - three variants for more active users

HygieneSling is a lifting sling that is easy to apply and makes it easier for the caregiver to dress/undress the user in connection with toileting. HygieneSling, which is designed for users with adequate muscular tonus. The low back ensures that the user is supported behind the back, up to the armpits and under the legs.

HygieneSling is available in three variants; with or without a belt, or with a belt and extra back support, and in several sizes, all for users weighing max 300 kg/ 660 lbs.

Art. No.	Product name	Description	Unit
43504002	HygieneSling	Polyester, with belt, XX-Small	1 Pce
43504003	HygieneSling	Polyester, with belt, X-Small	1 Pce
43504004	HygieneSling	Polyester, with belt, Small	1 Pce
43504006	HygieneSling	Polyester, with belt, Medium	1 Pce
43504007	HygieneSling	Polyester, with belt, Large	1 Pce
43504008	HygieneSling	Polyester, with belt, X-Large	1 Pce
43504009	HygieneSling	Polyester, with belt, XX-Large	1 Pce
43604002	HygieneSling	Polyester, without belt, XX-Small	1 Pce
43604003	HygieneSling	Polyester, without belt, X-Small	1 Pce
43604004	HygieneSling	Polyester, without belt, Small	1 Pce
43604006	HygieneSling	Polyester, without belt, Medium	1 Pce
43604007	HygieneSling	Polyester, without belt, Large	1 Pce
43604008	HygieneSling	Polyester, without belt, X-Large	1 Pce
43604009	HygieneSling	Polyester, without belt, XX-Large	1 Pce
43904003	HygieneSling	Polyester, extra back support, X-Small	1 Pce
43904004	HygieneSling	Polyester, extra back support, Small	1 Pce
43904006	HygieneSling	Polyester, extra back support, Medium	1 Pce
43904007	HygieneSling	Polyester, extra back support, Large	1 Pce
43904008	HygieneSling	Polyester, extra back support, X-Large	1 Pce



Lifting slings

Divided leg supports / Low back



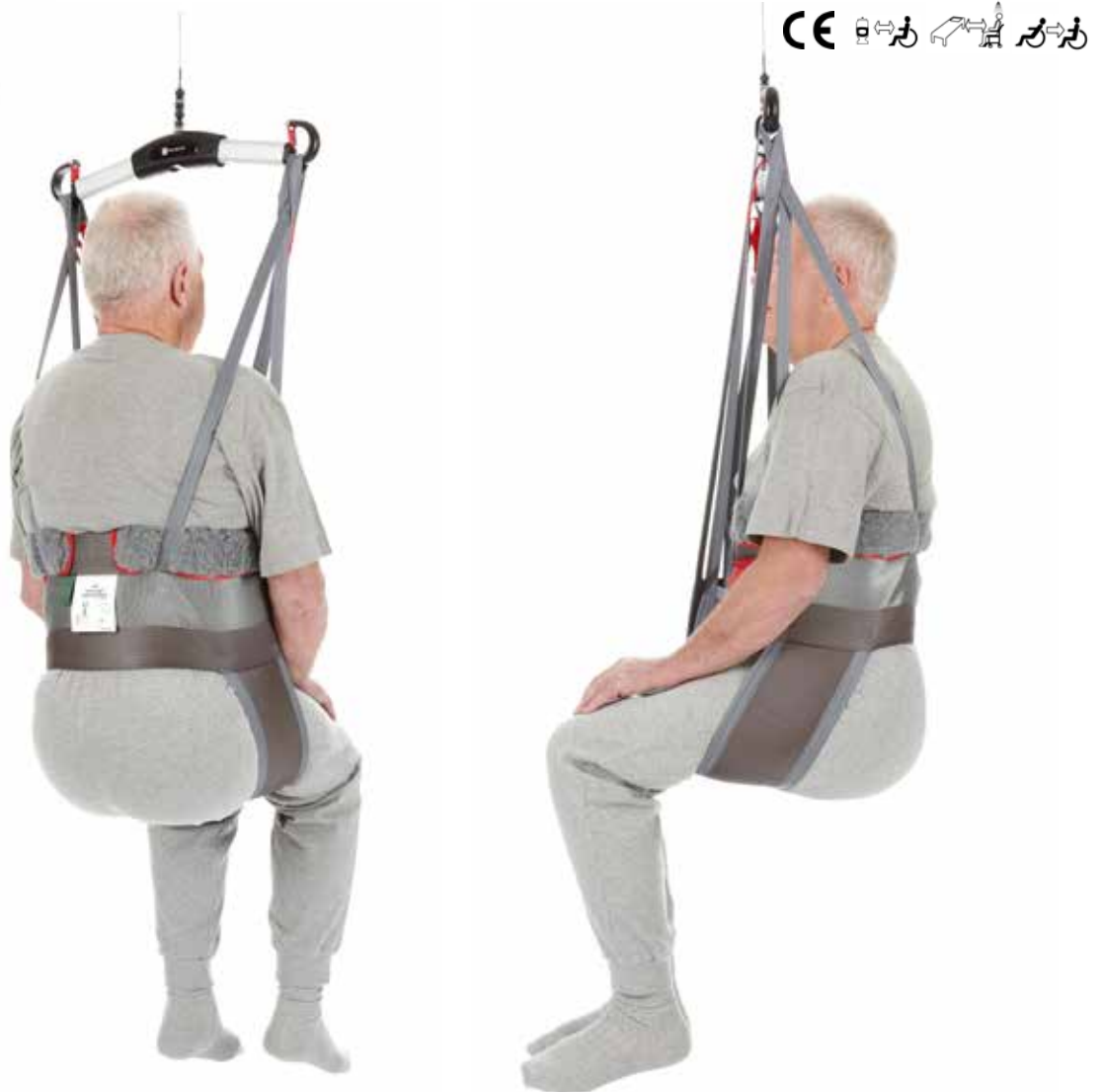
**HygieneLBSling**



**For toileting - extra support for users with good head and torso stability**

HygieneLBSling is a lifting sling that is easy to apply and makes it easier for the caregiver to dress/undress the user in connection with toileting. HygieneLBSling is designed for users with good head and torso stability and adequate muscular tonus. The low back ensures that the user is supported behind the back, up to the armpits, around the upper body and under the legs. HygieneLBSling is available in several sizes, all for users weighing max 300 kg/ 660 lbs.

Art. No.	Product name	Description	Unit
43804002	HygieneLBSling	Polyester, XX-Small	1 Pce
43804003	HygieneLBSling	Polyester, X-Small	1 Pce
43804004	HygieneLBSling	Polyester, Small	1 Pce
43804006	HygieneLBSling	Polyester, Medium	1 Pce
43804007	HygieneLBSling	Polyester, Large	1 Pce
43804008	HygieneLBSling	Polyester, X-Large	1 Pce
43804009	HygieneLBSling	Polyester, XX-Large	1 Pce





## FlexibleSling, undivided

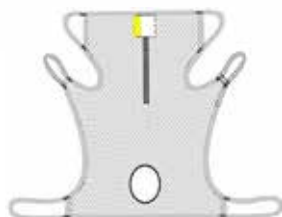


### Gentle and flexible, with maximum support

FlexibleSling, undivided, is a lifting sling that meets the need for a lot of support and, in a flexible way, follows the contours of the body and gives the user a sense of security. FlexibleSling, undivided, is designed for use in most common lifting situations, e.g. for sitting transfers between bed and wheelchair, and especially for users with deformities and users who need extra head support. The high back ensures that the user is supported from the tailbone up over the head and under the legs. FlexibleSling, undivided, is also available with commode opening. This variant is designed to facilitate lifting in connection with toileting, especially for users with deformities and who need extra head support. Both variants of FlexibleSling, undivided are available in several sizes, all for users weighing max 300 kg/ 660 lbs.

FlexibleSling is also available with divided leg supports (page 62).

Art. No.	Product name	Description	Unit
42521003	FlexibleSling, undivided	Polyester net, X-Small	1 Pce
42521004	FlexibleSling, undivided	Polyester net, Small	1 Pce
42521006	FlexibleSling, undivided	Polyester net, Medium	1 Pce
42521007	FlexibleSling, undivided	Polyester net, Large	1 Pce
42521008	FlexibleSling, undivided	Polyester net, X-Large	1 Pce
42521403	FlexibleSling, undivided	Polyester net, with commode opening, X-Small	1 Pce
42521404	FlexibleSling, undivided	Polyester net, with commode opening, Small	1 Pce
42521406	FlexibleSling, undivided	Polyester net, with commode opening, Medium	1 Pce
42521407	FlexibleSling, undivided	Polyester net, with commode opening, Large	1 Pce
42521408	FlexibleSling, undivided	Polyester net, with commode opening, X-Large	1 Pce



FlexibleSling, undivided with commode opening



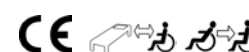
## ClassicHBSling



### Gentle for users who need a lot of support

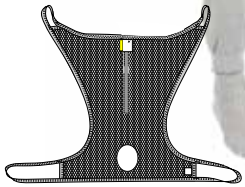
For users who need extra support for the head, ClassicHBSling enables a safe and comfortable seated position and gives the user a sense of security. ClassicHBSling is designed for use in most common lifting situations, e.g. for sitting transfers between bed and wheelchair, and is even suitable for users with high leg amputations. The high back ensures that the user is supported all the way from the hollows of the knees up over the head. ClassicHBSling is available in several sizes, all for users weighing max 300 kg/ 660 lbs.

Art. No.	Product name	Description	Unit
41522003	ClassicHBSling	Polyester net, X-Small	1 Pce
41522004	ClassicHBSling	Polyester net, Small	1 Pce
41522006	ClassicHBSling	Polyester net, Medium	1 Pce
41522007	ClassicHBSling	Polyester net, Large	1 Pce
41522008	ClassicHBSling	Polyester net, X-Large	1 Pce



## Lifting slings

Undivided leg supports / Shoulder-high back



ClassicSling with commode opening

### ClassicSling



#### Gentle support for users with good head stability

ClassicSling enables a safe and comfortable seated position and gives the user a sense of security. ClassicSling is designed for use in most common lifting situations, e.g. for sitting transfers between bed and wheelchair, and is even suitable for users with high leg amputations. The shoulder-high back ensures that the user is supported from the hollows of the knees up to the shoulders and under the legs. ClassicSling is also available with commode opening. This variant is designed to facilitate lifting in connection with toileting. Both variants of ClassicSling, are available in several sizes, all for users weighing max 300 kg/ 660 lbs.

Art. No.	Product name	Description	Unit
41222003	ClassicSling	Polyester net, X-Small	1 Pce
41222004	ClassicSling	Polyester net, Small	1 Pce
41222006	ClassicSling	Polyester net, Medium	1 Pce
41222007	ClassicSling	Polyester net, Large	1 Pce
41222008	ClassicSling	Polyester net, X-Large	1 Pce
41221404	ClassicSling	Polyester net, with commode opening, Small	1 Pce
41221406	ClassicSling	Polyester net, with commode opening, Medium	1 Pce
41221407	ClassicSling	Polyester net, with commode opening, Large	1 Pce



### BariSling



#### For extremely large and heavy users - over 200 kg/440 lbs

BariSling is a lifting sling that is designed for lifting users weighing 200 kg/ 440lbs or more. It can be used in combination with both mobile and stationary lifts, with a four-point sling bar or with BariTurn. BariSling has six suspension points; two loops at the back and four below, under the legs, to distribute pressure safely and comfortably. The shoulder-high back ensures that the user is supported from the hollows of the knees up to the shoulders and under the legs. BariSling is available in polyester and in two sizes for users weighing max 570 kg/ 1250 lbs. BariSling is also available in a disposable material, in one size for users weighing max 450 kg/ 1000 lbs.

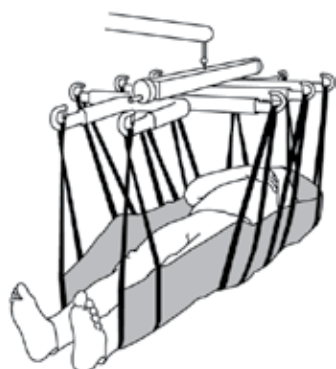
Art. No.	Product name	Description	Unit
47001010	BariSling	Polyester, XXX-Large	1 Pce
47001011	BariSling	Polyester, XXXX-Large	1 Pce
47091010	BariSling	Disposable, non-woven, XXX-Large	2 Pcs





## Lifting slings

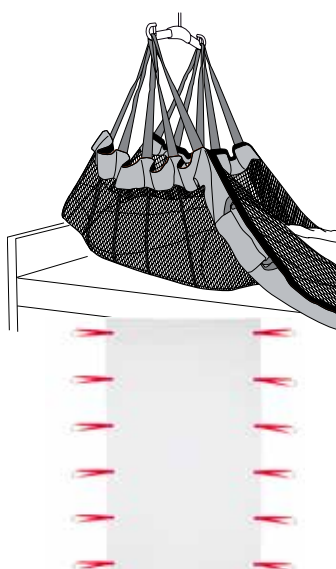
Horizontal lifting / Turning



### StretcherSling

StretcherSling is a lifting sling that is used in combination with mobile lifts or stationary lift systems and Handicare's SystemRoMedic™ StretcherBar, a specially designed sling bar for horizontal lifting and transferring of users in a lying position. StretcherSling has ten suspension points; five on either side of the user, giving the user evenly distributed support under the entire body. StretcherSling is available in different materials and one size, all for users weighing up to 300 kg/ 660 lbs.

Art. No.	Product name	Description	Unit
46502007	StretcherSling	Polyester, one size	1 Pce
46592007	StretcherSling	Disposable, non-woven, one size	5 Pcs



### SafeHandlingSheet

SafeHandlingSheet is a sheet that is used for horizontal lifting or for positioning of a user in bed without subjecting the caregiver to unnecessary strain. SafeHandlingSheet is used in combination with mobile lifts or stationary lift systems and a two-point sling bar. SafeHandlingSheet is available in several materials and sizes to suit different users and situations.

Art. No.	Product name	Description	Unit
47522007	SafeHandlingSheet	Polyester net, Large, max 300 kg/ 660 lbs	1 Pce
47542007	SafeHandlingSheet	Polyester net/WendyLett4Way, Large, max 300 kg/ 660 lbs	1 Pce
47502008	SafeHandlingSheet	Polyester, X-Large, max 400 kg/ 900 lbs	1 Pce
47502009	SafeHandlingSheet	Polyester, reinforced, XX-Large, max 570 kg/ 1250 lbs	1 Pce
47512006	SafeHandlingSheet	Disposable, cotton, Medium, max 300 kg/ 660 lbs	5 Pcs
47512007	SafeHandlingSheet	Disposable, cotton, Large, max 300 kg/ 660 lbs	5 Pcs
47512008	SafeHandlingSheet	Disposable, cotton, X-Large, without straps, max 400 kg/ 900 lbs	5 Pcs
47512009	SafeHandlingSheet	Disposable, cotton, XX-Large, without straps, max 570 kg/ 1250 lbs	5 Pcs

47512008, SafeHandlingSheet, disposable



TurningSling 49592000

### TurningSling

TurningSling is a lifting sling for short-term use. TurningSling is used, in combination with a two-point sling bar mounted on a stationary or mobile lift, for turning of users in bed. TurningSling also facilitates hygiene, treatment of sores and dressing. TurningSling is available in two models, both in one size, for users weighing up to 250 kg/ 550 lbs.

Art. No.	Product name	Description	Unit
49592000	TurningSling	Two loops, disposable, non-woven, one size	5 Pcs
49592005	TurningSling	One loop, disposable, non-woven, one size	5 Pcs



**Lifting slings**

Rising / Standing / Walking



ThoraxSling



ThoraxSling wipeable



ThoraxSling,  
with seat support



ThoraxSling,  
with seat support,  
disposable

**ThoraxSling**

ThoraxSling is a specially adapted sit-to-stand vest that is used in combination with Handicare's SystemRoMedic™ sit-to-stand lifts MiniLift200, MiniLift160 and MiniLift125. It is easy for the caregiver to apply, while giving the user an added sense of security during rising and standing training. ThoraxSling also facilitates toileting. ThoraxSling is available in two models; one which provides support behind the back (ThoraxSling) and one that also gives support under the seat (ThoraxSling, with seat support), and in several materials and sizes. Both models of ThoraxSling are available in a durable and easy to care for polyester. ThoraxSling in polyester is intended for users weighing max 300 kg/ 660 lbs. ThoraxSling is also available in a wipeable material, which can be cleaned using disinfectants, and in a disposable material which is disposed after use instead of being cleaned. This prevents the spread of multi-resistant and other types of contagious bacteria. ThoraxSling, wipeable is intended for users weighing max 205 kg/ 450 lbs and ThoraxSling disposable is intended for users weighing max 200 kg/ 440 lbs. ThoraxSling, with seat support is also available in a disposable material. ThoraxSling, with seat support, disposable is intended for short term use and for users weighing max 200 kg/ 440 lbs.

Art. No.	Product name	Description	Unit
45500003	ThoraxSling	Polyester, X-Small	1 Pce
45500004	ThoraxSling	Polyester, Small	1 Pce
45500006	ThoraxSling	Polyester, Medium	1 Pce
45500007	ThoraxSling	Polyester, Large	1 Pce
45500008	ThoraxSling	Polyester, X-Large	1 Pce
45500009	ThoraxSling	Polyester, XX-Large	1 Pce
45550004	ThoraxSling	Wipeable, Small	1 Pce
45550006	ThoraxSling	Wipeable, Medium	1 Pce
45550007	ThoraxSling	Wipeable, Large	1 Pce
45550008	ThoraxSling	Wipeable, X-Large	1 Pce
45550009	ThoraxSling	Wipeable, XX-Large	1 Pce
45590004	ThoraxSling	Disposable, non-woven, Small	5 Pcs
45590006	ThoraxSling	Disposable, non-woven, Medium	5 Pcs
45590007	ThoraxSling	Disposable, non-woven, Large	5 Pcs
45590008	ThoraxSling	Disposable, non-woven, X-Large	5 Pcs
45600004	ThoraxSling	With seat support, polyester, Small	1 Pce
45600006	ThoraxSling	With seat support, polyester, Medium	1 Pce
45600007	ThoraxSling	With seat support, polyester, Large	1 Pce
45600008	ThoraxSling	With seat support, polyester, X-Large	1 Pce
45690004	ThoraxSling	With seat support, disposable, non-woven, Small	5 Pcs
45690006	ThoraxSling	With seat support, disposable, non-woven, Medium	5 Pcs
45690007	ThoraxSling	With seat support, disposable, non-woven, Large	5 Pcs
45690008	ThoraxSling	With seat support, disposable, non-woven, X-Large	5 Pcs





StandUpSling Padding

### StandUpSling

StandUpSling is a sit-to-stand vest that is easy for the caregiver to apply, while giving the user an added sense of security. It is designed to provide support behind the back during rising with a sit-to-stand lift such as Handicare's SystemRoMedic™ RiseUp600EE, and to facilitate toileting. StandUpSling enables a comfortable sit-to-stand experience, despite reduced function. The user should have a degree of torso stability. StandUpSling is available in several sizes, all for users weighing up to 300 kg/ 660 lbs.

For pressure-sensitive users, StandUpSling Padding is available as an accessory. StandUpSling Padding consists of separate padded cases that give the lift vest an extra layer of soft material and are easy for the caregiver to attach to the StandUpSling.

Art. No.	Product name	Description	Unit
45200004	StandUpSling	Polyester, Small	1 Pce
45200006	StandUpSling	Polyester, Medium	1 Pce
45200007	StandUpSling	Polyester, Large	1 Pce
45200008	StandUpSling	Polyester, X-Large	1 Pce
45200009	StandUpSling	Polyester, XX-Large	1 Pce

#### Accessories

45273306	StandUpSling Padding	Small/ Medium	1 Pce
45273307	StandUpSling Padding	Large/ X-Large	1 Pce



## Lifting slings

Rising / Standing / Walking



### StandingVest

StandingVest is a lift vest that is specially designed for lifting in connection with standing training when the user uses a standing shell. StandingVest provides support in the groin, around the upper body and all the way up behind the head. It is held in place by a leg harness at the groin.

StandingVest is available in different sizes, all for users weighing max 300 kg/ 660 lbs.

Art. No.	Product name	Description	Unit
44503003	StandingVest	Polyester, X-Small	1 Pce
44503004	StandingVest	Polyester, Small	1 Pce
44503006	StandingVest	Polyester, Medium	1 Pce
44503007	StandingVest	Polyester, Large	1 Pce
44503008	StandingVest	Polyester, X-Large	1 Pce



### WalkingVest

WalkingVest is a vest designed for rising and gait training with the help of a stationary or mobile lift. WalkingVest provides support at the groin and is kept in place with a padded leg harness.

WalkingVest is available in different sizes, all for users weighing max 300 kg/ 660 lbs.

Art. No.	Product name	Description	Unit
44200002	WalkingVest	Polyester, XX-Small	1 Pce
44200003	WalkingVest	Polyester, X-Small	1 Pce
44200004	WalkingVest	Polyester, Small	1 Pce
44200006	WalkingVest	Polyester, Medium	1 Pce
44200007	WalkingVest	Polyester, Large	1 Pce
44200008	WalkingVest	Polyester, X-Large	1 Pce
44200009	WalkingVest	Polyester, XX-Large	1 Pce



## Lifting slings

Rising / Standing / Walking



### BariVest

#### For activating extremely large and heavy users

BariVest is a vest that is designed for rising, standing training and gait training with users weighing 180 kg/ 397 lbs or more. It can be used in combination with both mobile and stationary lifts, with a four-point sling bar or with BariTurn. BariVest consists of a back section, a front section and a narrower section in the middle to enable a comfortable fit in the groin. It has two sling bar loops, both front and back, as well as belts at three levels. BariVest is available in different sizes, all for users weighing max 570 kg/ 1250 lbs.

Art. No.	Product name	Description	Unit
47103010	BariVest	Polyester, XXX-Large	1 Pce
47103011	BariVest	Polyester, XXXX-Large	1 Pce

#### Accessories

49692000	BariVest cover	Cover for the middle part of BariVest, disposable, one size	5 Pcs
----------	----------------	---	-------



## Lifting slings

Lift straps



LimbSling



LimbSling,  
disposable

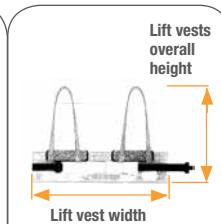
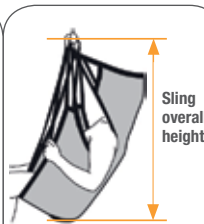
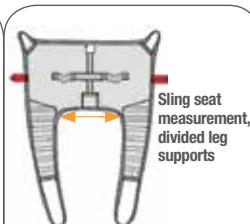
### LimbSling

LimbSling is designed to comfortably and conveniently assist lifting of a user's leg or arm, for example, to gain better access for treatment and dressing sores. LimbSling is very practical for large and heavy users. LimbSling is applied by placing it under the limb to be lifted and connecting the strap loops to the sling bar. LimbSling is available in one size and two different materials.

Art. No.	Product name	Description	Unit
49200006	LimbSling	Polyester, max 300 kg/ 660 lbs	1 Pce
49292000	LimbSling	Disposable, non-woven, max 150 kg/ 330 lbs	5 Pcs



# Size guide for SystemRoMedic™ lifting slings



## Divided leg supports/High back



Art. No.	Product name	Material / Description	SWL	Size	Rec user weight	Sling seat measurement	Sling overall height
40800002	HighBackSling	polyester	300 kg / 660 lbs	XXS	10-25 kg / 22-55 lbs	20 cm / 8"	77 cm / 30"
40800003	HighBackSling	polyester	300 kg / 660 lbs	XS	20-35 kg / 44-77 lbs	25 cm / 10"	85 cm / 33"
40800004	HighBackSling	polyester	300 kg / 660 lbs	S	30-55 kg / 66-122 lbs	35 cm / 14"	91 cm / 36"
40800006	HighBackSling	polyester	300 kg / 660 lbs	M	50-90 kg / 110-198 lbs	45 cm / 18"	94 cm / 37"
40800007	HighBackSling	polyester	300 kg / 660 lbs	L	80-110 kg / 176-242 lbs	56 cm / 22"	98 cm / 39"
40800008	HighBackSling	polyester	300 kg / 660 lbs	XL	110-160 kg / 242-353 lbs	62 cm / 24"	98 cm / 39"
40800009	HighBackSling	polyester	300 kg / 660 lbs	XXL	130-200 kg / 287-441 lbs	70 cm / 28"	102 cm / 40"
40820002	HighBackSling	polyester net	300 kg / 660 lbs	XXS	10-25 kg / 22-55 lbs	20 cm / 8"	77 cm / 30"
40820003	HighBackSling	polyester net	300 kg / 660 lbs	XS	20-35 kg / 44-77 lbs	25 cm / 10"	85 cm / 33"
40820004	HighBackSling	polyester net	300 kg / 660 lbs	S	30-55 kg / 66-122 lbs	35 cm / 14"	91 cm / 36"
40820006	HighBackSling	polyester net	300 kg / 660 lbs	M	50-90 kg / 110-198 lbs	45 cm / 18"	94 cm / 37"
40820007	HighBackSling	polyester net	300 kg / 660 lbs	L	80-110 kg / 176-242 lbs	56 cm / 22"	98 cm / 39"
40820008	HighBackSling	polyester net	300 kg / 660 lbs	XL	110-160 kg / 242-353 lbs	62 cm / 24"	98 cm / 39"
40820009	HighBackSling	polyester net	300 kg / 660 lbs	XXL	130-200 kg / 287-441 lbs	70 cm / 28"	102 cm / 40"
40822002	HighBackSling	polyester net, <i>not reinf.</i>	300 kg / 660 lbs	XXS	10-25 kg / 22-55 lbs	20 cm / 8"	77 cm / 30"
40822003	HighBackSling	polyester net, <i>not reinf.</i>	300 kg / 660 lbs	XS	20-35 kg / 44-77 lbs	25 cm / 10"	85 cm / 33"
40822004	HighBackSling	polyester net, <i>not reinf.</i>	300 kg / 660 lbs	S	30-55 kg / 66-122 lbs	35 cm / 14"	91 cm / 36"
40822006	HighBackSling	polyester net, <i>not reinf.</i>	300 kg / 660 lbs	M	50-90 kg / 110-198 lbs	45 cm / 18"	94 cm / 37"
40822007	HighBackSling	polyester net, <i>not reinf.</i>	300 kg / 660 lbs	L	80-110 kg / 176-243 lbs	56 cm / 22"	98 cm / 39"
40822008	HighBackSling	polyester net, <i>not reinf.</i>	300 kg / 660 lbs	XL	110-160 kg / 242-353 lbs	62 cm / 24"	98 cm / 39"
40822009	HighBackSling	polyester net, <i>not reinf.</i>	300 kg / 660 lbs	XXL	130-200 kg / 287-441 lbs	70 cm / 28"	102 cm / 40"
40852002	HighBackSling	plastic net	300 kg / 660 lbs	XXS	10-25 kg / 22-55 lbs	20 cm / 8"	77 cm / 30"
40852003	HighBackSling	plastic net	300 kg / 660 lbs	XS	20-35 kg / 44-77 lbs	25 cm / 10"	85 cm / 33"
40852004	HighBackSling	plastic net	300 kg / 660 lbs	S	30-55 kg / 66-122 lbs	35 cm / 14"	91 cm / 36"
40852006	HighBackSling	plastic net	300 kg / 660 lbs	M	50-90 kg / 110-198 lbs	45 cm / 18"	94 cm / 37"
40852007	HighBackSling	plastic net	300 kg / 660 lbs	L	80-110 kg / 176-242 lbs	56 cm / 22"	98 cm / 39"
40852008	HighBackSling	plastic net	300 kg / 660 lbs	XL	110-160 kg / 242-353 lbs	62 cm / 24"	98 cm / 39"
40852009	HighBackSling	plastic net	300 kg / 660 lbs	XXL	130-200 kg / 287-441 lbs	70 cm / 28"	102 cm / 40"
40892004	HighBackSling	disposable, <i>non-woven</i>	200 kg / 440 lbs	S	30-55 kg / 66-122 lbs	35 cm / 14"	91 cm / 36"
40892006	HighBackSling	disposable, <i>non-woven</i>	200 kg / 440 lbs	M	50-90 kg / 110-198 lbs	45 cm / 18"	94 cm / 37"
40892007	HighBackSling	disposable, <i>non-woven</i>	200 kg / 440 lbs	L	80-110 kg / 176-242 lbs	56 cm / 22"	98 cm / 39"
40892008	HighBackSling	disposable, <i>non-woven</i>	200 kg / 440 lbs	XL	110-160 kg / 242-353 lbs	62 cm / 24"	98 cm / 39"
40892009	HighBackSling	disposable, <i>non-woven</i>	300 kg / 660 lbs	XXL	150-250 kg / 330-551 lbs	70 cm / 28"	102 cm / 40"
40700002	ShellHBSling	polyester	300 kg / 660 lbs	XXS	10-30 kg / 22-66 lbs	17 cm / 7"	80 cm / 31"
40700003	ShellHBSling	polyester	300 kg / 660 lbs	XS	20-35 kg / 44-77 lbs	25 cm / 10"	85 cm / 33"
40700004	ShellHBSling	polyester	300 kg / 660 lbs	S	30-55 kg / 66-122 lbs	35 cm / 14"	94 cm / 37"
40700006	ShellHBSling	polyester	300 kg / 660 lbs	M	50-90 kg / 110-198 lbs	40 cm / 16"	97 cm / 38"
40700007	ShellHBSling	polyester	300 kg / 660 lbs	L	80-120 kg / 176-265 lbs	45 cm / 18"	98 cm / 39"
40700008	ShellHBSling	polyester	300 kg / 660 lbs	XL	110-160 kg / 242-353 lbs	55 cm / 22"	100 cm / 39"
40700009	ShellHBSling	polyester	300 kg / 660 lbs	XXL	150-210 kg / 331-463 lbs	65 cm / 26"	100 cm / 39"
42520002	FlexibleSling	polyester net	300 kg / 660 lbs	XXS	10-30 kg / 22-66 lbs	20 cm / 8"	75 cm / 30"
42520003	FlexibleSling	polyester net	300 kg / 660 lbs	XS	20-35 kg / 44-77 lbs	25 cm / 10"	81 cm / 32"
42520004	FlexibleSling	polyester net	300 kg / 660 lbs	S	25-55 kg / 55-121 lbs	35 cm / 14"	90 cm / 35"
42520006	FlexibleSling	polyester net	300 kg / 660 lbs	M	50-75 kg / 110-165 lbs	45 cm / 18"	102 cm / 40"
42520007	FlexibleSling	polyester net	300 kg / 660 lbs	L	70-110 kg / 154-242 lbs	55 cm / 22"	102 cm / 40"
42520008	FlexibleSling	polyester net	300 kg / 660 lbs	XL	100-130 kg / 220-287 lbs	65 cm / 26"	104 cm / 41"
42522002	FlexibleSling	polyester net, <i>not reinf.</i>	300 kg / 660 lbs	XXS	10-30 kg / 22-66 lbs	20 cm / 8"	75 cm / 30"
42522003	FlexibleSling	polyester net, <i>not reinf.</i>	300 kg / 660 lbs	XS	20-35 kg / 44-77 lbs	25 cm / 10"	81 cm / 32"
42522004	FlexibleSling	polyester net, <i>not reinf.</i>	300 kg / 660 lbs	S	25-55 kg / 55-121 lbs	35 cm / 14"	90 cm / 35"
42522006	FlexibleSling	polyester net, <i>not reinf.</i>	300 kg / 660 lbs	M	50-75 kg / 110-165 lbs	45 cm / 18"	102 cm / 40"
42522007	FlexibleSling	polyester net, <i>not reinf.</i>	300 kg / 660 lbs	L	70-110 kg / 154-242 lbs	55 cm / 22"	102 cm / 40"
42522008	FlexibleSling	polyester net, <i>not reinf.</i>	300 kg / 660 lbs	XL	100-130 kg / 220-287 lbs	65 cm / 26"	104 cm / 41"
42800004	AmpHBSling	polyester	300 kg / 660 lbs	S	35-60 kg / 77-132 lbs	37 cm / 15"	90 cm / 35"
42800006	AmpHBSling	polyester	300 kg / 660 lbs	M	50-80 kg / 110-176 lbs	45 cm / 18"	97 cm / 38"
42800007	AmpHBSling	polyester	300 kg / 660 lbs	L	70-110 kg / 154-242 lbs	50 cm / 20"	100 cm / 39"
42800008	AmpHBSling	polyester	300 kg / 660 lbs	XL	100-130 kg / 220-286 lbs	60 cm / 24"	100 cm / 39"





**Divided leg supports/Shoulder-high back**



Art. No.	Product name	Material / Description	SWL	Size	Rec user weight	Sling seat measurement	Sling overall height
40500002	BasicSling	polyester	300 kg / 660 lbs	XXS	10-25 kg / 22-55 lbs	21 cm / 8"	63 cm / 25"
40500003	BasicSling	polyester	300 kg / 660 lbs	XS	20-35 kg / 44-77 lbs	27 cm / 11"	65 cm / 26"
40500004	BasicSling	polyester	300 kg / 660 lbs	S	35-55 kg / 77-121 lbs	37 cm / 15"	77 cm / 30"
40500006	BasicSling	polyester	300 kg / 660 lbs	M	45-80 kg / 99-176 lbs	50 cm / 20"	89 cm / 35"
40500007	BasicSling	polyester	300 kg / 660 lbs	L	75-110 kg / 165-242 lbs	60 cm / 24"	95 cm / 37"
40500008	BasicSling	polyester	300 kg / 660 lbs	XL	100-150 kg / 220-330 lbs	65 cm / 26"	98 cm / 39"
40500009	BasicSling	polyester	300 kg / 660 lbs	XXL	140-200 kg / 309-441 lbs	75 cm / 30"	98 cm / 39"
40520002	BasicSling	polyester net	300 kg / 660 lbs	XXS	10-25 kg / 22-55 lbs	21 cm / 8"	63 cm / 25"
40520003	BasicSling	polyester net	300 kg / 660 lbs	XS	20-35 kg / 44-77 lbs	27 cm / 11"	65 cm / 26"
40520004	BasicSling	polyester net	300 kg / 660 lbs	S	35-55 kg / 77-121 lbs	37 cm / 15"	77 cm / 30"
40520006	BasicSling	polyester net	300 kg / 660 lbs	M	45-80 kg / 99-176 lbs	50 cm / 20"	89 cm / 35"
40520007	BasicSling	polyester net	300 kg / 660 lbs	L	75-110 kg / 165-242 lbs	60 cm / 24"	95 cm / 37"
40520008	BasicSling	polyester net	300 kg / 660 lbs	XL	100-150 kg / 220-330 lbs	65 cm / 26"	98 cm / 39"
40520009	BasicSling	polyester net	300 kg / 660 lbs	XXL	140-200 kg / 309-441 lbs	75 cm / 30"	98 cm / 39"
40522002	BasicSling	polyester net, <i>not reinf.</i>	300 kg / 660 lbs	XXS	10-25 kg / 22-55 lbs	21 cm / 8"	63 cm / 25"
40522003	BasicSling	polyester net, <i>not reinf.</i>	300 kg / 660 lbs	XS	20-35 kg / 44-77 lbs	27 cm / 11"	65 cm / 26"
40522004	BasicSling	polyester net, <i>not reinf.</i>	300 kg / 660 lbs	S	35-55 kg / 77-121 lbs	37 cm / 15"	77 cm / 30"
40522006	BasicSling	polyester net, <i>not reinf.</i>	300 kg / 660 lbs	M	45-80 kg / 99-176 lbs	50 cm / 20"	89 cm / 35"
40522007	BasicSling	polyester net, <i>not reinf.</i>	300 kg / 660 lbs	L	75-110 kg / 165-242 lbs	60 cm / 24"	95 cm / 37"
40522008	BasicSling	polyester net, <i>not reinf.</i>	300 kg / 660 lbs	XL	100-150 kg / 220-330 lbs	65 cm / 26"	98 cm / 39"
40522009	BasicSling	polyester net, <i>not reinf.</i>	300 kg / 660 lbs	XXL	140-200 kg / 309-441 lbs	75 cm / 30"	98 cm / 39"
40552002	BasicSling	plastic net	300 kg / 660 lbs	XXS	10-25 kg / 22-55 lbs	21 cm / 8"	63 cm / 25"
40552003	BasicSling	plastic net	300 kg / 660 lbs	XS	20-35 kg / 44-77 lbs	27 cm / 11"	65 cm / 26"
40552004	BasicSling	plastic net	300 kg / 660 lbs	S	35-55 kg / 77-121 lbs	37 cm / 15"	77 cm / 30"
40552006	BasicSling	plastic net	300 kg / 660 lbs	M	45-80 kg / 99-176 lbs	50 cm / 20"	89 cm / 35"
40552007	BasicSling	plastic net	300 kg / 660 lbs	L	75-110 kg / 165-242 lbs	60 cm / 24"	95 cm / 37"
40552008	BasicSling	plastic net	300 kg / 660 lbs	XL	100-150 kg / 220-330 lbs	65 cm / 26"	98 cm / 39"
40552009	BasicSling	plastic net	300 kg / 660 lbs	XXL	140-200 kg / 309-441 lbs	75 cm / 30"	98 cm / 39"
42700003	AmpSling	polyester	300 kg / 660 lbs	XS	20-40 kg / 44-88 lbs	27 cm / 11"	85 cm / 33"
42700004	AmpSling	polyester	300 kg / 660 lbs	S	35-60 kg / 77-133 lbs	37 cm / 15"	90 cm / 35"
42700006	AmpSling	polyester	300 kg / 660 lbs	M	50-80 kg / 110-176 lbs	45 cm / 18"	97 cm / 38"
42700007	AmpSling	polyester	300 kg / 660 lbs	L	70-110 kg / 154-242 lbs	50 cm / 20"	100 cm / 39"
42700008	AmpSling	polyester	300 kg / 660 lbs	XL	100-130 kg / 220-287 lbs	60 cm / 24"	100 cm / 39"
42700009	AmpSling	polyester	300 kg / 660 lbs	XXL	120-180 kg / 265-397 lbs	70 cm / 28"	100 cm / 39"
42720003	AmpSling	polyester net	300 kg / 660 lbs	XS	20-40 kg / 44-88 lbs	27 cm / 11"	85 cm / 33"
42720004	AmpSling	polyester net	300 kg / 660 lbs	S	35-60 kg / 77-133 lbs	37 cm / 15"	90 cm / 35"
42720006	AmpSling	polyester net	300 kg / 660 lbs	M	50-80 kg / 110-176 lbs	45 cm / 18"	97 cm / 38"
42720007	AmpSling	polyester net	300 kg / 660 lbs	L	70-110 kg / 154-242 lbs	50 cm / 20"	100 cm / 39"
42720008	AmpSling	polyester net	300 kg / 660 lbs	XL	100-130 kg / 220-287 lbs	60 cm / 24"	100 cm / 39"
42720009	AmpSling	polyester net	300 kg / 660 lbs	XXL	120-180 kg / 265-397 lbs	70 cm / 28"	100 cm / 39"



**Divided leg supports/Low back**



Art. No.	Product name	Material	SWL	Size	Rec user weight	Sling seat measurement	Sling overall height
40200002	LowBackSling	polyester	300 kg / 660 lbs	XXS	10-25 kg / 22-55 lbs	21 cm / 8"	60 cm / 24"
40200003	LowBackSling	polyester	300 kg / 660 lbs	XS	20-35 kg / 44-77 lbs	27 cm / 11"	60 cm / 24"
40200004	LowBackSling	polyester	300 kg / 660 lbs	S	30-50 kg / 66-110 lbs	37 cm / 15"	77 cm / 30"
40200006	LowBackSling	polyester	300 kg / 660 lbs	M	45-80 kg / 99-176 lbs	47 cm / 18"	85 cm / 33"
40200007	LowBackSling	polyester	300 kg / 660 lbs	L	75-110 kg / 165-242 lbs	57 cm / 22"	90 cm / 35"
40200008	LowBackSling	polyester	300 kg / 660 lbs	XL	100-140 kg / 220-309 lbs	67 cm / 26"	92 cm / 36"
40200009	LowBackSling	polyester	300 kg / 660 lbs	XXL	130-190 kg / 287-419 lbs	77 cm / 30"	92 cm / 36"
40220002	LowBackSling	polyester net	300 kg / 660 lbs	XXS	10-25 kg / 22-55 lbs	21 cm / 8"	60 cm / 24"
40220003	LowBackSling	polyester net	300 kg / 660 lbs	XS	20-35 kg / 44-77 lbs	27 cm / 11"	60 cm / 24"
40220004	LowBackSling	polyester net	300 kg / 660 lbs	S	30-50 kg / 66-110 lbs	37 cm / 15"	77 cm / 30"
40220006	LowBackSling	polyester net	300 kg / 660 lbs	M	45-80 kg / 99-176 lbs	47 cm / 18"	85 cm / 33"
40220007	LowBackSling	polyester net	300 kg / 660 lbs	L	75-110 kg / 165-242 lbs	57 cm / 22"	90 cm / 35"
40220008	LowBackSling	polyester net	300 kg / 660 lbs	XL	100-140 kg / 220-309 lbs	67 cm / 26"	92 cm / 36"
40220009	LowBackSling	polyester net	300 kg / 660 lbs	XXL	130-190 kg / 287-419 lbs	77 cm / 30"	92 cm / 36"
40252002	LowBackSling	plastic net	300 kg / 660 lbs	XXS	10-25 kg / 22-55 lbs	21 cm / 8"	60 cm / 24"
40252003	LowBackSling	plastic net	300 kg / 660 lbs	XS	20-35 kg / 44-77 lbs	27 cm / 11"	60 cm / 24"
40252004	LowBackSling	plastic net	300 kg / 660 lbs	S	30-50 kg / 66-110 lbs	37 cm / 15"	77 cm / 30"
40252006	LowBackSling	plastic net	300 kg / 660 lbs	M	45-80 kg / 99-176 lbs	47 cm / 18"	85 cm / 33"
40252007	LowBackSling	plastic net	300 kg / 660 lbs	L	75-110 kg / 165-242 lbs	57 cm / 22"	90 cm / 35"
40252008	LowBackSling	plastic net	300 kg / 660 lbs	XL	100-140 kg / 220-309 lbs	67 cm / 26"	92 cm / 36"
40252009	LowBackSling	plastic net	300 kg / 660 lbs	XXL	130-190 kg / 287-419 lbs	77 cm / 30"	92 cm / 36"

**PLEASE NOTE!**

To determine the most appropriate model, size and material for the individual user, trial fitting of lifting slings is always essential. The size guide's measurements and recommendations are only intended as an aid to selecting lifting slings. The lifting sling's seat width gives an indication of how wide the user's hips (trochanter width) can be. The user's trochanter width must be within +/- 10 cm/3.9" of the lifting sling's seat width. The lift vest's width gives an indication of the girth of the user's trunk. The user's trunk girth must be within +/- 10 cm/3.9" of the lift vest's width.

The lifting sling is too large if the user's seat slides out too far at the lower opening, or if the leg supports slide forward towards the hollows of the user's knees.  
The lifting sling is too small if the user's face is too close to the slingbar, if the leg supports chafe at the groin, or if the sling appears to be too tight or feels too tight.

**Undivided leg supports/High and shoulder-high back**



Art. No.	Product name	Material	SWL	Size	Rec user weight	Sling seat measurement	Sling overall height
42521003	FlexibleSling, undivided	polyester net	300 kg / 660 lbs	XS	20-40 kg / 44-88 lbs	75 cm / 30"	80 cm / 31"
42521004	FlexibleSling, undivided	polyester net	300 kg / 660 lbs	S	30-70 kg / 66-154 lbs	85 cm / 33"	85 cm / 33"
42521006	FlexibleSling, undivided	polyester net	300 kg / 660 lbs	M	60-90 kg / 132-198 lbs	94 cm / 37"	93 cm / 37"
42521007	FlexibleSling, undivided	polyester net	300 kg / 660 lbs	L	80-130 kg / 176-287 lbs	105 cm / 41"	96 cm / 38"
42521008	FlexibleSling, undivided	polyester net	300 kg / 660 lbs	XL	110-180 kg / 242-397 lbs	115 cm / 45"	98 cm / 39"
41522003	ClassicHBSling	polyester net	300 kg / 660 lbs	XS	20-40 kg / 44-88 lbs	30 cm / 12"	95 cm / 37"
41522004	ClassicHBSling	polyester net	300 kg / 660 lbs	S	30-60 kg / 66-132 lbs	40 cm / 16"	98 cm / 39"
41522006	ClassicHBSling	polyester net	300 kg / 660 lbs	M	55-85 kg / 121-187 lbs	48 cm / 19"	106 cm / 42"
41522007	ClassicHBSling	polyester net	300 kg / 660 lbs	L	80-120 kg / 176-265 lbs	65 cm / 26"	110 cm / 43"
41522008	ClassicHBSling	polyester net	300 kg / 660 lbs	XL	110-140 kg / 242-309 lbs	80 cm / 31"	115 cm / 45"
41222003	ClassicSling	polyester net	300 kg / 660 lbs	XS	20-40 kg / 44-88 lbs	30 cm / 12"	80 cm / 31"
41222004	ClassicSling	polyester net	300 kg / 660 lbs	S	30-60 kg / 66-132 lbs	38 cm / 15"	90 cm / 35"
41222006	ClassicSling	polyester net	300 kg / 660 lbs	M	55-85 kg / 121-187 lbs	46 cm / 18"	95 cm / 37"
41222007	ClassicSling	polyester net	300 kg / 660 lbs	L	80-120 kg / 176-265 lbs	63 cm / 25"	98 cm / 38"
41222008	ClassicSling	polyester net	300 kg / 660 lbs	XL	110-140 kg / 242-309 lbs	80 cm / 31"	100 cm / 39"
47001010	BariSling	polyester	570 kg / 1250 lbs	XXXL	200-350 kg / 441-771 lbs	-	-
47001011	BariSling	polyester	570 kg / 1250 lbs	XXXXL	250-570 kg / 551-1257 lbs	-	-
47091010	BariSling	disposable, non-woven	450 kg / 1000 lbs	XXXL	200-450 kg / 441-1000 lbs	-	-

**To and from toilet/ High and shoulder-high back**



Art. No.	Product name	Material	SWL	Size	Rec user weight	Sling seat measurement	Sling overall height
43704002	HygieneHBSling	polyester	300 kg / 660 lbs	XXS	10-30 kg / 22-66 lbs	25 cm / 10"	92 cm / 36"
43704003	HygieneHBSling	polyester	300 kg / 660 lbs	XS	25-45 kg / 55-99 lbs	28 cm / 11"	92 cm / 36"
43704004	HygieneHBSling	polyester	300 kg / 660 lbs	S	40-60 kg / 88-132 lbs	30 cm / 12"	96 cm / 38"
43704006	HygieneHBSling	polyester	300 kg / 660 lbs	M	55-80 kg / 121-176 lbs	35 cm / 14"	102 cm / 40"
43704007	HygieneHBSling	polyester	300 kg / 660 lbs	L	75-110 kg / 165-242 lbs	41 cm / 16"	102 cm / 40"
43704008	HygieneHBSling	polyester	300 kg / 660 lbs	XL	90-130 kg / 198-287 lbs	46 cm / 18"	104 cm / 41"
43704009	HygieneHBSling	polyester	300 kg / 660 lbs	XXL	120-170 kg / 265-376 lbs	60 cm / 24"	104 cm / 41"
42521403	FlexibleSling, undivided*	polyester net	300 kg / 660 lbs	XS	20-40 kg / 44-88 lbs	75 cm / 30"	80 cm / 31"
42521404	FlexibleSling, undivided*	polyester net	300 kg / 660 lbs	S	30-70 kg / 66-154 lbs	85 cm / 33"	85 cm / 33"
42521406	FlexibleSling, undivided*	polyester net	300 kg / 660 lbs	M	60-90 kg / 132-198 lbs	94 cm / 37"	93 cm / 37"
42521407	FlexibleSling, undivided*	polyester net	300 kg / 660 lbs	L	80-130 kg / 176-287 lbs	105 cm / 41"	96 cm / 38"
42521408	FlexibleSling, undivided*	polyester net	300 kg / 660 lbs	XL	110-180 kg / 242-397 lbs	115 cm / 45"	98 cm / 38"
41221404	ClassicSling*	polyester net	300 kg / 660 lbs	S	30-60 kg / 66-132 lbs	38 cm / 15"	90 cm / 35"
41221406	ClassicSling*	polyester net	300 kg / 660 lbs	M	55-85 kg / 121-187 lbs	46 cm / 18"	95 cm / 37"
41221407	ClassicSling*	polyester net	300 kg / 660 lbs	L	80-120 kg / 132-198 lbs	63 cm / 25"	98 cm / 38"

\*) with commode opening

**To and from toilet/Low back**



Art. No.	Product name	Material / Description	SWL	Size	Rec user weight	Sling seat measurement	Sling overall height
43504002	HygieneSling	polyester, with belt	300 kg / 660 lbs	XXS	10-30 kg / 22-66 lbs	25 cm / 10"	50 cm / 20"
43504003	HygieneSling	polyester, with belt	300 kg / 660 lbs	XS	25-45 kg / 55-99 lbs	35 cm / 14"	65 cm / 26"
43504004	HygieneSling	polyester, with belt	300 kg / 660 lbs	S	40-60 kg / 88-132 lbs	48 cm / 19"	75 cm / 30"
43504006	HygieneSling	polyester, with belt	300 kg / 660 lbs	M	55-85 kg / 121-187 lbs	55 cm / 22"	87 cm / 35"
43504007	HygieneSling	polyester, with belt	300 kg / 660 lbs	L	75-100 kg / 165-220 lbs	60 cm / 24"	93 cm / 37"
43504008	HygieneSling	polyester, with belt	300 kg / 660 lbs	XL	90-130 kg / 198-287 lbs	80 cm / 31"	95 cm / 37"
43504009	HygieneSling	polyester, with belt	300 kg / 660 lbs	XXL	120-170 kg / 265-376 lbs	90 cm / 35"	95 cm / 37"
43604002	HygieneSling	polyester, without belt	300 kg / 660 lbs	XXS	10-30 kg / 22-66 lbs	25 cm / 10"	50 cm / 20"
43604003	HygieneSling	polyester, without belt	300 kg / 660 lbs	XS	25-45 kg / 55-99 lbs	35 cm / 14"	65 cm / 26"
43604004	HygieneSling	polyester, without belt	300 kg / 660 lbs	S	40-60 kg / 88-132 lbs	48 cm / 19"	75 cm / 30"
43604006	HygieneSling	polyester, without belt	300 kg / 660 lbs	M	55-85 kg / 121-187 lbs	55 cm / 22"	87 cm / 35"
43604007	HygieneSling	polyester, without belt	300 kg / 660 lbs	L	75-100 kg / 165-220 lbs	60 cm / 24"	93 cm / 37"
43604008	HygieneSling	polyester, without belt	300 kg / 660 lbs	XL	90-130 kg / 198-287 lbs	80 cm / 31"	95 cm / 37"
43604009	HygieneSling	polyester, without belt	300 kg / 660 lbs	XXL	120-170 kg / 265-376 lbs	90 cm / 35"	95 cm / 37"
43904003	HygieneSling	polyester, extra back support	300 kg / 660 lbs	XS	25-45 kg / 55-99 lbs	35 cm / 14"	65 cm / 26"
43904004	HygieneSling	polyester, extra back support	300 kg / 660 lbs	S	40-60 kg / 88-132 lbs	48 cm / 19"	75 cm / 30"
43904006	HygieneSling	polyester, extra back support	300 kg / 660 lbs	M	55-85 kg / 121-187 lbs	55 cm / 22"	87 cm / 35"
43904007	HygieneSling	polyester, extra back support	300 kg / 660 lbs	L	75-100 kg / 165-220 lbs	60 cm / 24"	93 cm / 37"
43904008	HygieneSling	polyester, extra back support	300 kg / 660 lbs	XL	90-130 kg / 198-287 lbs	80 cm / 31"	95 cm / 37"
43804002	HygieneLBSling	polyester	300 kg / 660 lbs	XXS	10-30 kg / 22-66 lbs	25 cm / 10"	92 cm / 36"
43804003	HygieneLBSling	polyester	300 kg / 660 lbs	XS	25-45 kg / 55-99 lbs	28 cm / 11"	92 cm / 36"
43804004	HygieneLBSling	polyester	300 kg / 660 lbs	S	40-60 kg / 88-132 lbs	30 cm / 12"	96 cm / 38"
43804006	HygieneLBSling	polyester	300 kg / 660 lbs	M	55-80 kg / 121-176 lbs	35 cm / 14"	102 cm / 40"
43804007	HygieneLBSling	polyester	300 kg / 660 lbs	L	75-110 kg / 165-242 lbs	41 cm / 16"	102 cm / 40"
43804008	HygieneLBSling	polyester	300 kg / 660 lbs	XL	90-130 kg / 198-287 lbs	46 cm / 18"	104 cm / 41"
43804009	HygieneLBSling	polyester	300 kg / 660 lbs	XXL	120-170 kg / 265-376 lbs	60 cm / 24"	104 cm / 41"

**Horizontal lifting/Turning**



Art. No.	Product name	Material / Description	SWL	Size	Rec user weight	Lenght	Width
46502007	StretcherSling	polyester	300 kg / 660 lbs	one size	50-200 kg / 110-441 lbs	180 cm / 71"	86 cm / 34"
46592007	StretcherSling	disposable, non-woven	300 kg / 660 lbs	one size	50-200 kg / 110-441 lbs	180 cm / 71"	86 cm / 34"
47522007	SafeHandlingSheet	polyester net	300 kg / 660 lbs	L	50-300 kg / 110-661 lbs	240 cm / 94"	115 cm / 45"
47542007	SafeHandlingSheet	pol.net/WL4W	300 kg / 660 lbs	L	50-300 kg / 110-661 lbs	240 cm / 94"	115 cm / 45"
47502008	SafeHandlingSheet	polyester	400 kg / 900 lbs	XL	50-400 kg / 110-881 lbs	240 cm / 94"	115 cm / 45"
47502009	SafeHandlingSheet	polyester, reinf.	570 kg / 1250 lbs	XXL	50-570 kg / 110-1257 lbs	240 cm / 94"	130 cm / 51"
47512006	SafeHandlingSheet	disposable, cotton	300 kg / 660 lbs	M	50-300 kg / 110-661 lbs	175 cm / 69"	112 cm / 44"
47512007	SafeHandlingSheet	disposable, cotton	300 kg / 660 lbs	L	50-300 kg / 110-661 lbs	220 cm / 87"	135 cm / 53"
47512008	SafeHandlingSheet	disposable, cotton	400 kg / 900 lbs	XL	50-300 kg / 110-661 lbs	220 cm / 87"	135 cm / 53"
47512009	SafeHandlingSheet	disposable, cotton	570 kg / 1250 lbs	XXL	50-300 kg / 110-661 lbs	220 cm / 87"	160 cm / 63"
49592000	TurningSling, two loops	disposable, non-woven	250 kg / 550 lbs	one size	50-250 kg / 110-551 lbs	-	-
49592005	TurningSling, one loop	disposable, non-woven	250 kg / 550 lbs	one size	50-250 kg / 110-551 lbs	-	-

**Rising/Standing with MiniLift**



Art. No.	Product name	Material / Description	SWL	Size	Rec user weight	Lift vest width
45500003	ThoraxSling	polyester	300 kg / 660 lbs	XS	20-50 kg / 44-110 lbs	85 cm / 33"
45500004	ThoraxSling	polyester	300 kg / 660 lbs	S	30-60 kg / 66-132 lbs	94 cm / 37"
45500006	ThoraxSling	polyester	300 kg / 660 lbs	M	50-80 kg / 110-176 lbs	104 cm / 41"
45500007	ThoraxSling	polyester	300 kg / 660 lbs	L	70-110 kg / 154-242 lbs	124 cm / 49"
45500008	ThoraxSling	polyester	300 kg / 660 lbs	XL	100-150 kg / 220-330 lbs	146 cm / 57"
45500009	ThoraxSling	polyester	300 kg / 660 lbs	XXL	140-200 kg / 309-441 lbs	170 cm / 67"
45550004	ThoraxSling	wipeable	205 kg / 450 lbs	S	30-60 kg / 66-132 lbs	94 cm / 37"
45550006	ThoraxSling	wipeable	205 kg / 450 lbs	M	50-80 kg / 110-176 lbs	104 cm / 41"
45550007	ThoraxSling	wipeable	205 kg / 450 lbs	L	70-110 kg / 154-242 lbs	124 cm / 49"
45550008	ThoraxSling	wipeable	205 kg / 450 lbs	XL	100-150 kg / 220-330 lbs	146 cm / 57"
45550009	ThoraxSling	wipeable	205 kg / 450 lbs	XXL	140-200 kg / 309-441 lbs	170 cm / 67"
45590004	ThoraxSling	disposable, non-woven	200 kg / 440 lbs	S	30-60 kg / 66-132 lbs	94 cm / 37"
45590006	ThoraxSling	disposable, non-woven	200 kg / 440 lbs	M	50-80 kg / 110-176 lbs	104 cm / 41"
45590007	ThoraxSling	disposable, non-woven	200 kg / 440 lbs	L	70-110 kg / 154-242 lbs	124 cm / 49"
45590008	ThoraxSling	disposable, non-woven	200 kg / 440 lbs	XL	100-150 kg / 220-330 lbs	146 cm / 57"
45600004	ThoraxSling	polyester, with seat support	300 kg / 660 lbs	S	30-60 kg / 66-132 lbs	94 cm / 37"
45600006	ThoraxSling	polyester, with seat support	300 kg / 660 lbs	M	50-80 kg / 110-176 lbs	104 cm / 41"
45600007	ThoraxSling	polyester, with seat support	300 kg / 660 lbs	L	70-110 kg / 154-242 lbs	124 cm / 49"
45600008	ThoraxSling	polyester, with seat support	300 kg / 660 lbs	XL	100-150 kg / 220-330 lbs	146 cm / 57"
45690004	ThoraxSling	disposable, non-woven, with seat support	200 kg / 440 lbs	S	30-60 kg / 66-132 lbs	94 cm / 37"
45690006	ThoraxSling	disposable, non-woven, with seat support	200 kg / 440 lbs	M	50-80 kg / 110-176 lbs	104 cm / 41"
45690007	ThoraxSling	disposable, non-woven, with seat support	200 kg / 440 lbs	L	70-110 kg / 154-242 lbs	124 cm / 49"
45690008	ThoraxSling	disposable, non-woven, with seat support	200 kg / 440 lbs	XL	100-150 kg / 220-330 lbs	146 cm / 57"

**Rising/Standing with RiseUp600EE**



Art. No.	Product name	Material	SWL	Size	Rec user weight	Lift vest width
45200004	StandUpSling	polyester	300 kg / 660 lbs	S	40-65 kg / 88-143 lbs	109 cm / 43"
45200006	StandUpSling	polyester	300 kg / 660 lbs	M	55-80 kg / 121-176 lbs	121 cm / 48"
45200007	StandUpSling	polyester	300 kg / 660 lbs	L	75-110 kg / 165-242 lbs	122 cm / 48"
45200008	StandUpSling	polyester	300 kg / 660 lbs	XL	100-160 kg / 220-353 lbs	136 cm / 54"
45200009	StandUpSling	polyester	300 kg / 660 lbs	XXL	150-220 kg / 331-485 lbs	166 cm / 65"

**Standing/Walking**



Art. No.	Product name	Material	SWL	Size	Rec user weight	Lift vest width	Lift vest overall height
44503003	StandingVest	polyester	300 kg / 660 lbs	XS	15-40 kg / 33-88 lbs	82 cm / 32"	68 cm / 27"
44503004	StandingVest	polyester	300 kg / 660 lbs	S	20-50 kg / 44-110 lbs	96 cm / 38"	73 cm / 29"
44503006	StandingVest	polyester	300 kg / 660 lbs	M	40-60 kg / 88-132 lbs	110 cm / 43"	73 cm / 29"
44503007	StandingVest	polyester	300 kg / 660 lbs	L	50-80 kg / 110-176 lbs	122 cm / 48"	73 cm / 29"
44503008	StandingVest	polyester	300 kg / 660 lbs	XL	70-100 kg / 154-220 lbs	130 cm / 51"	73 cm / 29"
44200002	WalkingVest	polyester	300 kg / 660 lbs	XXS	15-40 kg / 33-88 lbs	60 cm / 24"	67 cm / 26"
44200003	WalkingVest	polyester	300 kg / 660 lbs	XS	25-50 kg / 55-110 lbs	70 cm / 28"	68 cm / 27"
44200004	WalkingVest	polyester	300 kg / 660 lbs	S	40-60 kg / 88-132 lbs	82 cm / 32"	68 cm / 27"
44200006	WalkingVest	polyester	300 kg / 660 lbs	M	55-80 kg / 121-176 lbs	96 cm / 38"	73 cm / 29"
44200007	WalkingVest	polyester	300 kg / 660 lbs	L	75-100 kg / 165-220 lbs	110 cm / 43"	73 cm / 29"
44200008	WalkingVest	polyester	300 kg / 660 lbs	XL	90-110 kg / 198-242 lbs	122 cm / 48"	73 cm / 29"
44200009	WalkingVest	polyester	300 kg / 660 lbs	XXL	100-130 kg / 220-287 lbs	142 cm / 56"	75 cm / 30"
47103010	BariVest	polyester	570 kg / 1250 lbs	XXXL	180-300 kg / 397-661 lbs	190-280 cm / 75-110"	-
47103011	BariVest	polyester	570 kg / 1250 lbs	XXXXL	250-570 kg / 551-1257 lbs	230-310 cm / 91-122"	-

## Lifting slings

### Accessories



#### AdjustmentLoop

AdjustmentLoop is an extension strap, mainly used to extend the sling's lift straps to the desired length; e.g., to enable a more recumbent position or a more upright seated position, or to achieve better balance, for example, for users with hemiplegia. AdjustmentLoop is available in two lengths, both for max 300 kg/ 660 lbs.

Art. No.	Product name	Description	Unit
49182006	AdjustmentLoop	18 cm/ 7.1", provides an extension of about 12 cm/ 4.7"	1 Pair
49182007	AdjustmentLoop	28 cm/ 11", provides an extension of about 22 cm/ 8.7"	1 Pair



#### HeadSupport

HeadSupport is an accessory for lifting slings without head support. HeadSupport is placed around the user's head and then connected to the sling bar hooks to provide extra support for the head. HeadSupport has three alternative loops on both sides to enable choice of the most appropriate length. We recommend analysis of different sling models to determine the need for a sling that provides head support. Max weight: 300 kg/ 660 lbs.

Art. No.	Product name	Description	Unit
49302000	HeadSupport	Polyester, one size	1 Pce



#### SoftLegSupport

Pressure-sensitive users sometimes need extra soft leg supports. SoftLegSupports are padded covers that can be applied to the leg sections of slings with divided leg supports. SoftLegSupports are sold in pairs and are easy for the caregiver to apply.

Art. No.	Product name	Description	Unit
49373003	SoftLegSupport	X-Small	1 Pair
49373006	SoftLegSupport	Small/Medium	1 Pair
49373007	SoftLegSupport	Large/X-Large	1 Pair







### StrapsPadding

StrapsPadding are padded strap covers which can be used as extra padding on the lift straps of a lifting sling to alleviate pressure for users who experience discomfort. StrapsPadding can be placed in many different ways to increase the comfort, for example for users with a strongly leaning seated position and/or uncontrolled movements. They are fastened with velcro and are very easy to fit, move or remove for cleaning. StrapsPadding can be used as an accessory for all lifting slings with divided leg supports.

Art. No.	Product name	Description	Unit
49373300	StrapsPadding	Padded lift strap covers	2 Pcs
49350000	StrapsPadding, wipeable	Padded lift strap covers	2 Pcs



### NameTag

NameTag is a marking label which is easily attached to, removed from and moved between products. It is securely fastened and can be washed at up to 90° C/ 194°F.

Art. No.	Product name	Description	Unit
49700001	NameTag	Textile marking label with woven text	10 Pcs
49700002	NameTag	Marking label with printed text	100 Pcs





# Safety information for transfer and lifting aids



## Visual inspection

Ensure that the materials and the seams are not damaged. Verify that the materials are not worn or faded.



## Mechanical load or stress

Apply pressure to buckles and handles and verify that they will not open or break under heavy loads.



## Stability test

Carefully bend the board to verify that it is both elastic and firm and rigid.



## Friction test

Low friction - Ensure that the surface is smooth and slides effortlessly.

Compare with a new product.

High friction - Ensure that the surface is rough and prevents the transfer aid from moving.

Compare with a new product.

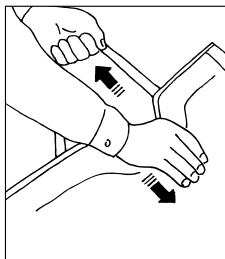
## Make sure your transfer aid is in perfect working order!

Transfer aids get older too. Conduct regular checks to ensure that they are safe and in perfect working order! An aid that does not meet the required demands must be removed from service immediately.

### Aids with handles and straps



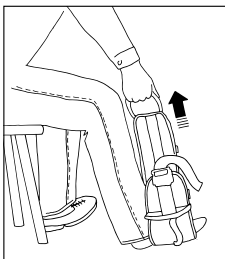
Check safety!



### Aids with buckles



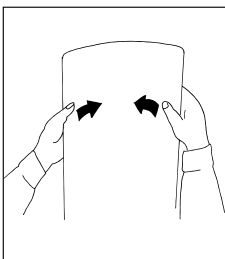
Check safety!



### Aids with a stiff core



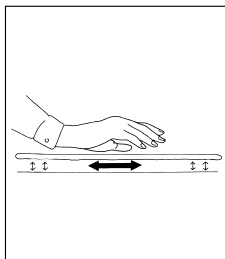
Check safety!



### Aids with low or high friction



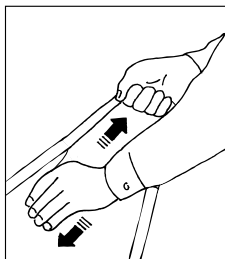
Check safety!



### Aids with loops



Check safety!



### More information

Please visit our website to download all documentation and to read more about the function and maintenance of our products. On our website, you can also find video clips and instructions on how to use the products. But please don't forget to read the manual!



handicare  
www.handicare.co.uk



## Check

### We can help you improve the work environment!

Check is Handicare's tool for systematic work environment management through mapping, evaluation and quality assurance of working methods, training and assistive devices for user transfers. It is also a part of SystemRoMedic™, Handicare's unique easy transfer concept.

#### Map and evaluate your transfers and identify the risk situations

Check is a tool designed to facilitate a thorough review and evaluation of the operations with regards to user transfers. The purpose of this is to quality assure working methods as well as the availability of relevant training and transfer-assistive devices in order to improve the work environment, to promote good ergonomics and to ensure a high quality of care. It is also an opportunity for the working unit to reduce costs for load injuries and pressure sores.

Check provides information on how user transfers are performed today, which assistive devices are used, what knowledge the caregivers possess in this respect and how difficult the transfers are perceived by the caregivers. Based on the results of your own mapping and evaluation, you will be able to identify and assess the risk situations occurring in your workplace but also to establish an action plan with appropriate improvement measures.

The risk assessment can, ideally, be made in cooperation with a physiotherapist, an occupational therapist, a nurse, a client transfer instructor or an occupational health care professional. Don't forget to also evaluate the outcome of your efforts by performing a new Check after a suitable period of time. Regular follow-ups are strongly recommended and why not make it a good habit to always perform a Check whenever the routines are changed, when there is a mishap, or if someone indicates the occurrence of risky user transfers.

#### The responsibility of management

In certain countries, legislation exists in which the responsibility of management in this area is clearly expressed. But cooperation between employer and employee is a must for a functioning work environment management. Check is a support for systematic work environment management. With Check, meeting legal requirements on performance and documentation of risk assessments and action plans is much facilitated.



#### Check the Workplace

A tool for mapping, evaluation and creation of an overview of the situation at the workplace. The purpose of Check the Workplace is to improve the work environment with regards to user transfers.

**For more information;** please contact your local Handicare and SystemRoMedic™ partner. We can also provide support in performing a Check survey for your workplace, assistance in analyzing the results, and preparing an equipment proposal tailored for your workplace. All contact details can be found on our website; [www.handicare.co.uk](http://www.handicare.co.uk).



### **30 years in the service of simplicity**

SystemRoMedic™ is the name of Handicare's unique easy transfer concept, the market's widest and most complete range of clever, easy-to-use and safe assistive devices for all types of patient transfers and manual handling requirements.

The philosophy behind SystemRoMedic™ is focused on the prevention and reduction of occupational injuries while allowing users to experience a greater sense of independence and dignity. Through a unique combination of training and a complete range of efficient transfer aids, SystemRoMedic™ offers improvement of both work environment and quality of care and, at the same time, achieves significant cost savings.

### **Designed and produced by Handicare**

For more than 30 years, SystemRoMedic™ has offered simple solutions for great results, and an easier everyday life for both users and personnel in the care sector. During 1984-2010 under the name of RoMedic and, as of January 1, 2011 under the name of Handicare.

***Handicare offers solutions and support to increase the independence of disabled or elderly people as well as to improve the convenience of those who are caring for them.***

*The Handicare Group is one of the leading healthcare companies in Europe with own manufacturing organizations and sales companies in Norway, Sweden, Denmark, Germany, the Netherlands, Great Britain, France, China, Canada and the USA. Handicare's products are also distributed by partners in more than 40 countries worldwide. Our wide range of high-quality products includes various manual and power wheelchairs, seating systems, scooters, a complete easy transfer system and other patient handling aids, stairlifts, car adaptations, rise-and recline chairs, and bathing and toileting products.*



**handicare**

82 First Avenue  
Pensnett Estate,  
Kingswinford  
West Midlands DY6 7FJ  
T 01384 408700  
enquiries@handicare.co.uk  
www.handicare.co.uk